



Predation of sea turtle eggs by rats and crabs

Holly J. Stokes¹ · Nicole Esteban¹ · Graeme C. Hays²

Received: 24 May 2023 / Accepted: 18 October 2023
© The Author(s) 2023

Abstract

Egg predation by invasive and native species may have severe impacts on endangered species and negatively affect species recovery. We assessed the levels of egg predation within green turtle (*Chelonia mydas*) clutches on the island of Diego Garcia (7.42°S, 72.45°E), Chagos Archipelago (Indian Ocean). Native coconut crabs (*Birgus latro*) and ghost crabs (*Ocypode spp.*), as well as introduced black rats (*Rattus rattus*), were predators of eggs, with these species entering nests via tunnels dug obliquely in the sand. Often whole eggs were removed from clutches. For example, the mean clutch size at oviposition (mean 127.8 eggs, $n=23$, range = 74–176) was significantly larger than at the end of incubation (mean 110.9 hatched and unhatched eggs, $n=16$, range = 9–147). In other cases, egg predation was recorded where the egg had been opened and contents were eaten in the nest. Overall, hatching success (the percentage of eggs laid leading to a hatchling emerging from the egg) was 64.9%, while 3.1% of eggs were predated within nests, 18.1% died during incubation without predation and 13.9% were removed. We reviewed evidence from 34 sites around the world identifying 36 predators that were either native (e.g., crabs, and goannas, $n=30$) or invasive (e.g., rats, and pigs, $n=8$). Depending on location, a predator could be identified as both native and invasive (e.g., dogs). We discuss how either nest protection and/or invasive predator eradication may be used to increase egg survival and when these approaches might be used.

Keywords Invasive species · Predator management · Conservation · Rat eradication · Marine protected area (MPA) · Marine turtle

Introduction

The survival rate of offspring is a key demographic factor that drives the success of populations (Albon et al. 2008) and hence, assessment of factors driving offspring survival has been a central component of ecological studies for many decades (Gibson et al. 2017; Reglero et al. 2018). In the most general terms, there is trade-off between parental investment in individual offspring and their survival. For example, some fish that produce millions of small eggs will tend to have lower rates of survival (Anderson and Gillooly 2021), while some large vertebrates, like whales and elephants, produce a

few large offspring and have extended parental care resulting in higher offspring survival (Lueders et al. 2012). Due to the key role in driving population dynamics, factors that cause long-term changes in offspring survival rates may influence population trajectories (Reichert et al. 2020; Parker et al. 2021). As well as levels of mortality driven by natural predators, other factors that may increase offspring mortality include introduced invasive predators (Spencer 2002), direct human harvesting, including poaching of eggs (Pheasey et al. 2021) and climate warming (Hao et al. 2021).

Sea turtles are a group where several species are endangered, particularly at regional scales, and where many of these disparate factors can play important roles in influencing offspring survival and hence population trajectories (Mazaris et al. 2017). Female sea turtles typically produce several clutches in a single nesting season laying several hundred eggs (e.g., Hays and Speakman 1991). In some parts of the world, there may be high levels of nest predation from natural occurring predators. For example, in Florida, raccoons (*Procyon lotor*) are an important nest predator and have led to efforts of protecting nest sites with metal cages

Responsible Editor: P. Casale.

✉ Nicole Esteban
n.esteban@swansea.ac.uk

¹ Department of Biosciences, Swansea University, Swansea SA2 8PP, UK

² School of Life and Environmental Sciences, Deakin University, Geelong, Geelong, VIC 3280, Australia

(Engeman et al. 2016) or removal of raccoons from islands as an effective management strategy (Garmestani and Percival 2005), while in Australia, yellow-spotted goannas (*Varanus panoptes*) are important nest predators (Lei and Booth 2017b). Red foxes (*Vulpes vulpes*) are a widely recorded nest predator in the Mediterranean leading to screening of nests with metal grids in Turkey (Kaska 2000; Kaska et al. 2010). In some areas, particularly historically but also more recently, harvesting of eggs has been thought to underpin declines in population abundance (Cáceres-Farias et al. 2022). As embryo mortality increases in sea turtle nests at high nest temperatures, there is also concern that embryo mortality rates will increase associated with climate warming (Laloë et al. 2017; Hays et al. 2017). Conversely, major increases in nesting numbers in some parts of the world have often been attributed to conservation efforts reducing the level of egg poaching (Mazaris et al. 2017).

Given the importance of hatchling survival for sea turtles, we assessed the relative importance of nest predation for green turtles (*Chelonia mydas*) nesting at a major rookery on an isolated island where harvesting or poaching of eggs is zero but where there are a range of potential predators, both natural and introduced. In this way, our work helps identify the importance of managing and / or removing invasive predators that may have several negative ecosystem consequences.

Materials and methods

The study was undertaken on the island of Diego Garcia (7.42°S, 72.45°E), Chagos Archipelago (Indian Ocean) which lies in the center of one of the world's largest marine protected areas (MPA; Hays et al. (2020)). After two centuries of exploitation, turtles in the Chagos Archipelago have been protected since around 1970 with all life history stages (nests, foraging juveniles, nesting adults) receiving full protection. Diego Garcia is the only inhabited island in the archipelago.

We patrolled the index beach on Diego Garcia (Fig. 1a) at night in search of nesting females and early morning for tracks leading to successful nests or a nesting female. If possible, we counted eggs within clutches as they were laid but if this was not possible (e.g., due to the turtle covering the nest with her rear flippers), then the nest was carefully excavated immediately after the turtle disguised her nest and the eggs were counted and carefully placed back in the same general order as they were laid. Nests were marked via triangulation to tree trunks or branches of nearby vegetation that were marked with different colored tape. The distance from each tree/branch to the nest was recorded along with the tape color and a bearing was taken from each tree to the nest.

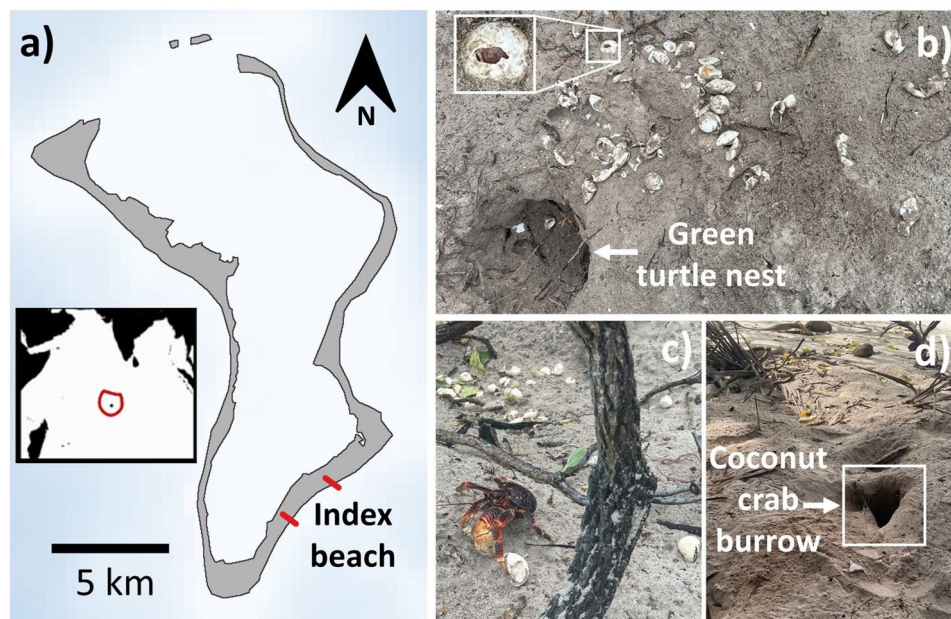


Fig. 1 **a** Diego Garcia (land shaded gray) and the index beach (indicated by the red lines; 2.8 km) with a map showing the location of the Chagos Archipelago in relation to the wider Indian Ocean (red boundary = marine protected area). **b** Remnants of a green turtle nest predated by a coconut crab (*Birgus latro*) with scattered eggshells on the sand surface and pierced eggs with egg remains. **c** A coconut crab

piercing and eating a green turtle egg. Predated scattered eggs can be seen in the background on the sand surface. **d** Coconut crab burrow into a green turtle nest which was used by other predators (e.g., black rats (*Rattus rattus*), ghost crabs (*Ocypode spp.*), strawberry hermit crabs (*Coenobita perlatus*), warrior crab (*Cardisoma carnifex*) to scavenge eggs

Nests were monitored for signs of hatching after 60 days of incubation. Nests were excavated at least 65 days after clutch deposition. For each excavation, hatch success was recorded through counts of empty eggshells and unhatched eggs. Unhatched eggs were opened to determine the stage at which development had stopped, using descriptions and diagrams from Smith et al. (2021). The number of predated eggs (eggs with small, snipped hole / slit; ~1.5cm) indicative of being opened by crabs (Maros et al. 2003) were recorded (Fig. 1b–d). Nests were also excavated after observing hatching events from nests where the clutch size was not counted at oviposition. Nest depth was measured to the top and bottom of the egg chamber. Nests (marked and un-marked) were checked for signs of predation, to note the predator and incident (e.g., type and number of predators around the nest, location of burrow or access point, and the number of opened eggs if seen on the surface).

Global review

We compiled studies that identified predators of sea turtle nests around the world. To do this, we searched WoK using the search terms under TOPIC (“sea turtle*” AND “nest predat*”), (“sea turtle*” AND “egg predat*”), (“marine turtle*” AND “nest predat*”) and (“marine turtle*” AND “egg predat*”) and then completed a backward citation search from the most recent paper (Espinoza-Rodríguez et al. 2023). Only dominant primary and secondary predators were included in the global review. Other predators reported in studies that were found to cause little impact are listed in the results section but are not included in the global predator map.

Results

Field observations

Although not observed in nests where oviposition and excavation counts were conducted, there were observations of predators in nests that we had come across during other data collection along the index beach. We observed ghost crabs (*Ocypode spp.*), coconut crabs or robber crabs (*Birgus latro*) and black rats (*Rattus rattus*) consuming turtle eggs at the sand surface (Fig. 1b–d). In all these cases where we observed eggs being predated, the adjacent nest had at least one tunnel running obliquely down toward the nest chamber. On many separate occasions of opportunistic observations of unmonitored nests, we observed recently laid clutches (in the last week or so) with eggs removed from the nest and eaten on the sand surface. Between 05/02/2021 and 31/03/2021 counts of eggs on the sand surface close to fresh burrows ranged from 2 to 69 eggs (mean \pm SD: 14.8 \pm 16.1 eggs,

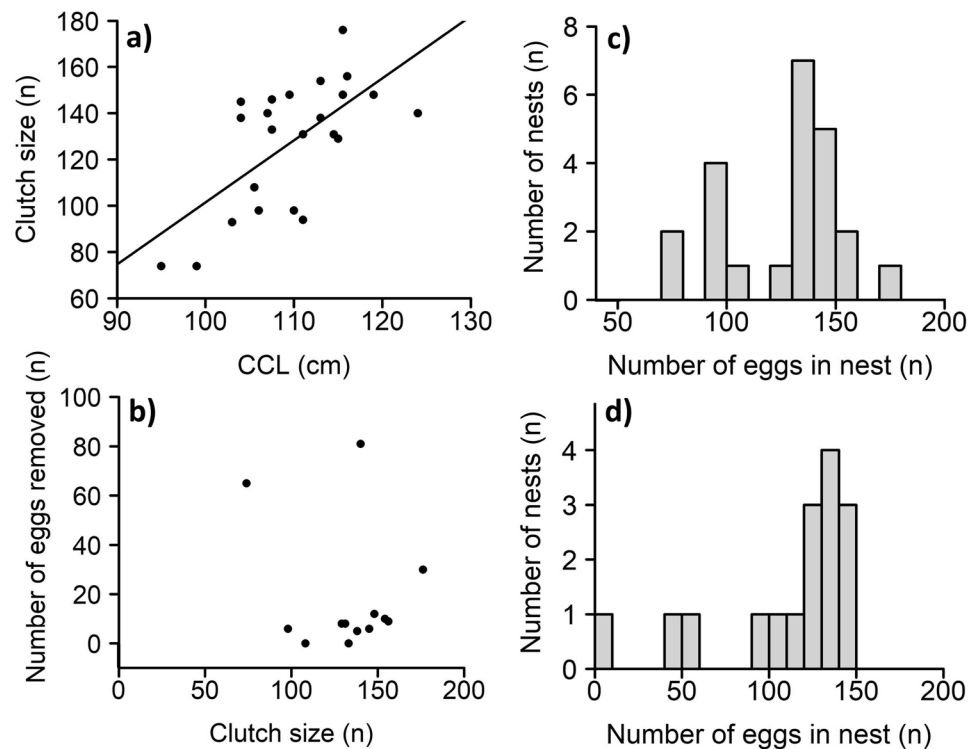
$n=25$; Fig. 1b; c, Table S2). Coconut crabs dig large burrows (Fig. 1d) into the nests and the eggs are usually brought to the surface where evidence lies in scattered eggshells on the sand. These large burrows present an opportunity for rats, ghost crabs, strawberry hermit crabs (*Coenobita perlatus*), that were observed utilizing the burrow and scavenging eggs. Hermit crabs, smaller ghost crabs, warrior crabs (e.g., *Cardisoma carnifex*), and fiddler crabs (*Uca spp.*) were observed to loiter around predated nests and feed on dried eggshells presumably left by coconut crabs. Rats were also observed digging down into the sand. From observations on Diego Garcia, it seems coconut crabs cause the most impact to nest success, with one individual able to decimate a nest by removing a large proportion of eggs, along with creating an opportunity for other predators to enter the nest easily.

Clutch size

Nests were excavated between 66 and 76 days after eggs were laid (mean \pm SD = 73 \pm 3 days, $n=19$). The clutch size, measured at oviposition, ranged from 74 to 179 eggs (mean \pm SD = 127.8 \pm 27.4 eggs, $n=23$). Clutch size increased in larger turtles, with the CCL explaining 42% of the variance in the number of eggs per clutch (Fig. 2a, $F_{1,21} = 15.1$, $r^2 = 0.42$, $P < 0.001$). The number of hatched and unhatched eggs remaining in the nest at the end of incubation ranged from 9 to 147 eggs (mean \pm SD = 110.9 \pm 40.3 eggs, $n=16$), i.e., 13.2% lower than the mean number at oviposition. Where both the number of eggs at oviposition and at excavation was measured for the same clutch, the number at excavation was similarly 13.9% lower, a difference that was significant (means 133.1 and 114.6 eggs, respectively, paired t test, $t_{12} = 2.61$, $P = 0.023$). In some cases, the difference in number of eggs at oviposition and at excavation was extreme. For example, one clutch had 74 eggs at oviposition but only 9 at excavation, while for another the numbers were 140 and 81, respectively (Fig. 2b; c; Table S1). In no cases were entire clutches dug up.

The number of hatchlings emerging from nests was mean \pm SD = 85.4 \pm 46.4 ($n=16$ clutches). For clutches where both the number of eggs at oviposition and the number of hatchling emerging were assessed, the mean \pm SD hatching success (% of eggs laid that led to hatchling emerging from the egg) was 64.9 \pm 38.5% ($n=13$ clutches). The mean number of eggs per clutch with holes indicative of crab predation within the nest was 4.1 eggs, i.e., 3.1% of the mean number of eggs at oviposition, and the mean number of eggs that failed to complete development but were not predated was mean \pm SD = 24.2 \pm 34.2 eggs per clutch ($n=13$), i.e., 18.2% of the mean number of eggs at oviposition. Nest depth to the top of chamber was mean \pm SD = 52 \pm 12 cm ($n=13$) and to the bottom of the chamber was mean \pm SD = 66 \pm 14

Fig. 2 For green turtles on Diego Garcia, Chagos Archipelago, we show the **a** relationship between the curved carapace length (CCL) and clutch size ($F_{1,21} = 15.1$, $r^2 = 0.42$, $P < 0.001$). **b** relationship between clutch size and the number of eggs removed from the nest between oviposition and excavation ($F_{1,11} = 0.41$, $r^2 = 0.04$, $P = 0.5$) and the distribution of the number of eggs at **c** oviposition and **d** excavation (Table S1)



cm ($n = 13$). Crabs excavated between 1 and 3 burrows angled at around 45° to reach the top of the egg chamber.

In summary, when assessing the fate of eggs within a clutch about 13.9% of eggs were removed, 3.1% were predated and left inside the nest, 18.1% failed to complete development (not predated) and 64.9% emerged as hatchlings.

Predators of sea turtle nests around the world

From 40 studies (including our current study), we found a range of both vertebrate and invertebrate predators of sea turtle nests around the world as well as native and invasive species (Fig. 3; Table S3). We found predation studies at 34 sites for all sea turtle species, including green, loggerhead (*Caretta caretta*); olive ridley (*Lepidochelys olivacea*), hawksbill (*Eretmochelys imbricata*), flatback (*Natator depressus*), leatherback (*Dermochelys coriacea*), and Kemp's ridley (*Lepidochelys kempii*) turtles. Thirty-six predator species were identified, eight of which were identified as invasive, including feral pigs, *Sus scrofa* (Pereira et al. 2023); red foxes (Lei and Booth 2017b); armadillo, *Dasypus novemcinctus* (Engeman et al. 2006); Asian mongoose *Herpestes javanicus* (Leighton et al. 2011), and rats (present study). Depending on the site location, a predator could be classed as invasive or native (e.g., dogs and coyotes). From our global review, we found the most important predators are medium sized mammals (e.g., pigs, red foxes), crabs (e.g., yellow crab, *Johngarthia lagostoma*) and *Varanus spp.* Some of the species we have included (in Fig. 3)

are classed as secondary or opportunistic predators but are still known to cause damage to nests (e.g., rats, and vultures). Other predators were found in our search but were recorded as having little impact on nests at the study site (and excluded from Fig. 3) include, striped skunk (*Mephitis mephitis*), Tayra (*Eira barbara*), opossum (*Didelphis spp.*), caracara (*Caracara cheriway*) and maggots (Espinoza-Rodríguez et al. 2023), spotted skunk (*Spilogale putorius*), and bobcats (*Felis rufus*; Engeman et al. 2006), Northern river otter (*Lontra canadensis*), American mink (*Mustela vison*), crow (*Corvus spp.*), and snakes (Butler et al. 2020).

Discussion

Predators impact sea turtle clutches in a number of ways. In some parts of the world, entire clutches can be dug up and predated. For example, in Australia, dingoes (*Canis lupus dingo*), goannas, and feral pigs can cause complete loss of flatback and olive ridley nests through nest excavation and consumption or damage to every egg in a clutch (Nordberg et al. 2019). However, this type of nest excavation and entire nest destruction was not observed on Diego Garcia, but instead it appeared as if eggs were being removed individually by crabs and rats entering the nests via tunnels. We report both coconut crabs and ghost crabs predated eggs and to the best of our knowledge we report the first observations of coconut crabs actively burrowing into sea turtle nests to

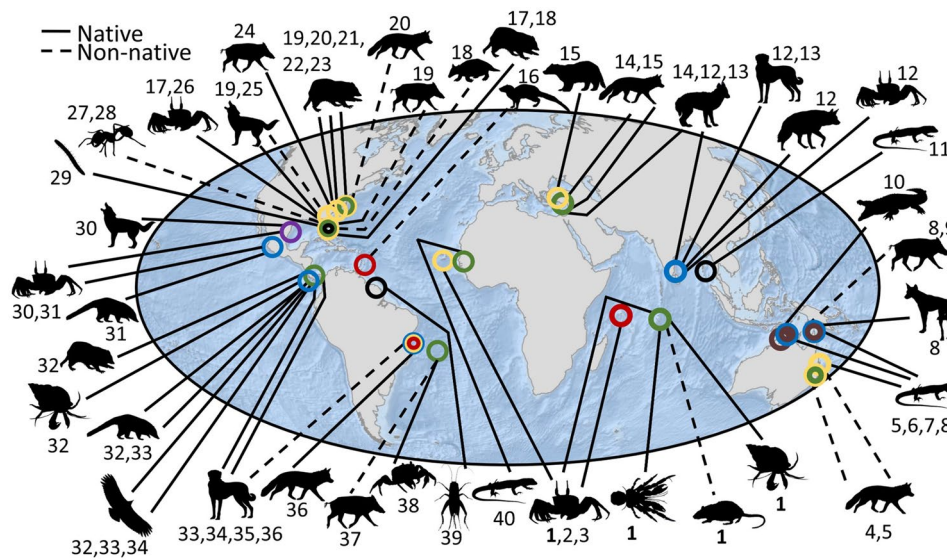


Fig. 3 Examples of common sea turtle nest predators identified across the world (Table S3) shown by icons including mammals (e.g., canids, procyonids, pigs, mongoose, armadillo), reptiles (goannas, saltwater crocodiles), invertebrates (e.g., ghost crabs, coconut crabs, ants, mole crickets). Secondary and opportunistic predators of accessible nests are also included, such as rats, birds (e.g., vultures), and hermit crabs. 1=coconut crab, ghost crab, rat, hermit crab (present study); 2=ghost crab (Marco et al. 2015); 3=ghost crab (Hitchins et al. 2004); 4=red fox (O'Connor et al. 2017); 5=red fox, goanna (Lei and Booth 2017b); 6=goanna (Lei et al. 2017); 7=goanna (Lei and Booth 2017a); 8=goanna, feral pig, dingo (Nordberg et al. 2019); 9=feral pig (Whytlaw et al. 2013); 10=saltwater crocodile (Whiting and Whiting 2011); 11=Asian water monitor (Sivasundar and Devi Prasad 1996); 12=ghost crab, hyena, feral dog, jackal (Tripathy and Rajasekhar 2009); 13=domestic dog, golden jackal (Bhupathy 2003); 14=red fox, golden jackal (Brown and Macdonald 1995); 15=red fox, badger (Başkale and Kaska 2005); 16=Asian mongoose (Leighton et al. 2011); 17=raccoon, ghost crab (Brost et al. 2015); 18=raccoon, armadillo (Engeman et al. 2006); 19=feral pig, coyote (Butler et al. 2020); 20=red fox, raccoon (Halls et al. 2018); 21=rac-

coon (Welicky et al. 2012); 22=raccoon (Engeman et al. 2010); 23=raccoon (Ratnaswamy et al. 1997); 24=feral pig (Engeman et al. 2019); 25=coyote (Lamarre-DeJesus and Griffin 2015); 26=ghost crab (Bouchard and Bjorndal 2000); 27=red fire ant (Parris et al. 2002); 28=red fire ant, tropical fire ant, little fire ant (Wetterer et al. 2014); 29=click beetle larvae (Donlan et al. 2004); 30=coyote, ghost crab (Shaver 2020); 31=raccoon (García et al. 2003); 32=raccoon, hermit crab, coati, vulture (Espinoza-Rodríguez et al. 2023); 33=coati, vulture, dog (Fowler 1979); 34=vulture, dog (Burger and Gochfeld 2014); 35=dog (Siqueira-Silva et al. 2020); 36=domestic dog, fox (Nayelli Rangel Aguilar et al. 2022); 37=pig (Pereira et al. 2023); 38=yellow crab (de Faria et al. 2022); 39=mole cricket (Maros et al. 2003); 40=Nile monitor (Sampaio et al. 2022). Symbol color: green=loghead (*Caretta caretta*); blue=olive ridley (*Lepidochelys olivacea*); red=hawksbill (*Eretmochelys imbricata*); brown=flatback (*Natator depressus*); black=leatherback (*Dermochelys coriacea*); purple=Kemp's ridley (*Lepidochelys kempii*). Non-native=imported, invasive or introduced. Icon source: R package Rphylopic (Gearty et al. 2023)

predate eggs. Coconut crabs play a critical ecological role in Indo-Pacific island ecosystems. As omnivores, they feed on an array of plants and animals and their scavenging activity aids decomposition of rotting material (Stensmyr et al. 2005). Through active hunting, coconut crabs act as a top predator on island ecosystems and have been referred to as the 'ruler of the atoll', even sometimes killing birds (Laidre 2017). Our observations suggest that the impact of direct egg predation by coconut crabs is magnified by their tunneling into nests, thereby creating a pathway for other predators. Similarly, in Australia, Lei and Booth (2018) found that the opening of a nest by a goanna caused a significant increase in visitation rates to the nest by other goannas and crabs. On high-density sea turtle nesting beaches, clutches are dug up by subsequent nesting turtles and causes a significant loss of eggs directly and provides an opportunity for other predators to find eggs (Ocana et al. 2012).

Our findings add to the growing evidence that crabs can be important predators of sea turtle nests. For example, Marco et al. (2015) reported that in unprotected loggerhead turtle nests on Cape Verde (Atlantic Ocean), on average ghost crabs (*Ocypode cursor*) predated 50% of the eggs. Furthermore, Marco et al. (2015) suggested that dominant crabs might defend the nest they prey upon, sequentially removing eggs over a period of time. On Trinidad Island in Brazil, de Faria et al. (2022) observed yellow crabs predated eggs as they were laid by green turtles and report an average loss of 3 eggs per nest during the nesting stage. Similarly, ghost crabs have been reported predated high numbers of turtle eggs in other parts of the world (e.g., > 15% of eggs in the Seychelles (Hitchins et al. 2004)). In other areas, crab predation is lower. For example, for green turtles in Malaysia, just 1.3% of eggs were lost due to ghost crab predation (Ali and Ibrahim

2002). The drivers of this variable impact of ghost crabs are unknown but may be linked to crab density or the ability of crabs to access clutches is linked to nest depth. Certainly, on Diego Garcia it appears that tunnels dug by coconut crabs is a route of access to eggs for ghost crabs, allowing them to access deeply buried eggs that might otherwise be unavailable. On some nesting beaches, crab predation is frequent on hatchlings crawling from the nest to the sea which can cause a significant decrease in hatchling recruitment (Martins et al. 2021).

Across the world, rats introduced to islands have had huge negative ecosystem impacts such as declines in seabird numbers (Lock 2006; Caut et al. 2008; Carr et al. 2013). These seabird declines in turn can impact ecosystem functioning such as loss of nutrients, from bird guano, decreasing coral reef ecosystem productivity and diversity (Graham et al. 2018) even resulting in a change in coral reef fish behavior (Gunn et al. 2023). Rats also impact sea turtles. For example, in New Caledonia, invasive rats heavily predate on seabird eggs and chicks; however, in the absence of birds outside of their nesting season, rats shift their diet and prey on green turtle hatchlings (Caut et al. 2008). Although, rat predation of hatchlings has been reported, to our knowledge, our study is the first to report observations of rat predation on sea turtle eggs, likely facilitated by nest access through the burrows created by coconut crabs.

While our study was not able to resolve the relative importance of crab versus rat predation, we were able to show that together these predators were having a major impact, predated almost 15% of eggs. Addressing the relative importance of these different predators might potentially be addressed using modern camera technology. For example, Lei and Booth (2017b) elegantly used cameras to identify predators of turtle nests in Australia.

There are essentially two methods to reduce predation of sea turtle eggs: protection of nests or eradication of the predator. Predator eradication is certainly an option where predators are an introduced species. For example, introduced feral pigs historically decimated green turtle nests on Trindade Island, Brazil and pig removal has led to recovery of nesting numbers (Pereira et al. 2023). Similarly, on Keewaydin Island, Florida, pig eradication resulted in a decrease from 87% to just 1% of nests destroyed by this invasive predator (Engeman et al. 2019). In some cases, eradication of invasive species may have very broad ecosystem benefits. For example, ongoing efforts to remove rats from oceanic islands, including within the Chagos Archipelago (Russell and Holmes 2015; Benkwitt et al. 2021) is designed primarily to benefit sea birds and also improve the quality of neighboring reefs, but may have the additional benefit of reducing predation on turtle eggs (our study).

Our global analysis revealed that predation of sea turtle eggs is more often than not by native animals, such a

raccoons and crabs. In cases of high predation by native animals, then protection of nests, for example with cages, may help reduce predation both with clutches relocated to hatcheries as well as those protected in situ (Marco et al. 2015). For example, in Georgia, large mesh screens are designed to protect nests from raccoons and secondary smaller mesh screens to protect against ghost crabs (Butler et al. 2020). In Guinea-Bissau, Sampaio et al. (2022) used a variety of techniques to protect green turtle nests from Nile monitors (*Varanus niloticus*), including scent covering, by sprinkling clove essence aqueous solution on the surface sand to mask the scent of turtle eggs, track covering to remove visual cues and square metal nets (over and buried into the sand). In some cases, however, protection via fences has not been sufficient, for example, in Java, Indonesia, all fenced and unfenced natural nests were predated by monitor lizards (Maulany 2013). Such approaches to protect sea turtle nests from native predators may be costly and difficult to implement and so it may be important to assess if such predation is having an important negative impact on a population's trajectory, before deciding if intervention is warranted. For example, both at Diego Garcia and in the Cape Verde Islands, with 17% and 50% predation by crabs, respectively, nesting numbers are increasing (Mortimer et al. 2020; Hays et al. 2022), suggesting that crab predation is not sufficient to prevent population increases.

Often in sea turtle research, clutch size is estimated by excavating nests once hatchlings have emerged and then by counting shell fragments and unhatched eggs. We echo the concerns of Marco et al. (2015) that such clutch size estimates may be compromised at sites where eggs are being removed from clutches by crabs. In those cases, obviously the clutch size will be underestimated, sometimes vastly, at nest excavation. In an extreme case we found that only nine eggs remained in the nest chamber at the end of incubation while Marco et al. (2015) reported that 100% of eggs could sometimes be removed from clutches by crabs. In common with many studies, we found that larger females (with a resulting larger body cavity) had a higher reproductive effort and tended to lay more eggs per clutch (van Buskirk and Crowder 1994). The most parsimonious explanation for why clutch size increases with female size is that females are minimizing the energetic cost of nesting per egg laid (Hays and Speakman 1991). In other words, laying many more and smaller clutches would be much more energetically expensive compared to a few large clutches. It might be argued that larger clutches might be more susceptible to being located and, hence, predated, if they have a larger odor signature. However, we found no relationship between clutch size and the number of eggs removed, suggesting that clutches were located by predators regardless of their size.

In summary, we identified predation of sea turtle nests by crabs and rats but, while levels of predation could sometimes be very high for individual nests, nest predation does

not seem to be preventing an increase in nesting numbers. Presumably, the impacts of nest predation on Diego Garcia are offset by the complete protection nests receive from any human harvesting.

Supplementary Information The online version contains supplementary material available at <https://doi.org/10.1007/s00227-023-04327-9>.

Acknowledgements We thank Dr Mark Laidre for help with crab species identification and Dr Jeanne Mortimer for advice. We are grateful for invaluable support from Milly Fellows in the field. We also thank the many volunteers on Diego Garcia for help during fieldwork.

Author contributions GCH, NE, and HJS conceived the study. HJS and NE conducted the fieldwork. HJS and GCH led the data analysis and writing with contributions from all authors.

Funding This work was supported by the Bertarelli Foundation as part of the Bertarelli Programme in Marine Science (projects 2017-4, 820633).

Data availability All data generated or analyzed during this study are included in this published article and its supplementary information files.

Code availability Not applicable.

Declarations

Conflict of interest No conflicts of interest or competing interests to declare.

Ethical approval All work was approved by Swansea University and Deakin University Ethics Committees and the British Indian Ocean Territory Administration (BIOTA) of the UK Foreign, Commonwealth and Development Office. Protocols were approved by research ethics committee of Swansea University (Ethics Reference Number: STU_BIOL_157334_011020182616_1; AWERB IP Reference Number: IP-2021-01). The study was endorsed through research permits (0001SE21, 000XSE22) from the Commissioner's Representative for BIOTA and research complied with all relevant local and national legislation.

Open Access This article is licensed under a Creative Commons Attribution 4.0 International License, which permits use, sharing, adaptation, distribution and reproduction in any medium or format, as long as you give appropriate credit to the original author(s) and the source, provide a link to the Creative Commons licence, and indicate if changes were made. The images or other third party material in this article are included in the article's Creative Commons licence, unless indicated otherwise in a credit line to the material. If material is not included in the article's Creative Commons licence and your intended use is not permitted by statutory regulation or exceeds the permitted use, you will need to obtain permission directly from the copyright holder. To view a copy of this licence, visit <http://creativecommons.org/licenses/by/4.0/>.

References

- Albon SD, Coulson TN, Brown D, Guinness FE, Pemberton JM, Clutton-Brock TH (2008) Temporal changes in key factors and key age groups influencing the population dynamics of female red deer. *J Anim Ecol* 69:1099–1110. <https://doi.org/10.1111/j.1365-2656.2000.00485.x>
- Ali A, Ibrahim K (2002) Crab predation on green turtle (*Chelonia Mydas*) eggs incubated on a natural beach and in turtle hatcheries. In: Proceedings of the 3rd Workshop on SEASTAR2000. Graduate School of Informatics, Kyoto University, pp 95–100
- Anderson DM, Gillooly JF (2021) Evaluating the tradeoff between offspring number and survivorship across fishes, amphibians, reptiles and mammals. *Oikos* 130:798–807. <https://doi.org/10.1111/oik.07569>
- Başkale E, Kaska Y (2005) Sea turtle nest conservation techniques on southwestern beaches in Turkey. *Isr J Ecol Evol* 51:13–26. <https://doi.org/10.1560/G6NU-WG4N-07F5-PU6R>
- Benkwitt CE, Gunn RL, Le Corre M, Carr P, Graham NAJ (2021) Rat eradication restores nutrient subsidies from seabirds across terrestrial and marine ecosystems. *Curr Biol* 31:2704–2711. <https://doi.org/10.1016/j.cub.2021.03.104>
- Bhupathy S (2003) Conservation of olive ridley sea turtle *Lepidochelys olivacea* (Reptilia/Chelonia) along the Nagapattinam coast, southeast coast of India. *Indian J Mar Sci* 32:168–171
- Bouchard SS, Bjorndal KA (2000) Sea turtles as biological transporters of nutrients and energy from marine to terrestrial ecosystems. *Ecology* 81:2305–2313. [https://doi.org/10.1890/0012-9658\(2000\)081%5B2305:STABTO%5D2.0.CO;2](https://doi.org/10.1890/0012-9658(2000)081%5B2305:STABTO%5D2.0.CO;2)
- Brost B, Witherington B, Meylan A, Leone E, Ehrhart L, Bagley D (2015) Sea turtle hatchling production from Florida (USA) beaches, 2002–2012, with recommendations for analyzing hatching success. *Endanger Species Res* 27:53–68. <https://doi.org/10.3354/esr00653>
- Brown L, Macdonald DW (1995) Predation on green turtle *Chelonia mydas* nests by wild canids at Akyatan beach, Turkey. *Biol Conserv* 71:55–60. [https://doi.org/10.1016/0006-3207\(94\)00020-Q](https://doi.org/10.1016/0006-3207(94)00020-Q)
- Burger J, Gochfeld M (2014) Avian predation on olive ridley (*Lepidochelys olivacea*) sea turtle eggs and hatchlings: avian opportunities, turtle avoidance, and human protection. *Copeia* 2014:109–122. <https://doi.org/10.1643/CE-13-006>
- Butler ZP, Wenger SJ, Pfaller JB, Dodd MG, Ondich BL, Coleman S, Gaskin JL, Hickey N, Kitchens-Hayes K, Vance RK, Williams KL (2020) Predation of loggerhead sea turtle eggs across Georgia's barrier islands. *Glob Ecol Conserv* 23:e01139. <https://doi.org/10.1016/j.gecco.2020.e01139>
- Cáceres-Farias L, Reséndiz E, Espinoza J, Fernández-Sanz H, Alfaro-Núñez A (2022) Threats and vulnerabilities for the globally distributed olive ridley (*Lepidochelys olivacea*) sea turtle: a historical and current status evaluation. *Animals* 12:1837. <https://doi.org/10.3390/ani12141837>
- Carr P, Hillman JC, Seaward MR, Vogt S, Sheppard CR (2013) Coral Islands of the British Indian Ocean Territory (Chagos Archipelago). In: Sheppard C (ed) Coral Reefs of the United Kingdom Overseas Territories. Springer, Dordrecht, Coral Reefs of the World, pp 271–282
- Caut S, Angulo E, Courchamp F (2008) Dietary shift of an invasive predator: rats, seabirds and sea turtles. *J Appl Ecol* 45:428–437. <https://doi.org/10.1111/j.1365-2664.2007.01438.x>
- de Faria LAP, Martins AS, Pereira JA (2022) Green turtles nest survival: quantifying the hidden predation. *Mar Environ Res* 179:105666. <https://doi.org/10.1016/j.marenvres.2022.105666>
- Donlan EM, Townsend J, Golden E (2004) Predation of *Caretta caretta* (Testudines: Cheloniidae) eggs by larvae of *Lanelater sillei* (Coleoptera: Elateridae) on Key Biscayne, Florida. *Caribb J Sci* 40:415–420
- Engeman RM, Martin RE, Smith HT, Woolard J, Crady CK, Constantin B, Stahl M, Groninger NP (2006) Impact on predation of sea turtle nests when predator control was removed midway through the nesting season. *Wildl Res* 33:187–192. <https://doi.org/10.1071/WR05049>

- Engeman RM, Duffiney A, Braem S, Olsen C, Constantin B, Small P, Dunlap J, Griffin JC (2010) Dramatic and immediate improvements in insular nesting success for threatened sea turtles and shorebirds following predator management. *J Exp Mar Biol Ecol* 395:147–152. <https://doi.org/10.1016/j.jembe.2010.08.026>
- Engeman RM, Addison D, Griffin JC (2016) Defending against disparate marine turtle nest predators: nesting success benefits from eradicating invasive feral swine and caging nests from raccoons. *Oryx* 50:289–295. <https://doi.org/10.1017/S0030605314000805>
- Engeman RM, Byrd RW, Dozier J, McAlister MA, Edens JO, Kierepka EM, Smyser TJ, Myers N (2019) Feral swine harming insular sea turtle reproduction: the origin, impacts, behavior and elimination of an invasive species. *Acta Oecol* 99:103442. <https://doi.org/10.1016/j.actao.2019.103442>
- Espinoza-Rodríguez N, Rojas-Cañizales D, Mejías-Balsalobre C, Naranjo I, Arauz R (2023) Predation rate on olive ridley sea turtle (*Lepidochelys olivacea*) nests with solitary nesting activity from 2008 to 2021 at Corozalito. *Costa Rica Animals* 13:875. <https://doi.org/10.3390/ani13050875>
- Fowler LE (1979) Hatching success and nest predation in the green sea turtle, *Chelonia mydas*, at Tortuguero, Costa Rica. *Ecology* 60:946–955. <https://doi.org/10.2307/1936863>
- García A, Ceballos G, Adaya R (2003) Intensive beach management as an improved sea turtle conservation strategy in Mexico. *Biol Conserv* 111:253–261. [https://doi.org/10.1016/S0006-3207\(02\)00300-2](https://doi.org/10.1016/S0006-3207(02)00300-2)
- Garmestani AS, Percival HF (2005) Raccoon removal reduces sea turtle nest depredation in the Ten Thousand Islands of Florida. *Southeast Nat* 4:469–472. [https://doi.org/10.1656/1528-7092\(2005\)004\[0469:RRRSTN\]2.0.CO;2](https://doi.org/10.1656/1528-7092(2005)004[0469:RRRSTN]2.0.CO;2)
- Gearty W, Jones LA, Chamberlain S (2023) rphylopic: an R package for accessing and plotting PhyloPic silhouettes. <https://cran.r-project.org/package=rphylopic>
- Gibson D, Blomberg EJ, Atamian MT, Sedinger JS (2017) Weather, habitat composition, and female behavior interact to modify offspring survival in Greater Sage-Grouse. *Ecol Appl* 27:168–181. <https://doi.org/10.1002/eap.1427>
- Graham NAJ, Wilson SK, Carr P, Hoey AS, Jennings S, Macneil MA (2018) Seabirds enhance coral reef productivity and functioning in the absence of invasive rats. *Nature* 559:250–253. <https://doi.org/10.1038/s41586-018-0202-3>
- Gunn RL, Benkwitt CE, Graham NAJ, Hartley IR, Algar AC, Keith SA (2023) Terrestrial invasive species alter marine vertebrate behaviour. *Nat Ecol Evol* 7:82–91. <https://doi.org/10.1038/s41559-022-01931-8>
- Halls J, Hill J, Urbanek R, Sutton H (2018) Distribution pattern of red fox (*Vulpes vulpes*) dens and spatial relationships with sea turtle nests, recreation, and environmental characteristics. *ISPRS Int J Geoinf* 7:247. <https://doi.org/10.3390/ijgi7070247>
- Hao X, Zou TT, Han XZ, Zhang FS, Du WG (2021) Grow fast but don't die young: maternal effects mediate life-history trade-offs of lizards under climate warming. *J Anim Ecol* 90:1550–1559. <https://doi.org/10.1111/1365-2656.13475>
- Hays GC, Speakman JR (1991) Reproductive investment and optimum clutch size of loggerhead sea turtles (*Caretta caretta*). *J Anim Ecol* 60:455–462. <https://doi.org/10.2307/5290>
- Hays GC, Mazaris AD, Schofield G, Laloë J-O (2017) Population viability at extreme sex-ratio skews produced by temperature-dependent sex determination. *Proc R Soc Lond B Biol Sci* 284:20162576. <https://doi.org/10.1098/rspb.2016.2576>
- Hays GC, Koldewey HJ, Andrzejczak S, Attrill MJ, Barley S, Bayley DTI, Benkwitt CE, Block B, Schallert RJ, Carlisle AB, Carr P, Chapple TK, Collins C, Diaz C, Dunn N, Dunbar RB, Eager DS, Engel J, Embling CB, Esteban N, Ferretti F, Foster NL, Freeman R, Gollock M, Graham NAJ, Harris JL, Head CEI, Hosegood P, Howell KL, Hussey NE, Jacoby DMP, Jones R, SannassyPilly S, Lange ID, Letessier TB, Levy E, Lindhart M, McDevitt-Irwin JM, Meekan M, Meeuwig JJ, Micheli F, Mogg AOM, Mortimer JA, Mucciarone DA, Nicoll MA, Nuno A, Perry CT, Preston SG, Rattray AJ, Robinson E, Roche RC, Schiele M, Sheehan EV, Sheppard A, Sheppard C, Smith AL, Soule B, Spalding M, Stevens GMW, Steyaert M, Stiffel S, Taylor BM, Tickler D, Trevail AM, Trueba P, Turner J, Votier S, Wilson B, Williams GJ, Williamson BJ, Williamson MJ, Wood H, Curnick DJ (2020) A review of a decade of lessons from one of the world's largest MPAs: conservation gains and key challenges. *Mar Biol* 167:159. <https://doi.org/10.1007/s00227-020-03776-w>
- Hays GC, Taxonera A, Renom B, Fairweather K, Lopes A, Cozens J, Laloë J-O (2022) Changes in mean body size in an expanding population of a threatened species. *Proc R Soc Lond B Biol Sci* 289:20220696. <https://doi.org/10.1098/rspb.2022.0696>
- Hitchins PM, Bourquin O, Hitchins S (2004) Nesting success of hawksbill turtles (*Eretmochelys imbricata*) on Cousine Island, Seychelles. *J Zool* 264:383–389. <https://doi.org/10.1017/S0952836904005904>
- Kaska Y (2000) Predation pattern of loggerhead and green turtle nests in the eastern Mediterranean and its possible effect on sex ratio. *Isr J Zool* 46:343–349. <https://doi.org/10.1560/A9XY-DU68-OLKJ-XFLJ>
- Kaska Y, Başkale E, Urhan R, Katılmış Y, Gidiş M, Sarı F, Sözbilen D, Canbolat AF, Yılmaz F, Barlas M, Özdemir N (2010) Natural and anthropogenic factors affecting the nest-site selection of loggerhead turtles, *Caretta caretta*, on Dalaman-Sarigerme beach in South-west Turkey (Reptilia: Cheloniidae). *Zool Middle East* 50:47–58. <https://doi.org/10.1080/09397140.2010.10638411>
- Laidre ME (2017) Ruler of the atoll: the world's largest land invertebrate. *Front Ecol Environ* 15:527–528. <https://doi.org/10.1002/fee.1730>
- Laloë J-O, Cozens J, Renom B, Taxonera A, Hays GC (2017) Climate change and temperature-linked hatchling mortality at a globally important sea turtle nesting site. *Glob Chang Biol* 23:4922–4931. <https://doi.org/10.1111/gcb.13765>
- Lamarre-DeJesus AS, Griffin CR (2015) Habanero pepper powder as a potential deterrent to nest predation of turtle nests: a response to Burke et al. (*Chelonian Conservation and Biology*, 14(2):201–203, 2015). *Chelonian Conserv Biol* 14:203–204. <https://doi.org/10.2744/CCB-1176.1>
- Lei J, Booth DT (2017a) How best to protect the nests of the endangered loggerhead turtle *Caretta caretta* from monitor lizard predation. *Chelonian Conserv Biol* 16:246–249. <https://doi.org/10.2744/ccb-1251.1>
- Lei J, Booth DT (2017b) Who are the important predators of sea turtle nests at Wreck Rock beach? *PeerJ* 5:e3515. <https://doi.org/10.7717/peerj.3515>
- Lei J, Booth DT (2018) How do goannas find sea turtle nests? *Austral Ecol* 43:309–315. <https://doi.org/10.1111/aec.12568>
- Lei J, Booth DT, Dwyer RG (2017) Spatial ecology of yellow-spotted goannas adjacent to a sea turtle nesting beach. *Aust J Zool* 65:77–86. <https://doi.org/10.1071/ZO17006>
- Leighton PA, Horrocks JA, Kramer DL (2011) Predicting nest survival in sea turtles: when and where are eggs most vulnerable to predation? *Anim Conserv* 14:186–195. <https://doi.org/10.1111/j.1469-1795.2010.00422.x>
- Lock J (2006) Eradication of brown rats *Rattus norvegicus* and black rats *Rattus rattus* to restore breeding seabird populations on Lundy Island, Devon, England. *Conserv Evid* 3:111–113
- Lueders I, Niemuller C, Rich P, Gray C, Hermes R, Goeritz F, Hildebrandt TB (2012) Gestating for 22 months: luteal development and pregnancy maintenance in elephants. *Proc R Soc Lond B Biol Sci* 279:3687–3696. <https://doi.org/10.1098/rspb.2012.1038>

- Marco A, da Graça J, García-Cerdá R, Abella E, Freitas R (2015) Patterns and intensity of ghost crab predation on the nests of an important endangered loggerhead turtle population. *J Exp Mar Biol Ecol* 468:74–82. <https://doi.org/10.1016/j.jembe.2015.03.010>
- Maros A, Louveaux A, Godfrey M, Girondot M (2003) *Scapteriscus didactylus* (Orthoptera, Gryllotalpidae), predator of leatherback turtle eggs in French Guiana. *Mar Ecol Prog Ser* 249:289–296. <https://doi.org/10.3354/meps249289>
- Martins S, Sierra L, Rodrigues E, Onate-Casado J, Galan IT, Clarke LJ, Marco A (2021) Ecological drivers of the high predation of sea turtle hatchlings during emergence. *Mar Ecol Prog Ser* 668:97–106. <https://doi.org/10.3354/meps13751>
- Maulany RI (2013) The nesting biology, ecology, and management of the Olive Ridley turtle (*Lepidochelys olivacea*) in Alas Purwo National Park, Banyuwangi (East Java). PhD Thesis, School of Geography, Planning & Env Management, The University of Queensland.
- Mazaris AD, Schofield G, Gkazinou C, Almpandidou Vm Hays GC (2017) Global sea turtle conservation successes. *Sci Adv* 3:e1600730. <https://doi.org/10.1126/sciadv.1600730>
- Mortimer JA, Esteban N, Guzman AN, Hays GC (2020) Estimates of marine turtle nesting populations in the south-west Indian Ocean indicate the importance of the Chagos Archipelago. *Oryx* 54:332–343. <https://doi.org/10.1017/s0030605319001108>
- Nayelli Rangel Aguilar B, Ribeiro MV, Oliveira Arantes M, Alvarez MRV, Miranda MR, Schiavetti A (2022) Nest density and nest predation of sea turtles (Testudines, Cheloniidae) by canids in Southern Bahia, Brazil. *Stud Neotrop Fauna Environ*. <https://doi.org/10.1080/01650521.2022.2133591>
- Nordberg EJ, Macdonald S, Zimny G, Hoskins A, Zimny A, Somaweera R, Ferguson J, Perry J (2019) An evaluation of nest predator impacts and the efficacy of plastic meshing on marine turtle nests on the western Cape York Peninsula. *Australia Biol Conserv* 238:108201. <https://doi.org/10.1016/j.biocon.2019.108201>
- O'Connor JM, Limpus CJ, Hofmeister KM, Allen BL, Bennett SE (2017) Anti-predator meshing may provide greater protection for sea turtle nests than predator removal. *PLoS ONE* 12:e0171831. <https://doi.org/10.1371/journal.pone.0171831>
- Ocana M, Harfush-Melendez M, Heppell SS (2012) Mass nesting of olive ridley sea turtles *Lepidochelys olivacea* at La Escobilla, Mexico: linking nest density and rates of destruction. *Endang Species Res* 16:45–54. <https://doi.org/10.3354/esr00388>
- Parker JM, Webb CT, Daballen D, Goldenberg SZ, Lepirei J, Letitiya D, Lolchuragi D, Leadismo C, Douglas-Hamilton I, Wittermyer G (2021) Poaching of African elephants indirectly decreases population growth through lowered orphan survival. *Curr Biol* 31:4156–4162. <https://doi.org/10.1016/j.cub.2021.06.091>
- Parris LB, Lamont MM, Carthy RR (2002) Increased incidence of red imported fire ant (Hymenoptera: Formicidae) presence in loggerhead sea turtle (Testudines: Cheloniidae) nests and observations of hatchling mortality. *Fla Entomol* 85:514–517. [https://doi.org/10.1653/0015-4040\(2002\)085\[0514:IIORIF\]2.0.CO;2](https://doi.org/10.1653/0015-4040(2002)085[0514:IIORIF]2.0.CO;2)
- Pereira JA, Martins AS, Seminoff JA, de Azevedo Mazzuco AC (2023) Long-term changes in body size of green turtles nesting on Trindade Island, Brazil: signs of recovery? *Mar Environ Res* 186:105930. <https://doi.org/10.1016/j.marenvres.2023.105930>
- Pheasey H, Glen G, Allison NL, Fonseca LG, Chacón D, Restrepo J, Valverde RA (2021) Quantifying illegal extraction of sea turtles in Costa Rica. *Front Conserv Sci* 2:705556. <https://doi.org/10.3389/fcsc.2021.705556>
- Ratnaswamy MJ, Warren RJ, Kramer MT, Adam MD (1997) Comparisons of lethal and nonlethal techniques to reduce raccoon depredation of sea turtle nests. *J Wildl Manage* 61:368–376. <https://doi.org/10.2307/3802593>
- Reglero P, Balbín R, Abascal FJ, Medina A, Alvarez-Berastegui D, Rasmuson L, Mourre B, Saber S, Ortega A, Blanco E, de la Gándara F, Alemany FJ, Ingram GW Jr, Hidalgo M (2018) Pelagic habitat and offspring survival in the eastern stock of Atlantic bluefin tuna. *ICES J Mar Sci* 76:549–558. <https://doi.org/10.1093/icesjms/fsy135>
- Reichert S, Berger V, Jackson J, Chapman SN, Htt W, Mar KU, Lummaa V (2020) Maternal age at birth shapes offspring life-history trajectory across generations in long-lived Asian elephants. *J Anim Ecol* 89:996–1007. <https://doi.org/10.1111/1365-2656.13049>
- Russell JC, Holmes ND (2015) Tropical island conservation: rat eradication for species recovery. *Biol Conserv* 185:1–7. <https://doi.org/10.1016/j.biocon.2015.01.009>
- Sampaio MS, Rebelo R, Regalla A, Barbosa C, Catry P (2022) How to reduce the risk of predation of green turtle nests by Nile monitors. *Chelonian Conserv Biol* 21:266–271. <https://doi.org/10.2744/CCB-1553.1>
- Shaver DJ (2020) Threats to Kemp's ridley sea turtle (*Lepidochelys kempii* Garman, 1880) nests incubating in situ on the Texas coast. *Herpetol Notes* 13:907–923
- Siqueira-Silva IS, Arantes MO, Hackradt CW, Schiavetti A (2020) Environmental and anthropogenic factors affecting nesting site selection by sea turtles. *Mar Environ Res* 162:105090. <https://doi.org/10.1016/j.marenvres.2020.105090>
- Sivasundar A, Devi Prasad KV (1996) Placement and predation of nests in leatherback sea turtles in the Andaman Islands, India. *Hamadryad-Madras* 21:36–42
- Smith CE, Booth DT, Crosby A, Miller JD, Staines MN, Versace H, Madden-Hof CA (2021) Trialling seawater irrigation to combat the high nest temperature feminisation of green turtle *Chelonia mydas* hatchlings. *Mar Ecol Prog Ser* 667:177–190. <https://doi.org/10.3354/meps13721>
- Spencer R-J (2002) Experimentally testing nest site selection: fitness trade-offs and predation risk in turtles. *Ecology* 83:2136–2144. [https://doi.org/10.1890/0012-9658\(2002\)083\[2136:ETNSSF\]2.0.CO;2](https://doi.org/10.1890/0012-9658(2002)083[2136:ETNSSF]2.0.CO;2)
- Stensmyr MC, Erland S, Hallberg E, Wallén R, Greenaway P, Hansson BS (2005) Insect-like olfactory adaptations in the terrestrial giant robber crab. *Curr Biol* 15:116–121. <https://doi.org/10.1016/j.cub.2004.12.069>
- Tripathy B, Rajasekhar P (2009) Natural and anthropogenic threats to Olive Ridley Sea Turtles (*Lepidochelys olivacea*) at the Rushikulya rookery of Orissa coast. *Indian J Mar Sci*, India, p 38
- van Buskirk J, Crowder LB (1994) Life-history variation in marine turtles. *Copeia* 1994:66–81. <https://doi.org/10.2307/1446672>
- Welicky RL, Wyneken J, Noonburg EG (2012) A retrospective analysis of sea turtle nest depredation patterns. *J Wildl Manage* 76:278–284. <https://doi.org/10.1002/jwmg.255>
- Wetterer JK, Wood LD, Johnson C, Krahe H, Fitchett S (2014) Predaceous ants, beach replenishment, and nest placement by sea turtles. *Environ Entomol* 36:1084–1091. <https://doi.org/10.1093/ee/36.5.1084>
- Whiting SD, Whiting AU (2011) Predation by the saltwater crocodile (*Crocodylus porosus*) on sea turtle adults, eggs, and hatchlings. *Chelonian Conserv and Biol* 10:198–205. <https://doi.org/10.2744/CCB-0881.1>
- Whytlaw PA, Edwards W, Congdon BC (2013) Marine turtle nest depredation by feral pigs (*Sus scrofa*) on the Western Cape York Peninsula, Australia: implications for management. *Wildl Res* 40:377–384. <https://doi.org/10.1071/WR12198>

Publisher's Note Springer Nature remains neutral with regard to jurisdictional claims in published maps and institutional affiliations.