



# Long-Term Outcomes With Nivolumab Plus Ipilimumab or Nivolumab Alone Versus Ipilimumab in Patients With Advanced Melanoma

Jedd D. Wolchok, MD, PhD<sup>1</sup>; Vanna Chiarion-Sileni, MD<sup>2</sup>; Rene Gonzalez, MD<sup>3</sup>; Jean-Jacques Grob, MD<sup>4</sup>; Piotr Rutkowski, MD<sup>5</sup>; Christopher D. Lao, MD<sup>6</sup>; C. Lance Cowey, MD<sup>7</sup>; Dirk Schadendorf, MD<sup>8</sup>; John Wagstaff, MB, ChB<sup>9</sup>; Reinhard Dummer, MD<sup>10</sup>; Pier Francesco Ferrucci, MD<sup>11</sup>; Michael Smylie, MB, ChB<sup>12</sup>; Marcus O. Butler, MD<sup>13</sup>; Andrew Hill, BHB, MBChB<sup>14</sup>; Ivan Márquez-Rodas, MD, PhD<sup>15</sup>; John B. A. G. Haanen, MD, PhD<sup>16</sup>; Massimo Guidoboni, MD<sup>17</sup>; Michele Maio, MD<sup>18</sup>; Patrick Schöffski, MD, MPH<sup>19</sup>; Matteo S. Carlino, BMedSc, MBBS, PhD<sup>20</sup>; Céleste Lebbé, MD, PhD<sup>21</sup>; Grant McArthur, MD, PhD<sup>22</sup>; Paolo A. Ascierto, MD<sup>23</sup>; Gregory A. Daniels, MD, PhD<sup>24</sup>; Georgina V. Long, BSc, PhD, MBBS<sup>25</sup>; Tuba Bas, PhD<sup>26</sup>; Corey Ritchings, PharmD<sup>26</sup>; James Larkin, MD, PhD<sup>27</sup>; and F. Stephen Hodi, MD<sup>28</sup>

**PURPOSE** In the phase III CheckMate 067 trial, durable clinical benefit was demonstrated previously with nivolumab plus ipilimumab and nivolumab alone versus ipilimumab. Here, we report 6.5-year efficacy and safety outcomes.

**PATIENTS AND METHODS** Patients with previously untreated unresectable stage III or stage IV melanoma were randomly assigned 1:1:1 to receive nivolumab 1 mg/kg plus ipilimumab 3 mg/kg once every 3 weeks (four doses) followed by nivolumab 3 mg/kg once every 2 weeks (n = 314), nivolumab 3 mg/kg once every 2 weeks (n = 316), or ipilimumab 3 mg/kg once every 3 weeks (four doses; n = 315). Coprimary end points were progression-free survival and overall survival (OS) with nivolumab plus ipilimumab or nivolumab versus ipilimumab. Secondary end points included objective response rate, descriptive efficacy assessments of nivolumab plus ipilimumab versus nivolumab alone, and safety. Melanoma-specific survival (MSS; descriptive analysis), which excludes deaths unrelated to melanoma, was also evaluated.

**RESULTS** Median OS (minimum follow-up, 6.5 years) was 72.1, 36.9, and 19.9 months in the combination, nivolumab, and ipilimumab groups, respectively. Median MSS was not reached, 58.7, and 21.9 months, respectively; 6.5-year OS rates were 57%, 43%, and 25% in patients with *BRAF*-mutant tumors and 46%, 42%, and 22% in those with *BRAF*-wild-type tumors, respectively. In patients who discontinued treatment, the median treatment-free interval was 27.6, 2.3, and 1.9 months, respectively. Since the 5-year analysis, no new safety signals were observed.

**CONCLUSION** These 6.5-year CheckMate 067 results, which include the longest median OS in a phase III melanoma trial reported to date and the first report of MSS, showed durable, improved clinical outcomes with nivolumab plus ipilimumab or nivolumab versus ipilimumab in patients with advanced melanoma and, in descriptive analyses, with the combination over nivolumab monotherapy.

J Clin Oncol 00. © 2021 by American Society of Clinical Oncology

Licensed under the Creative Commons Attribution 4.0 License

ASSOCIATED CONTENT

Data Supplement Protocol

Author affiliations and support information (if applicable) appear at the end of this article.

Accepted on October 28, 2021 and published at [ascopubs.org/journal/jco](https://ascopubs.org/journal/jco) on November 24, 2021; DOI <https://doi.org/10.1200/JCO.21.02229>

INTRODUCTION

The development of immune checkpoint inhibitors and BRAF- and MEK-targeted therapies has led to a transformation of survival outcomes in patients with advanced melanoma.<sup>1</sup> In particular, the programmed cell death 1 inhibitors nivolumab and pembrolizumab and the cytotoxic T-lymphocyte-associated protein-4 blocking antibody ipilimumab have reshaped immunologic approaches to the treatment of this disease. Evidence from the randomized controlled, double-blind phase II CheckMate 069 and phase III CheckMate 067 trials established the combination of nivolumab and ipilimumab as a standard care option for patients with metastatic melanoma.<sup>2-7</sup>

A 5-year follow-up analysis of the CheckMate 067 trial demonstrated durable clinical benefit with nivolumab plus ipilimumab or nivolumab alone compared with ipilimumab monotherapy.<sup>7</sup> At 5 years, median overall survival (OS) was not reached in patients in the combination therapy group and was 36.9 and 19.9 months in the nivolumab and ipilimumab monotherapy groups, respectively. Five-year OS rates were 52%, 44%, and 26% in the three groups, respectively, and among patients with *BRAF*-mutant advanced melanoma, 5-year OS rates were 60%, 46%, and 30%, respectively. Noting that the study was not designed to compare the nivolumab-containing treatment groups, these results also suggested

## CONTEXT

### Key Objective

Long-term survival of patients with advanced melanoma treated with nivolumab plus ipilimumab and nivolumab alone versus ipilimumab has been demonstrated after 5-year follow-up in the phase III CheckMate 067 trial. The extent of the durability of this benefit is of interest. We present 6.5-year results from CheckMate 067, including a first report of melanoma-specific survival.

### Knowledge Generated

Prolonged survival can be attained in patients with melanoma treated with nivolumab plus ipilimumab or nivolumab alone with median overall survival of 72.1 and 36.9 months, and median melanoma-specific survival not reached and 58.7 months, respectively. The majority of these patients are off treatment and have not yet started systemic subsequent therapy.

### Relevance

These results represent a substantial development in the melanoma treatment landscape versus the standard median survival of 8 months a decade ago. This advance is supported by the ability to distinguish melanoma-specific from overall survival.

improved clinical outcomes with combination therapy over nivolumab monotherapy. Compared with either monotherapy group, treatment with the combination also resulted in higher proportions of patients who were alive and treatment-free at 5 years. Little is known about the long-term outcomes of nivolumab plus ipilimumab or nivolumab alone in melanoma beyond 5 years. In the current report, we describe an analysis of efficacy and safety in CheckMate 067 at 6.5 years of follow-up, which is the longest follow-up of a phase III trial with an anti-programmed cell death 1–based treatment in melanoma. In addition to reporting updates on long-term survival and safety, our analysis included melanoma-specific survival (MSS), which is increasingly valuable in removing the non-disease-related deaths that become an increasingly important consideration with long-term follow-up.

## PATIENTS AND METHODS

### Patients

Eligible adult patients had previously untreated and unresectable or metastatic histologically confirmed stage III or stage IV melanoma with known *BRAF* V600 mutation status and an Eastern Cooperative Oncology Group performance status of 0 or 1. Trial eligibility criteria have been described in detail previously.<sup>4-6</sup> All patients provided written informed consent.

### Study Design, Treatment, and Assessments

The design of this trial and the assessments used have been detailed previously.<sup>4-6</sup> In brief, patients were randomly assigned (1:1:1) to receive nivolumab 1 mg/kg plus ipilimumab 3 mg/kg once every 3 weeks for four doses, followed by nivolumab 3 mg/kg once every 2 weeks; nivolumab 3 mg/kg once every 2 weeks; or ipilimumab 3 mg/kg once every 3 weeks for four doses. All treatment regimens were

appropriately placebo-matched for the purposes of blinding. Stratification factors were *BRAF* mutation status, American Joint Committee on Cancer (seventh edition) metastasis stage, and tumor programmed cell death ligand 1 status. Treatment was discontinued in the event of progressive disease (PD), the occurrence of unacceptable toxic events, or withdrawal of consent. Treatment could be continued beyond PD on the basis of clinical benefit without substantial adverse events (AEs) per investigator decision.

Progression-free survival (PFS; investigator-assessed) and OS in the combination or the nivolumab group compared with the ipilimumab group were coprimary end points. Secondary end points included comparison of investigator-assessed objective response rates (ORRs) in the nivolumab-containing groups and the ipilimumab group, comparison of efficacy in the combination and the nivolumab groups (descriptive analyses), and safety. MSS (which excludes deaths unrelated to melanoma) and survival outcomes by best overall response were descriptive post hoc analyses. AEs were defined using the Medical Dictionary for Regulatory Activities version 23.0 and graded on the basis of Common Terminology Criteria for Adverse Events version 4.0. Immune-mediated AEs, defined as events for which immune-modulating medication was initiated (except for endocrine events, which did not require immune-modulating medication initiation to be included), and select AEs (defined as events with a potential immunologic cause in the categories of skin, gastrointestinal, hepatic, pulmonary, renal, hypersensitivity or infusion reaction, or endocrine) were evaluated. Additional exploratory analyses (survival outcomes in other subgroups, treatment-free interval [TFI]; the time from the last dose of study drug to subsequent systemic therapy initiation or the last known date alive, excluding patients who had discontinued study follow-up or had died before receiving subsequent systemic

therapy], and treatment-free status) have been described previously.<sup>5,6</sup>

The trial was conducted in accordance with the Declaration of Helsinki and with Good Clinical Practice as defined by the International Conference on Harmonisation. The study was conducted in compliance with the Protocol (online only), which was approved by each study center's institutional review board.

### Statistical Analysis

Efficacy end points were analyzed in the intent-to-treat population, and formal analysis of the coprimary end points was conducted as reported previously.<sup>4,5</sup> Updated *P* values accompanying the current 6.5-year follow-up assessments of PFS, OS, and ORR were descriptive in nature. Updated rates accompanying assessments of PFS and OS were included where the numbers of patients at risk allowed. The study was not designed or powered for a formal comparison between the nivolumab plus ipilimumab and the nivolumab treatment groups. In a post hoc analysis of MSS, events were defined as deaths because of melanoma; deaths because of other causes were censored. Additional details about the statistical analyses have been published previously.<sup>4,6</sup>

## RESULTS

### Patients

Of the 1,296 patients enrolled between July 2013 and March 2014, 945 were randomly assigned (314 to combination therapy, 316 to nivolumab, and 315 to ipilimumab; Fig 1). Patient characteristics were well balanced (Data Supplement, online only), as previously reported.<sup>4-7</sup> At the time of the data cutoff on October 19, 2020, minimum follow-up for the study was 77 months from the date of the first dose of the last patient to be randomly assigned, and median follow-up (defined as the median time between the first dose and date of death or last known alive for each patient) was 57.5, 36.0, and 18.6 months in the combination, nivolumab, and ipilimumab groups, respectively. At the time of the data cutoff, most patients were off therapy (15 patients were continuing treatment: seven in the combination group and eight in the nivolumab group; Fig 1).

### Efficacy

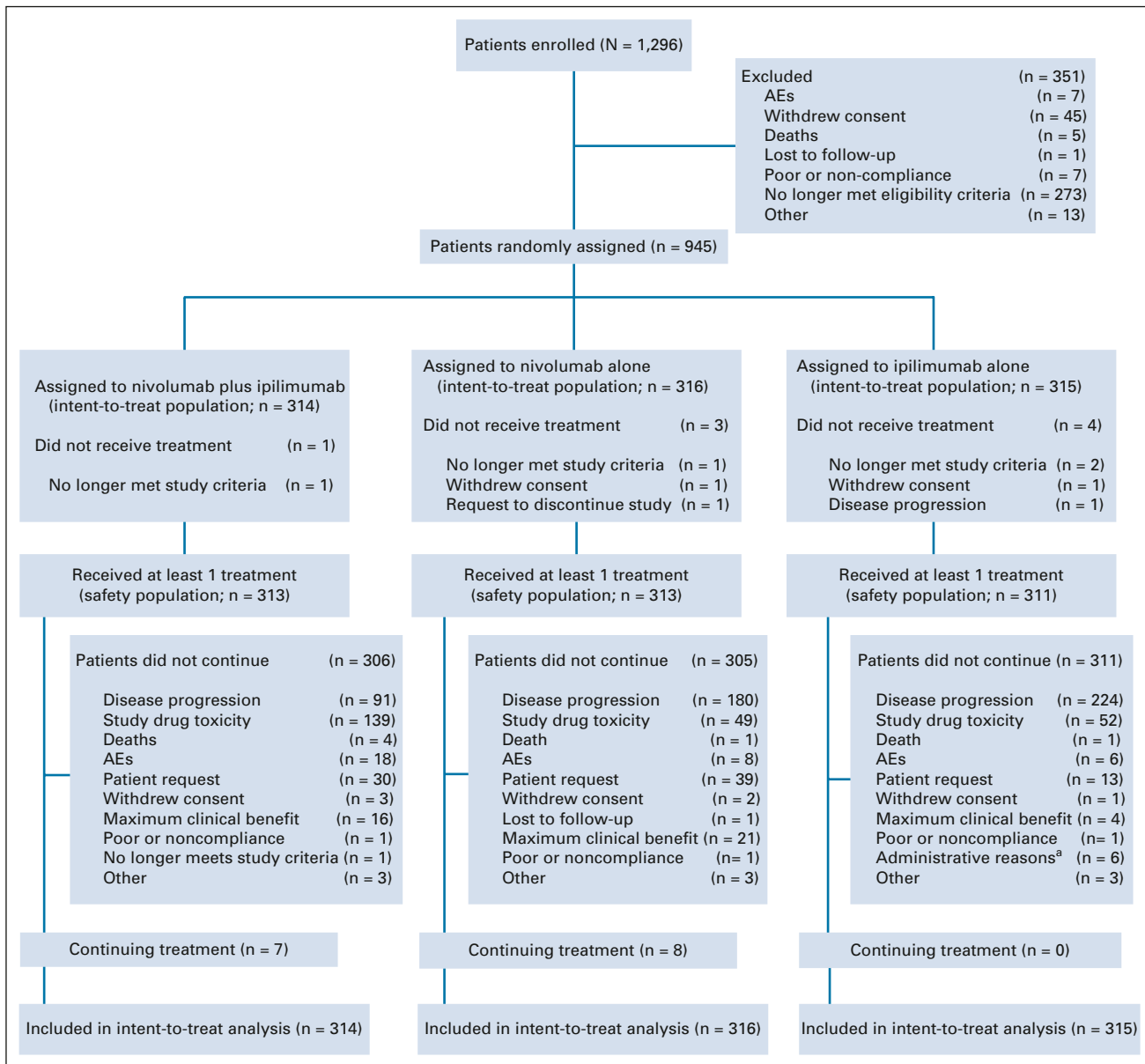
At 77 months' minimum follow-up, both PFS and OS were longer in the nivolumab-containing treatment groups than in the ipilimumab group. Median investigator-assessed PFS (95% CI) was 11.5 months (8.7 to 19.3) in the combination group, 6.9 months (5.1 to 10.2) in the nivolumab group, and 2.9 months (2.8 to 3.2) in the ipilimumab group, with 6.5-year PFS rates of 34%, 29%, and 7%, respectively (Fig 2A). Median OS (95% CI) was 72.1 months (38.2 to not reached [NR]) in the combination group, 36.9 months (28.2 to 58.7) in the nivolumab group, and 19.9 months

(16.8 to 24.6) in the ipilimumab group, with 6.5-year OS rates of 49%, 42%, and 23%, respectively (Fig 2B). In a descriptive post hoc analysis, median MSS (defined as death caused by melanoma, with deaths resulting from other causes censored) was NR, 58.7, and 21.9 months in the three groups, respectively; 6.5-year MSS rates were 56%, 48%, and 27%, respectively (Fig 3). The number and causes of nonmelanoma deaths are shown in the Data Supplement.

Between the previous 5-year analysis<sup>7</sup> and the current data cutoff, a total of 11 patients died, all for reasons considered to be unrelated to treatment (Data Supplement). Of these 11 patients, three, three, and two died as a result of melanoma (with PD having been detected before the 5-year analysis) in the combination, nivolumab, and ipilimumab groups, respectively. In addition, in the nivolumab group, one patient each died from adenocarcinoma and gallbladder malignancy, and in the ipilimumab group, the cause of one patient's death was unknown.

Long-term PFS and OS were also evaluated in a variety of clinically relevant patient subgroups. In patients with *BRAF*-mutant tumors, 6-year PFS rates (low numbers of patients at risk at 6.5 years precluded reporting 6.5-year values) were 38%, 23%, and 9% with the combination, nivolumab, and ipilimumab, respectively (Fig 4A); rates were 34%, 31%, and 6% in patients with *BRAF*-wild-type tumors, respectively (Fig 4B). OS rates at 6.5 years were 57%, 43%, and 25% in patients with *BRAF*-mutant tumors (Fig 4C) and 46%, 42%, and 22% in patients with *BRAF*-wild-type tumors, respectively (Fig 4D). Median OS was NR, 45.5, and 24.6 months in patients with *BRAF*-mutant tumors and 39.1, 34.4, and 18.5 months in patients with *BRAF*-wild-type tumors, respectively. Survival outcomes in patients with or without liver metastases at baseline are shown in Figure 5. Although numbers of patients at risk in these subgroups were small in some of the treatment groups, PFS and OS trends suggested clinical benefit in the nivolumab-containing treatment groups, particularly, the combination-therapy group, compared with the ipilimumab group regardless of baseline liver metastases. OS results at 6.5 years in patient subgroups on the basis of tumor programmed cell death ligand 1 expression level were consistent with those reported previously (Data Supplement).<sup>5-7</sup>

ORRs at 6.5 years remained unchanged from the previous analysis at 5 years,<sup>7</sup> with rates of 58%, 45%, and 19% with the combination, nivolumab, and ipilimumab, respectively (Data Supplement). Median duration of response had not been reached at 77 months in both nivolumab-containing treatment groups and was 19.2 months in the ipilimumab group. Among patients with PD, the central nervous system was the site of initial progression in 14 of 155 patients (9%) in the combination group, 19 of 184 patients (10%) in the nivolumab group, and 28 of 235 patients (12%) in the ipilimumab group (Data Supplement). Between the 5- and 6.5-year data cutoff, seven patients experienced PD



**FIG 1.** CONSORT diagram. AE, adverse event. <sup>a</sup>Since the 3-year analysis, patients were unmasked and seven patients discontinued from maintenance nivolumab placebo (six for “administrative reasons” and one for “other reasons”; this latter patient is included within the three patients in this group with a reason for treatment discontinuation as “other”).

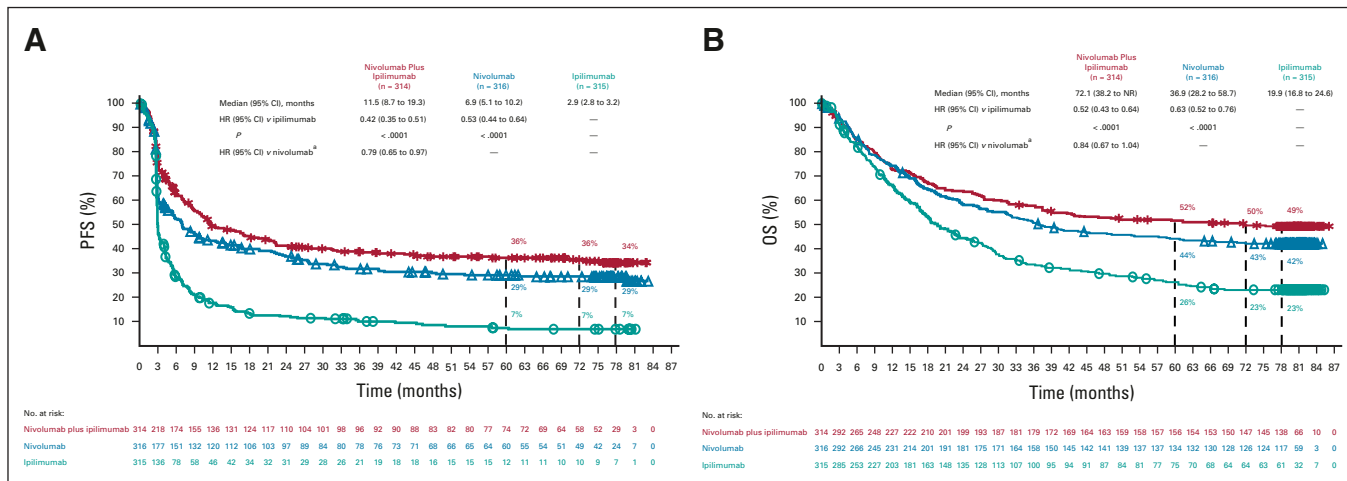
(combination, n = 3; nivolumab, n = 3; and ipilimumab, n = 1). A post hoc 12-month landmark analysis (to reduce guarantee-time bias<sup>8</sup>) evaluated PFS and OS by best overall response (Data Supplement, Fig 6). In both nivolumab-containing groups, high rates of PFS and OS were observed in patients who had an objective response and were progression-free or alive at 12 months, respectively.

As reported previously,<sup>7</sup> a smaller proportion of patients in the combination therapy group received subsequent systemic therapy than did those in the nivolumab or ipilimumab groups (36%, 49%, and 66%, respectively; Data Supplement). Median (95% CI) time from random assignment to start of subsequent systemic therapy was NR (59.6 to NR),

25.2 months (16.0 to 43.2), and 8.0 months (95% CI, 6.5 to 8.7) in the three groups, respectively. The median TFI (the time from the last dose of study drug to initiation of subsequent systemic therapy or the last known date alive) was 27.6, 2.3, and 1.9 months in the three groups, respectively (Fig 7A). Among patients who were alive at the data cutoff, 77%, 69%, and 43% in the three groups were treatment-free, respectively (off study treatment, without having received any subsequent systemic therapy; Fig 7B).

**Safety**

As expected, no new safety signals were detected. Updated treatment-related adverse events (TRAEs), immune-mediated AEs, and select TRAE data, including



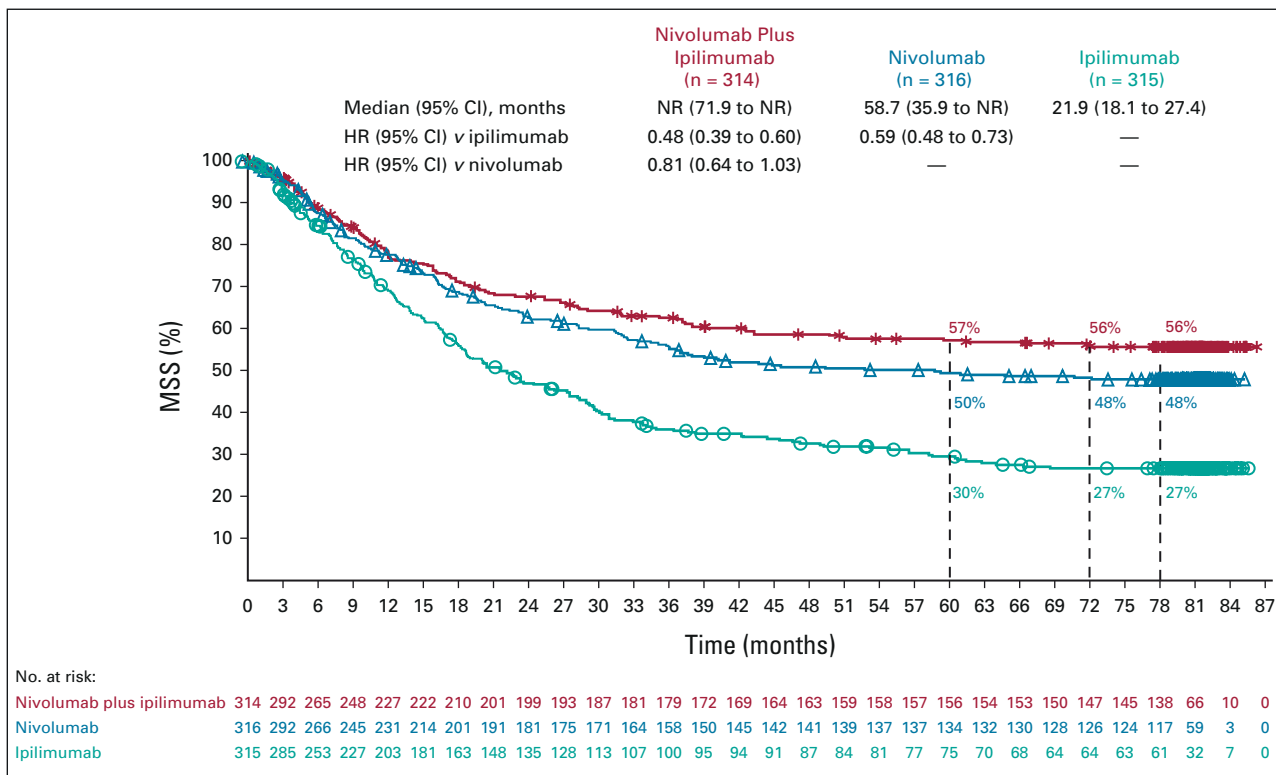
**FIG 2.** (A) PFS and (B) OS in patients who received nivolumab plus ipilimumab, nivolumab, or ipilimumab. Patients were followed for a minimum of 77 months. All rates are based on the current 6.5-year analysis; rates shown at earlier time points may differ slightly from those of previous reports. <sup>a</sup>Descriptive analysis. HR, hazard ratio; NR, not reached; OS, overall survival; PFS, progression-free survival.

time to onset and resolution, are presented in the Data Supplement.

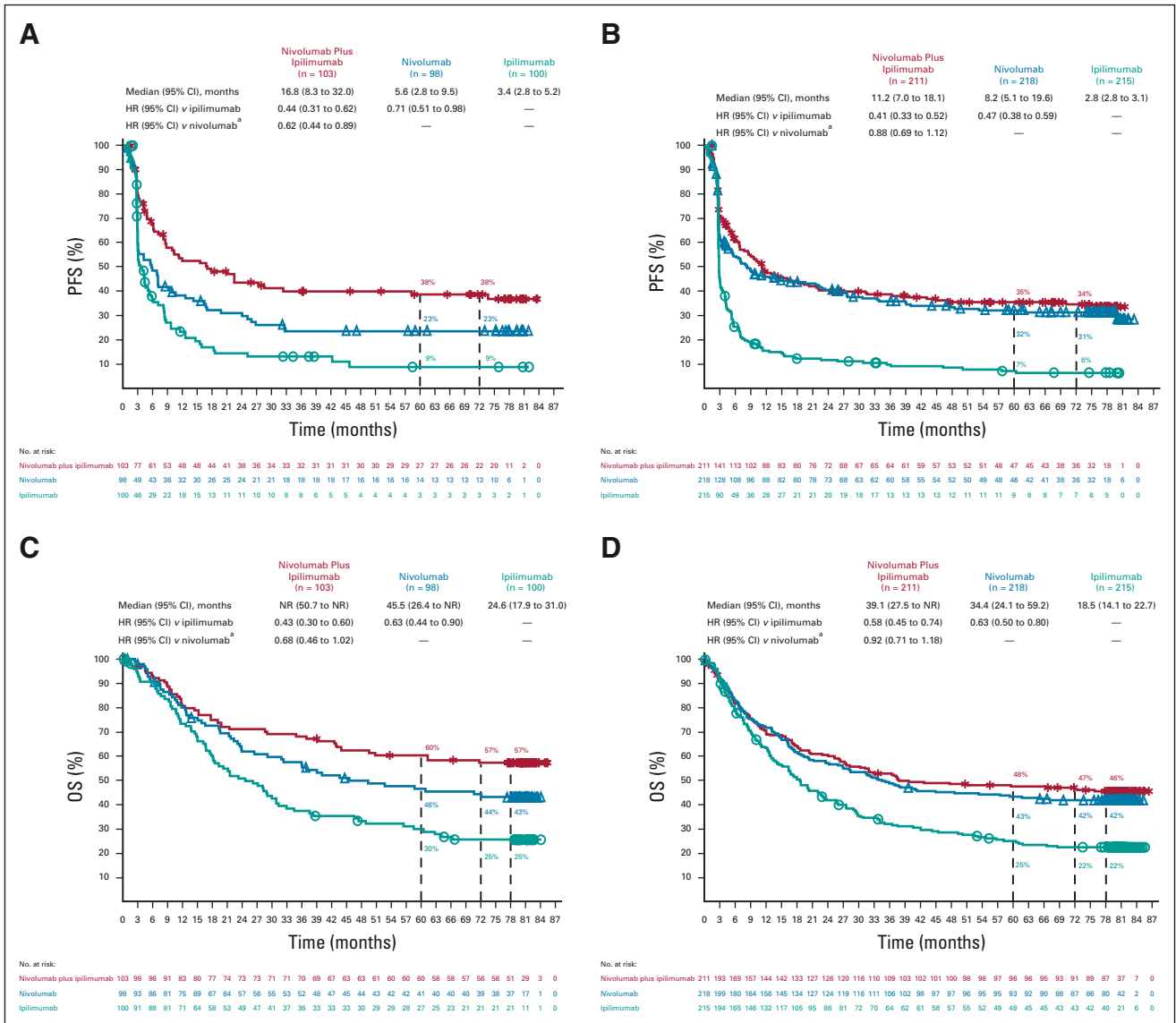
**DISCUSSION**

These 6.5-year data with the combination of first-line nivolumab plus ipilimumab in the pivotal CheckMate 067

study include the longest median OS (72.1 months) reported to date in a phase III study of patients with advanced melanoma. For the first time, we are also able to report MSS in this population (median not reached at 77 months and 6.5-year rate of 56% with the combination), which is important, given the increasing competing risk of death from other causes that the durable control of melanoma with



**FIG 3.** MSS in patients who received nivolumab plus ipilimumab, nivolumab, or ipilimumab. In this descriptive post hoc analysis, an event was defined as death as a result of melanoma; deaths as a result of any other causes were censored. HR, hazard ratio; MSS, melanoma-specific survival; NR, not reached.

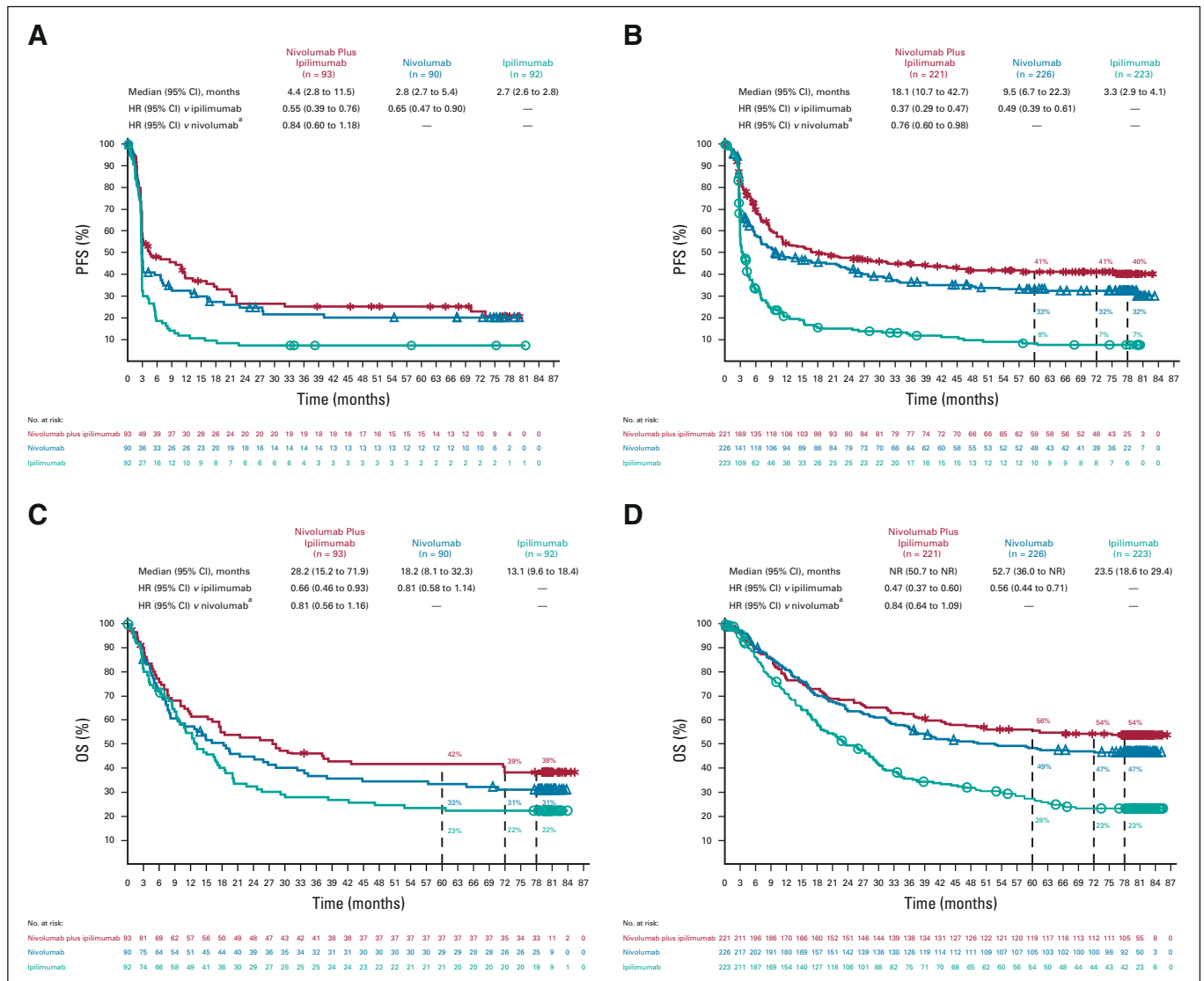


**FIG 4.** PFS in patients with (A) *BRAF*-mutant or (B) *BRAF*-wild-type tumors and OS in patients with (C) *BRAF*-mutant or (D) *BRAF*-wild-type tumors. Patients were followed for a minimum of 77 months. In the nivolumab plus ipilimumab, nivolumab, and ipilimumab groups, 314, 316, and 315 patients had *BRAF* mutational status results, respectively. <sup>a</sup>Descriptive analysis. HR, hazard ratio; NR, not reached; OS, overall survival; PFS, progression-free survival.

checkpoint inhibitors affords. At 6.5 years, median duration of response had yet to be reached with both nivolumab-containing regimens, and only three patients in either group had experienced PD since the 5-year analysis. Durable clinical benefit was observed across clinically relevant subgroups, including those based on baseline *BRAF* mutation or baseline liver metastasis status. Less than half of the patients treated with the combination received any subsequent therapy, and the median TFI was 27.6 months with the combination (v 2.3 months with nivolumab and 1.9 months with ipilimumab). Of patients alive at 6.5 years, 77% treated with the combination and 69% treated with nivolumab were treatment-free. No new safety signals were observed, no treatment-related deaths had occurred since

the 28-month analysis, and only 11 deaths of any cause had occurred across the three treatment groups since the 5-year analysis.

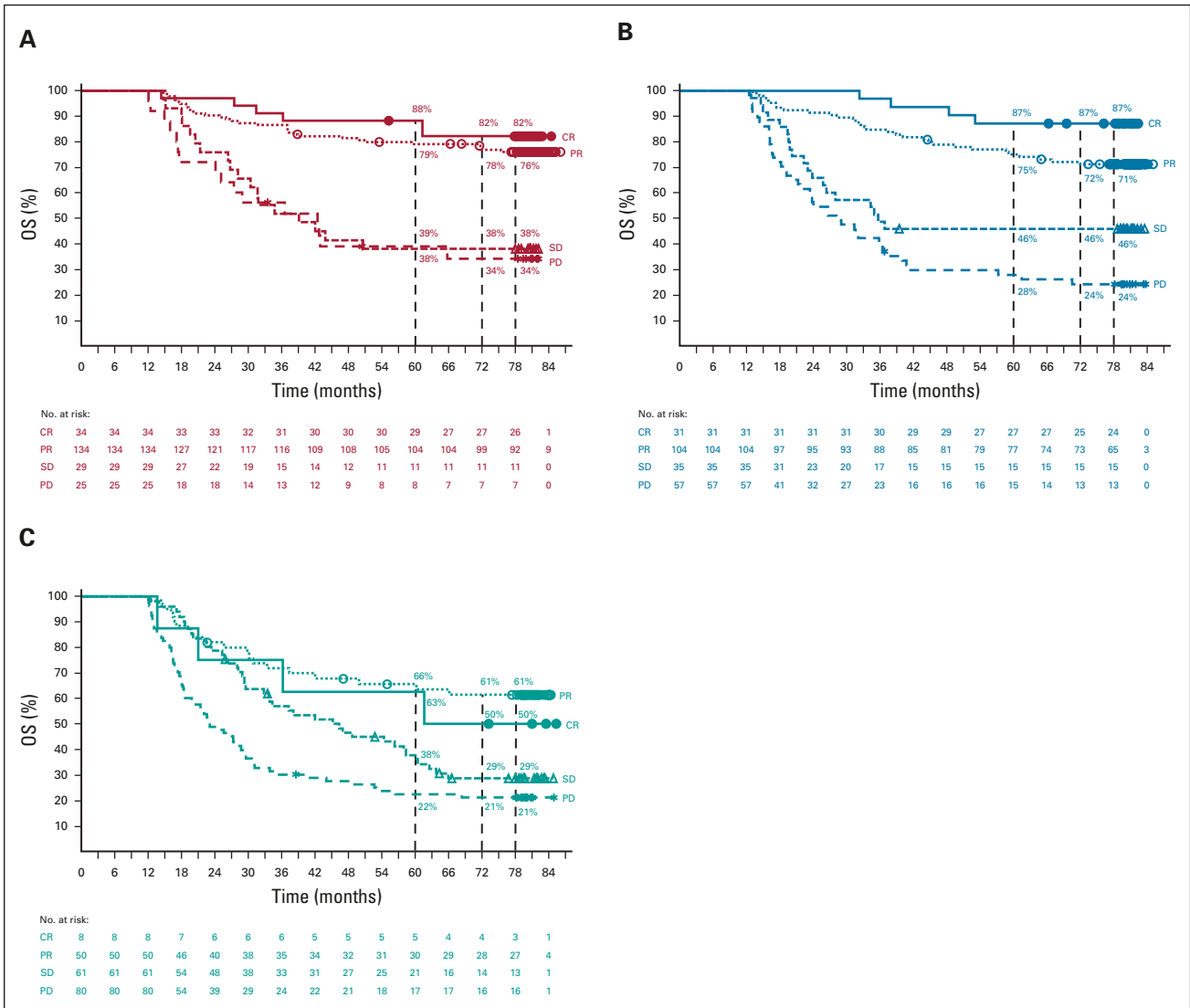
Long-term survival analysis in this study continued to show substantially improved OS with nivolumab alone or in combination with ipilimumab compared with ipilimumab alone. Although the study was not powered to compare nivolumab plus ipilimumab and nivolumab alone, median OS with the combination was approximately twice as long as with nivolumab alone, supporting a meaningful survival benefit of the combination compared with nivolumab monotherapy. The durability of the long-term survival benefit was demonstrated by the continued plateaus of the survival curves with longer follow-up. Although subsequent



**FIG 5.** PFS in patients (A) with or (B) without baseline liver metastases and OS in patients (C) with or (D) without baseline liver metastases. Patients were followed for a minimum of 77 months. <sup>a</sup>Descriptive analysis. HR, hazard ratio; NR, not reached; OS, overall survival; PFS, progression-free survival.

therapies may have contributed, in part, to these plateaus, it is noteworthy that the majority of patients who were alive at 6.5 years were treatment-free in the nivolumab-containing treatment groups. The 72-month median OS and 49% 6.5-year OS rate achieved with nivolumab plus ipilimumab represent an impressive development in the melanoma treatment landscape when compared with the median OS of 8 months and 10% 5-year OS rate that was the standard 10 years ago.<sup>9</sup> The fact that it is now possible to discriminate between MSS (median not yet reached with nivolumab plus ipilimumab combination therapy) and OS results further attests to this development. Seven patients across all three treatment groups experienced PD between the 5- and 6.5-year analyses. Of 11 deaths since the 5-year analysis overall, eight resulted from PD and three from other causes unrelated to treatment. Noting the problems

inherent in cross-trial comparisons, the current results compare favorably with those obtained with other standard first-line treatments for advanced melanoma, such as pembrolizumab, for which a 5-year OS rate of 43.2% has been reported as first-line treatment.<sup>10</sup> Five-year OS rates of 31% to 35% have been reported with the combination of BRAF and MEK inhibitors in *BRAF*-mutant melanoma.<sup>11-13</sup> With long-term follow-up, the nivolumab-containing regimens in this study continued to demonstrate survival benefit over ipilimumab alone irrespective of *BRAF* mutational status. Long-term follow-up also confirmed the trend of continued separation between the combination and nivolumab monotherapy curves in patients with *BRAF*-mutant disease that has been observed previously,<sup>6,7</sup> noting that the study was not designed to formally compare these treatment groups or subgroups. The 6.5-year OS



**FIG 6.** OS by best overall response in patients in the (A) nivolumab plus ipilimumab, (B) nivolumab, or (C) ipilimumab groups. Patients with a best overall response of CR, PR, SD, or PD within 12 months of treatment initiation were followed for OS. To address guarantee-time bias, these landmark analyses excluded patients who had OS events (deaths) during the first 12 months; thus, OS remained at 100% for the first 12 months in this subpopulation. CR, complete response; OS, overall survival; PD, progressive disease; PR, partial response; SD, stable disease.

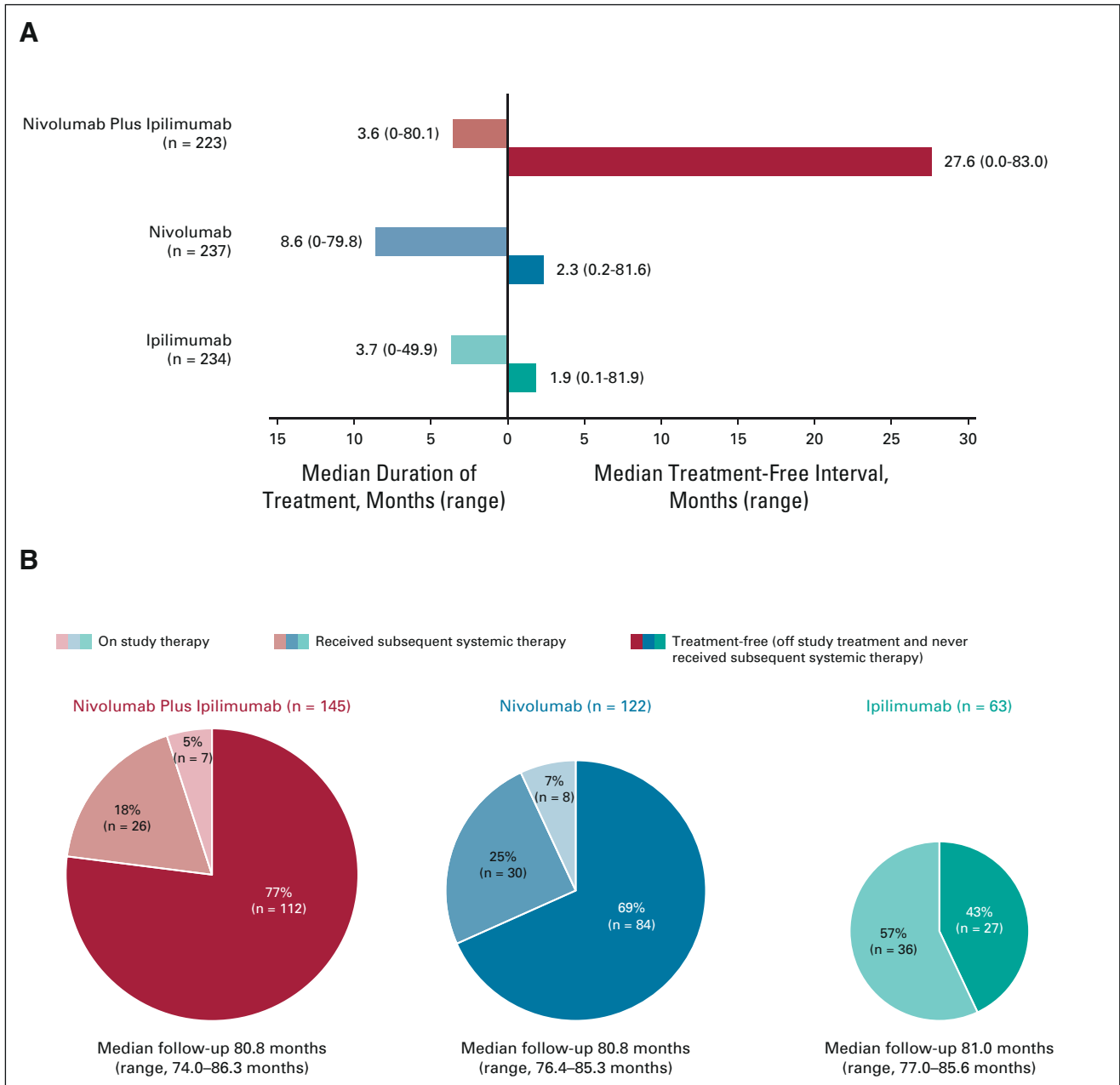
rate of 57% and median OS that had not been reached in patients with *BRAF*-mutant disease in the nivolumab plus ipilimumab group demonstrates the efficacy of this treatment in this patient population and highlights the important question of what represents optimal first-line therapy and treatment sequencing for these patients, a question that awaits OS results of trials such as SECOMBIT (NCT02631447) and DREAMseq (NCT02224781) for more definitive resolution.

In the current analysis, nivolumab-containing regimens, particularly the combination, also demonstrated long-term clinical benefit versus ipilimumab in patient subgroups on the basis of the presence or absence of liver metastases at baseline. Survival outcomes overall were poorer in patients with baseline liver metastases than in those without,

confirming the similar observations that have been reported with pembrolizumab treatment, although the latter were obtained in a patient population that differed substantially from that of the current report with respect to a number of key clinical characteristics.<sup>14</sup>

With ORRs at 6.5 years that were stable compared with those reported at 5 years,<sup>7</sup> objective responses also remained durable: median duration of response had yet to be reached at 77 months' minimum follow-up with either nivolumab-containing regimen. Indeed, in the combination group, patients with objective responses within the first 12 months of treatment had sustained PFS and OS, with only three instances of progression noted with either nivolumab-containing regimen after the 5-year analysis.





**FIG 7.** Treatment-free interval and treatment status in patients alive at 6.5 years. (A) Median treatment-free interval in each treatment group following discontinuation of study treatment. Among 313 patients treated with nivolumab plus ipilimumab, 223 were included in the analysis and 90 were excluded (seven were still on study treatment; 54 had died, six were no longer in follow-up, and six withdrew consent, all without having received subsequent therapy; 17 were excluded for other reasons). Among 313 patients treated with nivolumab, 237 were included and 76 were excluded (eight were still on study treatment; 45 had died, two were no longer in follow-up, and three withdrew consent, all without having received subsequent therapy; 18 were excluded for other reasons). Among 311 patients treated with ipilimumab, 234 patients were included and 77 were excluded (57 had died, two were no longer in follow-up, and seven withdrew consent, all without having received subsequent therapy; 11 were excluded for other reasons). Median duration of treatment in these groups is also shown. (B) Treatment status in patients alive at 6.5 years. In the combination group, 145 patients were alive and still in follow-up at 6.5 years and were included in this analysis, and 168 patients were excluded (138 had died, six were lost to follow-up, seven withdrew consent, and 17 were excluded for other reasons). In the nivolumab group, 122 patients were included and 191 patients were excluded (164 had died, six were lost to follow-up, three withdrew consent, and 18 were excluded for other reasons). In the ipilimumab group, 63 patients were included and 248 patients were excluded (218 had died, six were lost to follow-up, 13 withdrew consent, and 11 were excluded for other reasons).

In this long-term follow-up, the overall safety profile of the three treatment regimens remained unchanged since previous reports.<sup>4-7</sup> Higher incidences of AEs of all types were reported with the combination regimen, but no new safety signals or treatment-related deaths were observed.

## AFFILIATIONS

- <sup>1</sup>Memorial Sloan Kettering Cancer Center and Weill Cornell Medical College, New York, NY  
<sup>2</sup>Ventec Institute of Oncology IOV-IRCCS, Padua, Italy  
<sup>3</sup>University of Colorado Cancer Center, Aurora, CO  
<sup>4</sup>Aix-Marseille University, APHM Timone France, Marseille, France  
<sup>5</sup>Maria Skłodowska-Curie National Institute of Oncology Center, Warsaw, Poland  
<sup>6</sup>University of Michigan, Ann Arbor, MI  
<sup>7</sup>Texas Oncology-Baylor Charles A. Sammons Cancer Center, Dallas, TX  
<sup>8</sup>University of Essen, Essen, and German Cancer Consortium, Heidelberg, Germany  
<sup>9</sup>The College of Medicine, Swansea University, Swansea, United Kingdom  
<sup>10</sup>Universitäts Spital Zürich, Zürich, Switzerland  
<sup>11</sup>European Institute of Oncology IRCCS, Milan, Italy  
<sup>12</sup>Cross Cancer Institute, Edmonton, Alberta, Canada  
<sup>13</sup>Princess Margaret Cancer Centre, Toronto, Ontario, Canada  
<sup>14</sup>Tasman Oncology Research, Southport, Queensland, Australia  
<sup>15</sup>Hospital General Universitario Gregorio Marañón, Madrid, Spain  
<sup>16</sup>Netherlands Cancer Institute, Amsterdam, the Netherlands  
<sup>17</sup>Istituto Scientifico Romagnolo per lo Studio e la Cura dei Tumori IRCCS, Meldola, Italy  
<sup>18</sup>Center for Immuno-Oncology, University Hospital of Siena, Siena, Italy  
<sup>19</sup>University Hospitals Leuven, Department of General Medical Oncology, Leuven Cancer Institute, KU Leuven, Leuven, Belgium  
<sup>20</sup>Westmead and Blacktown Hospitals, University of Sydney, Melanoma Institute Australia, Sydney, Australia  
<sup>21</sup>Université de Paris, Department of Dermatology and CIC, AP-HP Hôpital Saint Louis, INSERM U976, Paris, France  
<sup>22</sup>Peter MacCallum Cancer Centre, East Melbourne, Australia  
<sup>23</sup>Melanoma Cancer Immunotherapy and Innovative Therapy Unit, Istituto Nazionale Tumori IRCCS Fondazione Pascale, Napoli, Italy  
<sup>24</sup>UC San Diego Health – La Jolla, La Jolla, CA  
<sup>25</sup>Melanoma Institute Australia, The University of Sydney, and Royal North Shore and Mater Hospitals, Sydney, Australia  
<sup>26</sup>Bristol Myers Squibb, Princeton, NJ  
<sup>27</sup>The Royal Marsden Hospital NHS Foundation Trust, London, United Kingdom  
<sup>28</sup>Dana-Farber Cancer Institute, Boston, MA

## CORRESPONDING AUTHOR

Jedd D. Wolchok, MD, PhD, Memorial Sloan Kettering Cancer Center and Weill Cornell Medical College, 1275 York Ave, Box 340, New York, NY 10065; e-mail: wolchokj@MSKCC.ORG.

## EQUAL CONTRIBUTION

J.L. and F.S.H. contributed equally to this work.

## PRIOR PRESENTATION

Presented in part at the 2021 American Society of Clinical Oncology Annual Meeting, Virtual, June 4-8, 2021.

## SUPPORT

Supported by Bristol Myers Squibb, grant P30CA008748 to J. D. W. from the National Cancer Institute, and a grant to J. L. from the National

In summary, these 6.5-year data obtained with the combination of first-line nivolumab plus ipilimumab in patients with advanced melanoma in CheckMate 067 include the longest median OS reported to date in a phase III melanoma study, as well as a median MSS that had not been reached at 77 months.

Institute for Health Research Royal Marsden–Institute of Cancer Research Biomedical Research Centre.

## CLINICAL TRIAL INFORMATION

NCT01844505

## AUTHORS' DISCLOSURES OF POTENTIAL CONFLICTS OF INTEREST

Disclosures provided by the authors are available with this article at DOI <https://doi.org/10.1200/JCO.21.02229>.

## DATA SHARING STATEMENT

Bristol Myers Squibb's policy on data sharing may be found at <https://www.bms.com/researchers-and-partners/independent-research/data-sharing-request-process.html>.

## AUTHOR CONTRIBUTIONS

**Conception and design:** Jedd D. Wolchok, Grant McArthur, Georgina V. Long

**Administrative support:** Dirk Schadendorf

**Provision of study materials or patients:** Vanna Chiarion-Sileni, Rene Gonzalez, Piotr Rutkowski, C. Lance Cowey, Dirk Schadendorf, John Wagstaff, Reinhard Dummer, Michael Smylie, Marcus O. Butler, John B. A. G. Haanen, Massimo Guidoboni, Michele Maio, Patrick Schöffski, Matteo S. Carlino, Céleste Lebbé, Grant McArthur

**Collection and assembly of data:** Jedd D. Wolchok, Vanna Chiarion-Sileni, Rene Gonzalez, Piotr Rutkowski, Christopher D. Lao, C. Lance Cowey, Dirk Schadendorf, John Wagstaff, Reinhard Dummer, Pier Francesco Ferrucci, Andrew Hill, Ivan Márquez-Rodas, John B. A. G. Haanen, Massimo Guidoboni, Michele Maio, Patrick Schöffski, Matteo S. Carlino, Grant McArthur, Gregory A. Daniels, Tuba Bas, F. Stephen Hodi

**Data analysis and interpretation:** Jedd D. Wolchok, Vanna Chiarion-Sileni, Jean-Jacques Grob, Piotr Rutkowski, Christopher D. Lao, C. Lance Cowey, Dirk Schadendorf, John Wagstaff, Reinhard Dummer, Pier Francesco Ferrucci, Michael Smylie, Marcus O. Butler, Ivan Márquez-Rodas, Massimo Guidoboni, Michele Maio, Patrick Schöffski, Céleste Lebbé, Grant McArthur, Paolo A. Ascierto, Gregory A. Daniels, Tuba Bas, Corey Ritchings, James Larkin, F. Stephen Hodi

**Manuscript writing:** All authors

**Final approval of manuscript:** All authors

**Accountable for all aspects of the work:** All authors

## ACKNOWLEDGMENT

The authors thank the patients and investigators who participated in the CheckMate 067 trial. They thank Wim van Dijck for his contribution to the statistical analyses presented in this work. They acknowledge Ono Pharmaceutical Company, Ltd (Osaka, Japan) for contributions to nivolumab development and Dako, an Agilent Technologies, Inc. company (Santa Clara, CA) for collaborative development of the PD-L1 immunohistochemistry 28-8 pharmDx assay. Professional medical writing and editorial assistance were provided by Wendy Sacks, PhD, and Michele Salernitano at Ashfield MedComms, an Ashfield Health Company, funded by Bristol Myers Squibb.

## REFERENCES

1. Curti BD, Faries MB: Recent advances in the treatment of melanoma. *N Engl J Med* 384:2229-2240, 2021
2. Postow MA, Chesney J, Pavlick AC, et al: Nivolumab and ipilimumab versus ipilimumab in untreated melanoma. *N Engl J Med* 372:2006-2017, 2015
3. Hodi FS, Chesney J, Pavlick AC, et al: Combined nivolumab and ipilimumab versus ipilimumab alone in patients with advanced melanoma: 2-year overall survival outcomes in a multicentre, randomised, controlled, phase 2 trial. *Lancet Oncol* 17:1558-1568, 2016
4. Larkin J, Chiarion-Sileni V, Gonzalez R, et al: Combined nivolumab and ipilimumab or monotherapy in untreated melanoma. *N Engl J Med* 373:23-34, 2015
5. Wolchok JD, Chiarion-Sileni V, Gonzalez R, et al: Overall survival with combined nivolumab and ipilimumab in advanced melanoma. *N Engl J Med* 377:1345-1356, 2017
6. Hodi FS, Chiarion-Sileni V, Gonzalez R, et al: Nivolumab plus ipilimumab or nivolumab alone versus ipilimumab alone in advanced melanoma (CheckMate 067): 4-year outcomes of a multicentre, randomised, phase 3 trial. *Lancet Oncol* 19:1480-1492, 2018
7. Larkin J, Chiarion-Sileni V, Gonzalez R, et al: Five-year survival with combined nivolumab and ipilimumab in advanced melanoma. *N Engl J Med* 381:1535-1546, 2019
8. Giobbie-Hurder A, Gelber RD, Regan MM: Challenges of guarantee-time bias. *J Clin Oncol* 31:2963-2969, 2013
9. Garbe C, Eigentler TK, Keilholz U, et al: Systematic review of medical treatment in melanoma: Current status and future prospects. *Oncologist* 16:5-24, 2011
10. Robert C, Ribas A, Schachter J, et al: Pembrolizumab versus ipilimumab in advanced melanoma (KEYNOTE-006): Post-hoc 5-year results from an open-label, multicentre, randomised, controlled, phase 3 study. *Lancet Oncol* 20:1239-1251, 2019
11. Robert C, Grob JJ, Stroyakovskiy D, et al: Five-year outcomes with dabrafenib plus trametinib in metastatic melanoma. *N Engl J Med* 381:626-636, 2019
12. McArthur GA, Dréno B, Larkin J, et al: 5-Year Survival Update of Cobimetinib Plus Vemurafenib in BRAF V600 Mutation-Positive Advanced Melanoma: Final Analysis of the coBRIM Study. Presented at Society for Melanoma Research (SMR), Salt Lake City, UT, November 20-23, 2019
13. Dummer R, Flaherty K, Robert C, et al: Five-year overall survival (OS) in COLUMBUS: A randomized phase 3 trial of encorafenib plus binimetinib versus vemurafenib or encorafenib in patients (pts) with *BRAF* V600-mutant melanoma. *J Clin Oncol* 39, 2021 (suppl 15; abstr 9507)
14. Tumeah PC, Hellmann MD, Hamid O, et al: Liver metastasis and treatment outcome with anti-PD-1 monoclonal antibody in patients with melanoma and NSCLC. *Cancer Immunol Res* 5:417-424, 2017



**AUTHORS' DISCLOSURES OF POTENTIAL CONFLICTS OF INTEREST****Long-Term Outcomes With Nivolumab Plus Ipilimumab or Nivolumab Alone Versus Ipilimumab in Patients With Advanced Melanoma**

The following represents disclosure information provided by authors of this manuscript. All relationships are considered compensated unless otherwise noted. Relationships are self-held unless noted. I = Immediate Family Member, Inst = My Institution. Relationships may not relate to the subject matter of this manuscript. For more information about ASCO's conflict of interest policy, please refer to [www.asco.org/rwc](http://www.asco.org/rwc) or [ascopubs.org/jco/authors/author-center](http://ascopubs.org/jco/authors/author-center).

Open Payments is a public database containing information reported by companies about payments made to US-licensed physicians ([Open Payments](#)).

**Jedd D. Wolchok**

**Stock and Other Ownership Interests:** Tizona Therapeutics Inc, Adaptive Biotechnologies, Imvq Therapeutics, Beigene, Linnaeus Therapeutics, Arsenal IO, Georgiamune, LLC, Apricity Therapeutics, Maverick Therapeutics, Trieza Therapeutics

**Consulting or Advisory Role:** Bristol Myers Squibb, Merck, Sellas Life Sciences, Lilly, Tizona Therapeutics, Inc, Amgen, Chugai Pharma, Adaptive Biotechnologies, Ascentage Pharma, PsiOxus Therapeutics, F-Star Biotechnology, Surface Oncology, Apricity Therapeutics, Astellas Pharma, Recepta Biopharma, Arsenal IO, Boehringer Ingelheim, AstraZeneca, Daiichi Sankyo, IncDragonfly Therapeutics, Georgiamune, Kyowa Kirin Pharmaceutical, Maverick Therapeutics, Werewolf Therapeutics, Trishula Therapeutics, Idera, Imvq Therapeutics, Bicara Therapeutics

**Research Funding:** Bristol Myers Squibb (Inst), Genentech/Roche (Inst), Merck Sharp & Dohme (Inst)

**Patents, Royalties, Other Intellectual Property:** I am a coinventor on an issued patent for DNA vaccines for treatment of cancer in companion animals. I am a coinventor on a patent for use of oncolytic Newcastle Disease virus. I am a coinventor and receive royalties for a blood test for monitoring myeloid derived suppressor cells. I am coinventor and receive royalties for a patent for immune modulating antibodies. I am a coinventor on a patent for CAR+ T cells targeting differentiation antigens as means to treat cancer. I am a coinventor on a patent for Anti-CD40 agonist mAb fused to Monophosphoryl Lipid A (MPL) for cancer therapy. Alphavirus replicon particles expressing TRP2. Engineered Vaccinia Viruses for Cancer Immunotherapy. Recombinant poxviruses for cancer immunotherapy

**Vanna Chiarion-Sileni**

**Consulting or Advisory Role:** MSD Oncology, Merck Serono, Bristol Myers Squibb, Novartis, Pierre Fabre, Roche

**Speakers' Bureau:** Bristol Myers Squibb, Novartis, Merck Serono, Pierre Fabre

**Travel, Accommodations, Expenses:** Bristol Myers Squibb, Pierre Fabre

**Rene Gonzalez**

**Stock and Other Ownership Interests:** AstraZeneca, GlaxoSmithKline, Lilly, Johnson & Johnson, Merck, Novartis, Pfizer, Procter & Gamble, Sanofi

**Consulting or Advisory Role:** Amgen

**Research Funding:** Millenium Pharmaceuticals (Inst), Takeda (Inst), Boston Biomedical (Inst), Bristol Myers Squibb (Inst), Checkmate Pharmaceuticals (Inst), Incyte (Inst), Syndax (Inst), Roche/Genentech (Inst), Tesaro (Inst), Amgen (Inst), Morphotek (Inst), Checkmate Pharmaceuticals (Inst), Regeneron (Inst), Iovance Biotherapeutics (Inst), Nektar (Inst), Kartos Therapeutics (Inst), Taiga (Inst), Incyte (Inst), Exicure (Inst), Replimune (Inst), Alkermes (Inst), Ultimovacs (Inst), Moderna Therapeutics (Inst), OncoSec, Synlogic (Inst), Merck (Inst), Array BioPharma (Inst), Senhwa Biosciences (Inst), Immunocore (Inst), EMD Serono (Inst)

**Jean-Jacques Grob**

**Consulting or Advisory Role:** BMS, MSD Oncology, Roche/Genentech, Novartis, Amgen, Pierre Fabre, Sun Pharma, Merck KGaA, Sanofi, Pfizer, Roche

**Speakers' Bureau:** Novartis

**Travel, Accommodations, Expenses:** BMS, MSD Oncology, Novartis, Pierre Fabre

**Piotr Rutkowski**

**Honoraria:** Bristol Myers Squibb, MSD, Novartis, Roche, Lilly, Pfizer, Pierre Fabre, Sanofi, Merck

**Consulting or Advisory Role:** Novartis, Blueprint Medicines, Bristol Myers Squibb, Pierre Fabre, MSD, Amgen

**Speakers' Bureau:** Pfizer, Novartis, Lilly

**Research Funding:** Novartis (Inst), Roche (Inst), Bristol Myers Squibb (Inst)

**Travel, Accommodations, Expenses:** Orphan Europe, Pierre Fabre

**Christopher D. Lao**

**Consulting or Advisory Role:** Immunocore, BMS

**Research Funding:** Bristol Myers Squibb, Dynavax Technologies, Genentech

**Travel, Accommodations, Expenses:** Immunocore, BMS

**C. Lance Cowey**

**Employment:** Texas Oncology, US Oncology

**Leadership:** US Oncology

**Honoraria:** Merck

**Consulting or Advisory Role:** Merck, Novartis, Pfizer, Iovance Biotherapeutics

**Research Funding:** Bristol Myers Squibb (Inst), Genentech/Roche (Inst), Novartis (Inst), EMD Serono (Inst), Merck (Inst), Array BioPharma (Inst), Amgen (Inst), Regeneron (Inst), Celldex (Inst), Seattle Genetics (Inst)

**Dirk Schadendorf**

**Honoraria:** Roche/Genentech, Novartis, Bristol Myers Squibb, Merck Sharp & Dohme, Immunocore, Merck Serono, Array BioPharma, Pfizer, Pierre Fabre, Philogen, Regeneron, 4SC, Sanofi/Regeneron, NeraCare GmbH, Sun Pharma, Inflaxx GmbH, Ultimovacs, Sandoz

**Consulting or Advisory Role:** Roche/Genentech, Novartis, Bristol Myers Squibb, Merck Sharp & Dohme, Merck Serono, 4SC, Pierre Fabre, Sanofi/Regeneron, Nektar

**Speakers' Bureau:** Bristol Myers Squibb, Merck Sharp & Dohme, Novartis, Pierre Fabre, Sanofi/Regeneron, Merck KGaA

**Research Funding:** Bristol Myers Squibb (Inst), Novartis (Inst), Roche (Inst), MSD Oncology (Inst), Array BioPharma/Pfizer (Inst)

**Travel, Accommodations, Expenses:** Roche/Genentech, Bristol Myers Squibb, Merck Serono, Novartis, Merck Sharp & Dohme, Pierre Fabre, Sanofi/Regeneron

**John Wagstaff**

**Honoraria:** Bristol Myers Squibb, Roche, Pierre Fabre, Novartis,

GlaxoSmithKline UK Ltd, Pfizer

**Consulting or Advisory Role:** Bristol Myers Squibb, Roche, Pfizer, Novartis, Pierre Fabre

**Speakers' Bureau:** Bristol Myers Squibb

**Reinhard Dummer**

**Honoraria:** Roche, Novartis, Bristol Myers Squibb, MSD, Amgen, Takeda, Pierre Fabre, Sun Pharma, Sanofi, Catalym, Second Genome, Regeneron, Alligator Bioscience, MaxiVax, touchIME, T3 Pharmaceuticals, Pfizer

**Consulting or Advisory Role:** Roche, Bristol Myers Squibb, MSD, Novartis, Amgen, Takeda, Pierre Fabre, Sun Pharma, Sanofi, Catalym, Second Genome, Alligator Bioscience, touchIME, MaxiVax, Regeneron, Pfizer, T3 Pharmaceuticals

**Research Funding:** Roche (Inst), Bristol Myers Squibb (Inst), Novartis (Inst), MSD (Inst), Amgen (Inst)

**Pier Francesco Ferrucci**

**Consulting or Advisory Role:** Bristol Myers Squibb, Roche, Novartis, MSD Oncology, Pierre Fabre

**Research Funding:** BMS

**Travel, Accommodations, Expenses:** MSD Oncology, Bristol Myers Squibb

**Michael Smylie**

**Honoraria:** Bristol Myers Squibb, Novartis Canada Pharmaceuticals Inc, Merck, Roche Canada, Sanofi/Regeneron

**Consulting or Advisory Role:** Merck

**Marcus O. Butler**

**Honoraria:** Merck, Roche, Bristol Myers Squibb, Novartis

**Consulting or Advisory Role:** Merck, Bristol Myers Squibb, Novartis, Immunovaccine, Immunocore, Adaptimmune, EMD Serono, GlaxoSmithKline, Genzyme, Sanofi, LaRoche Posay, Sun Pharma, Instil Bio, Iovance Biotherapeutics, Pfizer, Adaptimmune

**Research Funding:** Merck, Takara Bio

**Expert Testimony:** Merck

**Andrew Hill**

**Employment:** Tasman Oncology

**Stock and Other Ownership Interests:** Tasman Oncology

**Ivan Márquez-Rodas**

**Consulting or Advisory Role:** Bristol Myers Squibb, MSD, Novartis, Roche, Amgen, Sanofi, AstraZeneca, Merck Serono, Incyte, Bioncotech, Pierre Fabre, Regeneron

**Travel, Accommodations, Expenses:** Bristol Myers Squibb, MSD, Roche, Bioncotech

**John B. A. G. Haanen****Stock and Other Ownership Interests:** Neogene Therapeutics**Consulting or Advisory Role:** MSD Oncology (Inst), Pfizer (Inst), Bristol Myers Squibb (Inst), Novartis (Inst), Roche/Genentech (Inst), Ipsen (Inst), Achilles Therapeutics (Inst), Immunocore (Inst), Sanofi (Inst), Third Rock Ventures (Inst), Neogene Therapeutics (Inst), Molecular Partners (Inst), bioNTech (Inst), T-Knife (Inst), PokeAcel (Inst), Instil Bio (Inst), Iovance Biotherapeutics (Inst)**Research Funding:** MSD (Inst), Bristol-Myers Squibb (Inst), Novartis (Inst), Neon Therapeutics (Inst), Amgen (Inst), BioNTech (Inst), Asher Biotherapeutics (Inst)**Massimo Guidoboni****Consulting or Advisory Role:** BMS, Novartis, Pierre Fabre**Speakers' Bureau:** BMS, Novartis, Pierre Fabre**Research Funding:** MSD**Michele Maio****Stock and Other Ownership Interests:** Theravance, Epigen Therapeutics**Honoraria:** Bristol Myers Squibb, AstraZeneca, Roche, MSD, Merck, Amgen, Pierre Fabre, Alfasigma, Sanofi, Lilly**Consulting or Advisory Role:** Bristol Myers Squibb, Roche, AstraZeneca, MSD, Merck, Pierre Fabre, Alfasigma**Patents, Royalties, Other Intellectual Property:** DNA Hypomethylating agents for cancer therapy**Travel, Accommodations, Expenses:** Bristol Myers Squibb, AstraZeneca, Roche, MSD, Merck, Amgen, Pierre Fabre, Alfasigma**Patrick Schöffski****Honoraria:** Deciphera, Blueprint Medicines, Boehringer Ingelheim**Consulting or Advisory Role:** Blueprint Medicines, Ellipse Pharma, Adaptimmune, Intellisphere, Transgene, Deciphera, Exelixis, Boehringer Ingelheim, Medscape, Guided Clarity, Ysios Capital, Studiecentrum voor Kernenergie, Modus Outcomes, Advance Medical/Teladoc Health (Inst), Curio Science, SQZ Biotechnology, CRT Pioneer Fund LP, Adcendo**Research Funding:** CoBioRes NV (Inst), Eisai (Inst), G1 Therapeutics (Inst), Novartis (Inst), PharmaMar (Inst)**Travel, Accommodations, Expenses:** MSD (Inst), Ipsen (Inst), Boehringer Ingelheim (Inst)**Matteo S. Carlino****Honoraria:** Bristol Myers Squibb, MSD, Novartis**Consulting or Advisory Role:** Bristol Myers Squibb, MSD, Amgen, Novartis, Pierre Fabre, Roche, IDEAYA Biosciences, Sanofi, Merck Serono, Regeneron, QBiotech, Nektar, Eisai, OncoSec**Céleste Lebbé****Honoraria:** Roche, Bristol Myers Squibb, Novartis, Amgen, MSD, Pierre Fabre, Pfizer, Incyte**Consulting or Advisory Role:** Bristol Myers Squibb, MSD, Novartis, Amgen, Roche, Merck Serono, Sanofi, Pierre Fabre**Speakers' Bureau:** Roche, Bristol Myers Squibb, Novartis, Amgen, MSD**Research Funding:** Roche (Inst), Bristol Myers Squibb (Inst)**Travel, Accommodations, Expenses:** Bristol Myers Squibb, MSD, Novartis, Sanofi, Pierre Fabre**Other Relationship:** Avantis Medical Systems**Grant McArthur****Research Funding:** Genentech/Roche (Inst), MSD (Inst), Roche (Inst)**Paolo A. Ascierto****Stock and Other Ownership Interests:** PrimeVax**Consulting or Advisory Role:** Bristol Myers Squibb, Roche/Genentech, Merck Sharp & Dohme, Novartis, Array BioPharma, Merck Serono, Pierre Fabre, Incyte, MedImmune, AstraZeneca, Sun Pharma, Sanofi, Idera, Ultimovacs, Sandoz, Immunocore, 4SC, Alkermes, Italfarmaco, Nektar, Boehringer Ingelheim, Eisai, Regeneron, Daiichi Sankyo, Pfizer, OncoSec, Nouscom, Takis Biotech, Lunaphore Technologies, Seattle Genetics, ITeos Therapeutics,**Research Funding:** Bristol Myers Squibb (Inst), Roche/Genentech (Inst), Array BioPharma (Inst), Sanofi (Inst)**Travel, Accommodations, Expenses:** Merck Sharp & Dohme**Gregory A. Daniels****Honoraria:** Sanofi/Regeneron**Consulting or Advisory Role:** Sanofi/Regeneron**Speakers' Bureau:** Regeneron, Array BioPharma, Sanofi/Regeneron,**Research Funding:** Bristol Myers Squibb (Inst), Amgen (Inst), Viralytics (Inst), Nektar (Inst), Merck (Inst)**Georgina V. Long****Honoraria:** BMS, Pierre Fabre**Consulting or Advisory Role:** Aduro Biotech, Amgen, Boehringer Ingelheim, Bristol Myers Squibb, Hexal, Highlight Therapeutics, Merck Sharpe & Dohme, Novartis, OncoSec, Pierre Fabre, QBiotech, Regeneron, SkylineDx, Specialised Therapeutics, Array BioPharma, Evaxion Biotech A/S**Tuba Bas****Employment:** Bristol Myers Squibb (I), Merck, Fiore Healthcare Advisors (I)**Stock and Other Ownership Interests:** Merck Sharp & Dohme, Bristol Myers Squibb (I)**Consulting or Advisory Role:** Fiore Healthcare Advisors (I)**Travel, Accommodations, Expenses:** Merck Sharp & Dohme, Fiore Healthcare Advisors (I)**Corey Ritchings****Employment:** Bristol Myers Squibb**Stock and Other Ownership Interests:** Bristol Myers Squibb**James Larkin****Honoraria:** Bristol Myers Squibb, GlaxoSmithKline, Pfizer, Novartis, Roche/Genentech, Incyte, iOnctura, Merck Serono, Eisai, Dynavax Technologies, Cancer Research UK, touchIME, touchEXPERTS**Consulting or Advisory Role:** Bristol Myers Squibb, GlaxoSmithKline, Pfizer, Novartis, Boston Biomedical, Incyte, iOnctura, Iovance Biotherapeutics, Immunocore, YKT Corporation, Apple Tree Partners**Research Funding:** Pfizer (Inst), Novartis (Inst), MSD (Inst), Bristol Myers Squibb (Inst), Achilles Therapeutics (Inst), Roche (Inst), Nektar (Inst), Covance (Inst), Immunocore (Inst), AVEO (Inst), Pharmacyclics (Inst)**Travel, Accommodations, Expenses:** Bristol Myers Squibb, Pfizer, Novartis, Roche/Genentech, AstraZeneca, Incyte, GlaxoSmithKline, Pierre Fabre, Merck Serono, iOnctura, British Uro-Oncology Group (BUG), ESMO, National Cancer Research Institute (NCRI), EUSA Pharma, Syneos Health, Kidney Cancer Association, Bioevents, MedConcept, RV Mais**F. Stephen Hodi****Employment:** Dana-Farber Cancer Institute**Leadership:** Bicara Therapeutics**Stock and Other Ownership Interests:** Apricity Health, Torque, Pionyr, Bicara Therapeutics**Consulting or Advisory Role:** Merck Sharp & Dohme, Novartis, Genentech/Roche, EMD Serono, Sanofi, Bristol Myers Squibb, Surface Oncology, Compass Therapeutics, Partners Therapeutics, Pionyr, Torque, Rheos Medicines, Boston Pharmaceuticals, Checkpoint Therapeutics, Eisai, Bioentre, Gossamer Bio, Iovance Biotherapeutics, Trillium Therapeutics, Catalym, Amgen, Immunocore, **Research Funding:** Bristol Myers Squibb (Inst), Merck Sharp & Dohme, Genentech/Roche, Novartis,**Patents, Royalties, Other Intellectual Property:** Patent pending as per institutional policy. Patent pending royalties received on MICA-related disorders application to institution per institutional IP policy. Angiotensin-2 Biomarkers Predictive of Anti-immune checkpoint response. Compositions and Methods for Identification, Assessment, Prevention, and Treatment of Melanoma using PD-L1 Isoforms. Methods of Using Pembrolizumab and Trebananib**Travel, Accommodations, Expenses:** Novartis, Bristol Myers Squibb**Other Relationship:** Bristol Myers Squibb, Genentech/Roche

No other potential conflicts of interest were reported.