

1 **‘New/Designer Benzodiazepines’: an analysis of the literature and psychonauts’ trip reports**
2 Laura Orsolini^{*1,2,3}, John M. Corkery¹, Stefania Chiappini¹, Amira Guirguis¹, Alessandro Vento^{4,5,6,7},
3 Domenico De Berardis^{3,8,9}, Duccio Papanti¹, and Fabrizio Schifano¹
4

5 ¹ Psychopharmacology, Drug Misuse and Novel Psychoactive Substances Research Unit, School of Life and Medical
6 Sciences, University of Hertfordshire, Hatfield, AL10 9AB, Herts, UK.

7 ² Neomesia Mental Health, Villa Jolanda Hospital, Jesi, Italy.

8 ³ Polyedra, Teramo, Italy.

9 ⁴ NESMOS Department (Neurosciences, Mental Health and Sensory Organs), Sapienza University – Rome, School of
10 Medicine and Psychology; Sant’Andrea Hospital, Rome, Italy

11 ⁵ School of psychology - G. Marconi Telematic University, Rome, Italy

12 ⁶ Addictions Observatory (ODDPSS), Rome, Italy

13 ⁷ Mental Health Department - ASL Roma 2, Rome, Italy

14 ⁸ Department of Neuroscience, Imaging and Clinical Science, Chair of Psychiatry, University of “G. D’Annunzio”, Chieti,
15 Italy.

16 ⁹ NHS, Department of Mental Health, Psychiatric Service of Diagnosis and Treatment, Hospital “G. Mazzini”, ASL 4
17 Teramo, Italy.

18

19 **Corresponding author:**

20 Laura Orsolini, Psychopharmacology, Drug Misuse and Novel Psychoactive Substances Research Unit, School of Life
21 and Medical Sciences, University of Hertfordshire, Hatfield, AL10 9AB, Herts, UK; Villa Jolanda Hospital, Neomesia
22 Mental Health, Villa Jolanda, Italy; Polyedra, Teramo, Italy; E-mail address: laura.orsolini@hotmail.it. Tel.: (+39) 392
23 3244643.

24

25 **Conflicts of Interest**

26 The authors declare that this research was conducted in the absence of any commercial or financial relationships
27 that could be construed as a potential conflict of interest.

28

29 **Acknowledgements**

30 This paper was supported in part by grants of the European Commission (Drug Prevention and Information
31 Programme 2014-16; contract no. JUST/2013/DPIP/AG/4823; *EU-MADNESS project*). Further financial support was
32 provided by the EU Commission-targeted call on cross border law enforcement cooperation in the field of drug trafficking
33 - DG Justice/DG Migrations and Home Affairs (JUST/2013/ISEC/DRUGS/AG/6429) *Project EPS/NPS* (Enhancing
34 Police Skills concerning Novel Psychoactive Substances; NPS).

35

36

'New/Designer Benzodiazepines': an analysis of the literature and psychonauts' trip reports

Abstract (current word count 253)

Background. NPS belonging to the benzodiazepine (BZD) class, e.g., 'legal/designer BZDs'/'research chemicals', have recently emerged on the drug (mainly online/virtual) market.

Objective. Whilst certain NPS belonging to the BZD class possess pharmacological profiles similar to controlled pharmaceutical BZDs, clinical and pharmacological profiles of current emerging BZDs are still not well-described. Therefore, there is a need to increase clinicians'/public health knowledge/awareness, to incentive harm reduction strategies.

Method. A comprehensive overview was carried out by using the EMCDDA/EDND database regularly monitored by our research team, by specifically looking at the 'new BZDs' so far notified. Furthermore, given the limitation of peer-reviewed data published so far, a nonparticipant multilingual qualitative netnographic study was conducted to obtain further clinical/pharmacological/toxicological data, including psychonauts' online trip reports.

Results. First designer BZDs appeared as NPS around 2007. So far, 29 designer BZDs have been notified to the EMCDDA, being some of them extremely powerful, also at lower dosages. They are sold as tablets/powder/pellets/capsules/blotters/liquids, at very affordable prices, and variably administered. Some are also sold on the illicit drugmarket as counterfeit forms of traditional BZDs or as either adulterants or diluents in heroin or other synthetic opioids/cannabinoids. Nowadays, there is no guarantee of the quality of designer BZDs composition/purification and, hence, most NPS consumers may be inadvertently exposed to unsafe and harmful compounds.

Conclusions. Given the limited information on their pharmacology/toxicity, variations in dosage, onset of effects, combination of substances, potency, and general patient or individual variability, the concomitant use of these substances with other drugs entails several and unpredictable risks.

Keywords: New benzodiazepines; NPS; novel psychoactive substances; benzodiazepines; designer benzodiazepines; synthetic benzodiazepines.

1. Introduction

Benzodiazepines (BZDs) acts as positive allosteric modulators on the gamma-aminobutyric acid (GABA)_A receptor [1]. GABA represents the main inhibitor neurotransmitter in the brain and plays an important role in modulating the activity of many neurons, including those in the amygdala and prefrontal cortex [1]. The GABA_A receptor is a ligand-gated chloride-selective ion channel build-up of five subunits: two α , two β (the binding site for endogenous neurotransmitter) and one γ . BZDs bind to the pocket created by α and γ subunits and induce a conformational change in the GABA_A receptor. This alteration, in turns, induces a conformational change in the GABA_A receptor such as to increase the apparent affinity for channel gating by GABA at both agonist sites. As a result, maximal currents elicited by GABA remain unaffected, and the GABA concentration channel opening curve is shifted to lower GABA concentrations' chloride channel that hyperpolarizes the cell and accounts for GABA's inhibitory effect throughout the central nervous system [1]. These complex pharmacological activities explain the different clinical effects (i.e., anxiolytic, hypnotic, anticonvulsant, amnesic, and muscle relaxant) of BZDs. The pharmacological activity of BZDs is determined by the type of GABA_A receptor α subunit to which they bind. Thus, the sedative, anterograde amnesic and anticonvulsant actions, as well as the addictive potential of these drugs, require the presence of α_1 -containing GABA_A receptors, while the anxiolytic effects are mediated by GABA_A receptors containing α_2 subunits, and the myorelaxant actions by GABA_A receptors containing α_2 , α_3 , and α_5 subunits [2].

Overall, BZDs are generally classified according to their pharmacokinetic characteristics, i.e. a) plasma half-life ($t_{1/2}$); and, b) hepatic metabolism [1; 3] (Table 1). Plasma half-life ($t_{1/2}$) represents the hours required for the concentration of the drug in the body to be reduced to half of the maximum concentration. In detail, $t_{1/2\alpha}$ represents the 'phase distribution' from the vascular system to the tissues; whilst $t_{1/2\beta}$ indicates the 'elimination phase' and represents, hence, an index of the metabolism and excretion of BZDs. This phase varies significantly

1 **among different BZDs (from 2-3 hours up to more than 100 hours) and is relevant for the accumulation of some**
2 **BZDs in tissues after long-term use (see Table 1 for more details). Furthermore, BZDs may be classified according**
3 **to their chemical structure and designer BZDs are mainly classified as either 1,4-benzodiazepines (a structure**
4 **shared by most ‘traditional’ BZDs), triazolo-BZDs, or thienotriazolodiazepines (Table 1) [4]. BZD metabolism**
5 **mainly occurs in the liver, primarily by oxidative metabolism mediated by the cytochrome P450 (CYP450) family,**
6 **i.e. CYP3A4, CYP3A5, CYP2C19, CYP2C18, CYP2C9 and CYP2B6 [5]. Tolerance and dependence may occur**
7 **shortly after consumption has started, which requires dose increase and may trigger drug-seeking behaviours [1;**
8 **3]. Acute intoxication may cause respiratory and central nervous system depression, even though is rarely lethal**
9 **if the BDZ is taken alone [6]. However, BZDs are usually consumed in combination with other depressant**
10 **drugs/substances (i.e., opioids, antidepressants, etc.), as commonly documented amongst opioid consumers in**
11 **order to enhance their euphoric effects, alleviate withdrawal or abstinence symptoms, or temper highs induced by**
12 **psychostimulants or synergistically enhance alcohol effect [1; 3].**

13 As a relatively new phenomenon, novel psychoactive substances (NPS) belonging to the BZD class have
14 emerged on the drug (mainly online/virtual) market, and are being sold under street names such as ‘*legal*
15 *benzodiazepines*’, ‘*designer benzodiazepines*’ or ‘*research chemicals*’. This group of drugs includes substances that were
16 tested but not approved as medicines in the pharmaceutical industry or that have been manufactured by modifying the
17 core structure of existing pharmaceutical BZDs [7-9]. Whilst certain NPS belonging to the BZD class possess
18 pharmacological profiles similar to the ‘controlled’ pharmaceutical BZDs, profiles of most of the current designer/NPS
19 BZDs are not completely well-described, hence, their safety, toxicological and clinical profile are still unknown, posing
20 serious health risks to consumers [9-10]. Furthermore, the risk of polydrug use involving BZDs and opioids (both
21 traditional and synthetic ones) are furtherly intensified by NPS belonging to these new/designer BZDs [10]. Given the
22 limited information on the pharmacology and toxicity of these substances, variations in the dosage, onset of effects,
23 combinations with other substances, potency, and general patient or individual variability, the concomitant use of these
24 substances with other drugs entails several and unpredictable risks, particularly amongst high-risk opioid users [11].
25 Interestingly, it has been observed both over the long-term and in the last few years that a diverse range of NPS, including
26 synthetic opioids and BZDs, are appearing [10]. In fact, by the end of 2018, **EMCDDA monitored** more than 730 NPS,
27 of which 55 were reported for the first time in Europe in 2018, of which around 5% belonging to the BZD class [10]. So
28 far, 29 NPS belonging to the BZD class have been reported by Member States to the UNODC Early Warning Advisory
29 (EWA), of which 23 were firstly detected in Europe during the last 5 years [10]. In 2008, phenazepam was the first new
30 BZD to be reported to the EWA. In 2011, Germany, Norway and the United Kingdom were the first countries to report
31 the emergence of another designer BZD, etizolam. In the following years (2012-2013), a relative stable number of BZDs
32 were reported to the EMCDDA; with an increased number in 2014-2016, a reduction in 2017 and a further increase in
33 2018 [10].

34 Some new BZDs were sold as tablets, capsules or powders under their own names, marketed as ‘legal’ versions
35 of authorised medicines. In other cases, counterfeiters used these substances to produce ‘fake’ versions of commonly
36 prescribed anti-anxiety drugs, such as diazepam and alprazolam, which were sold directly on the illicit online drug market
37 [10]. Furthermore, some new BZDs have been identified mixed with other NPS (i.e., synthetic cannabinoids) or have
38 been labelled as diazepam tablets but containing a new potent synthetic opioid [11]. Overall, some of the new BZDs have
39 been historically approved and marketed for use in some countries (i.e., phenazepam); whilst others have been previously
40 investigated and may be found in some patent literature but subsequently not marketed; finally, the remaining ones
41 represent completely new compounds [11]. Consequently, as an increasing number of BZD derivatives have appeared on

1 the NPS market, many of them associated with hospitalizations and fatalities, several countries worldwide have placed
2 some of these substances under national control [10-11]. For example, in Europe, NPS belonging to the BZD class have
3 been placed under national control in countries such as Denmark, Finland, Sweden, Switzerland, Turkey and the United
4 Kingdom. In South-East Asia, the Republic of Korea is also reported to have placed diclazepam under national control
5 and in the Middle East, the United Arab Emirates have placed diclazepam, and etizolam, flubromazepam and pyrazolam
6 under national control [11]. Indeed, the WHO's Expert Committee on Drug Dependence will be reviewing both Etizolam
7 and Flualprazolam at its 42nd meeting 21-25 October 2019, with a view to bringing these under international control [12]

8 Therefore, the present comprehensive overview aims at providing an up-to-date insight into the world of
9 new/designer/synthetic BZDs recently marketed in NPS marketplaces, by investigating and collecting data coming from
10 the literature so far published and the web as well, from pharmacological, toxicological and clinical points of view.

11 12 **2. Materials and Methods**

13 A comprehensive overview was carried out by using the EMCDDA/EDND database regularly monitored and
14 analysed by **a team member of** our research team, by specifically looking at the so-called 'new benzodiazepines' so far
15 marketed (last update: 25 September 2019). For each **BZD** here identified and selected, a PubMed/Medline search was
16 also conducted in order to evaluate (if any) literature published (particularly, case-reports). **Two team members of our**
17 **research team** combined the search strategy of free text terms and exploded MESH headings for the topics of
18 Benzodiazepines and Novel Psychoactive Substances as following: ((*Benzodiazepines*) [Title/Abstract]) AND (*Designer*
19 [Title/Abstract])) and for each of the 29 BZDs here identified (**Table 2**). Secondary searches were performed using the
20 reference list of included articles and relevant systematic reviews. All articles published without time and/or language
21 restriction were selected. Working independently and in parallel, **two reviewers of our research team** read the papers
22 and determined whether they provided data on 'new benzodiazepines'. To be included in the present overview, studies
23 were required to meet the following criteria: a) empirical and peer-reviewed study; b) at least an abstract with estimates
24 **(for those papers not found in full text and/or with full text but not in English)** and/or full results published in English;
25 c) investigated 'new benzodiazepines'. Studies evaluating 'classical BZDs', even though containing data on abuse and/or
26 misuse were correctly excluded as not relevant to the aims of the present paper. As limited information is available, non-
27 systematic review, reviews, letters to editors and meta-analyses were also considered for retrieving data (if available).
28 **Two team members of our research team**, independently extracted the data. Disagreements were resolved by discussion
29 and consensus with **a third member of the team**. Data were collected using an ad-hoc developed data extraction
30 spreadsheet. **Table 2 provides a summary of data collected by the present comprehensive review.**

31 However, given the limitation of peer-reviewed data published so far, a preliminary nonparticipant multilingual
32 qualitative study of a **list of websites and other online resources (i.e. e-newsgroups, chat-rooms, bulletin boards, and**
33 **e-newsletters), specifically addressed to psychonauts and NPS consumers**, was additionally conducted in order to
34 obtain more data (in terms of clinical, pharmacological and toxicological effects) about the 29 BZDs selected and analysed
35 here. A systematic Internet search was conducted on Google® which included the following keywords: '*benzodiazepine*
36 *name*' and/or possible acronyms, street names etc. plus '*to buy*', '*experience*', '*trip*', '*legal high*', '*abuse*', '*misuse*'. The
37 first 5 pages recorded per search term and search engine were consequently selected and analysed only if relevant in terms
38 of information and data provided regarding to '*new/designer BZDs*'. Within the time frame January–September 2019,
39 data were collected **from 12 websites**. Confidentiality measures applied to the dataset included storage in an online,
40 password-protected computer and removal of screen pseudonyms, URLs, country and city identifiers. Some 2,900 fora

1 threads were screened. After removal of Web pages which were either duplicates or nonrelevant to the aims of the study,
2 268 fora threads were used to retrieve and analyse the data presented here.

3 Ethical approval for the study was granted by the Department of Pharmacy Ethics Committee at the University
4 of Hertfordshire (December 15, 2010, reference code PHAEC/1042), with further extensions of the approval granted in
5 November 2013 and February 2019 (Protocol number: aLMS/SF/UH/02951(2)).

6 **All designer BZDs are here described and discussed according a chronological order of appearance on the**
7 **online drugmarket and according to the notification sent out to the EMCDDA.**

8 3. Results

9 3.1. Phenazepam

10 **Phenazepam is a long-acting BZD, belonging to the 1,4-BZDs, the same family as diazepam, oxazepam**
11 **and** temazepam, which was developed in the 1970s for the treatment of epilepsy, alcohol withdrawal syndrome, insomnia,
12 anxiety, and as premedication in anesthesia procedures, which is currently the most prescribed BZD in Russia since 1978
13 [13-19]. Phenazepam has not been licensed in other European countries. Phenazepam is currently controlled under the
14 1971 United Nations Convention on Psychotropic Substances or the 1961 Single Convention on Narcotic Drugs.
15 Phenazepam is controlled in Estonia, Latvia, Lithuania, Moldova, Norway, Sweden, and the Republic of Ireland [16; 20-
16 22]. Whilst it is covered by prescription legislation in Estonia, Latvia, Lithuania, the Russian Federation and Belarus [16;
17 22]. Following the UK Advisory Council on the Misuse of Drugs (ACMD) advice, the Home Office imposed a ban (dated
18 22 July 2011) under the Open General Import License on the importation of phenazepam [23-25]. Following the ACMD
19 recommendation, phenazepam became controlled in the UK, like other BZDs, as a Class C drug from June 2012. The
20 recreational/unauthorized use of phenazepam has been reported during recent last years, particularly in the USA, New
21 Zealand, and some European countries, particularly in Scandinavian countries (i.e., Finland, Norway and Sweden) [16;
22 26-28].

23 From a pharmacological point of view, phenazepam is generally more potent than diazepam (5-10-fold) and
24 possesses more severe and persistent side-effects (up to 5 days-3 weeks), by having a long elimination half-life of around
25 60 hours after ingestion [16; 26; 29-32]. Phenazepam has an active metabolite 3-hydroxyphenazepam which is as well 5-
26 to 10-fold more potent than diazepam. Various fatal cases have been reported following the intake of phenazepam as well
27 as reports of abuse, especially in combination with opioids and/or other sedatives [19; 21; 27; 32-43]. **The most**
28 **frequently reported causes of poisoning occurring in children in Moscow appear to be BZD-related, mainly**
29 **involving cases of phenazepam intake** [44]. Reported side-effects include amnesia, drowsiness, dizziness, somnolence,
30 difficulty in waking up, muscle weakness, headache, weakening of attention, incoordination, blurred vision, slurred
31 speech, ataxia, and **muscle weakness** [45]. At high doses, delirium and psychosis-like behaviour have been reported [46].
32 Phenazepam and its active metabolite are both GABA_A **receptor positive allosteric modulators** [47-48]. In Russia and
33 in other countries in which is legally marketed, phenazepam is available as 0.5-1 mg tablets, injectable solutions (0.1%,
34 0,3%) and transdermal patches, with a usual therapeutic oral dosage of 0.5 mg 2-3 times per day, and a maximum tolerated
35 dose of 10 mg daily [33; 49-50]. In the NPS market, phenazepam has been sold as a powder, tablets, spiked in blotters
36 similar to LSD, or, in USA, sold as an air freshener known as “Zannie” which can be administered by spraying into the
37 mouth [45]; it is easily available via the Internet, often produced in China [32; 51-52]. The main routes of administration
38 (ROA) reported include orally (most common), snorted, inhaled, administered transdermal or rectally, or injected (after
39 crushing the tablet) [53]. Phenazepam has been reported to be used to enhance the euphoric effects of opioids (particularly,
40 to “boost” methadone doses), to alleviate withdrawal or abstinence syndrome (i.e., between heroin ‘fixes’), to potentiate
41 the effects of alcohol and to temper/balance cocaine ‘highs’ [28; 50; 54].

1 The Scottish police seized phenazepam for the first time in October 2008, sold as fake ‘diazepam’; then it
2 appeared again in January 2011 in North Wales and in March 2011 in Germany [21]. Furthermore, phenazepam appeared
3 to be present mixed in some packages containing synthetic cannabinoids, JWH-018, JWH-073, JWH-122 and JWH-250
4 [55-57]. There are several anecdotal reports from psychonaut fora which describe it as “*a very long lasting, potent and*
5 *subtle benzodiazepine (...)*” [52; 54]. In particular, a low dose is reported to range from 0.5 to 1 mg, a typical dose is 1-2
6 mg, and a high dose is 2-4 mg or more [58]. Onset of symptomatology is reported after 15-60 minutes, effects may last
7 more than 18 hours and after-effects more than 36 hours [58].

8 9 3.2 Etizolam

10 **Etizolam is a short-acting BZD, belonging to the thienotriazolodiazepine family (in which a diazepine ring**
11 **is fused to a thiophene ring, instead of a benzene), marketed in some countries (i.e., Japan), which is used for the treatment**
12 **of insomnia, anxiety disorders, and withdrawal symptomatology [59]. The recommended dosage of etizolam for medical**
13 **use is approximately 1 mg to 1.5 mg daily up to a maximum of 4 mg daily [60]. It has elimination kinetics between those**
14 **of short-intermediate derivatives and ultra-rapidly eliminated BZDs. Etizolam is pharmacologically similar to diazepam**
15 **[60]. It has been implicated in fatalities [61]. Perhaps no more so than in Scotland. The number of deaths registered there**
16 **involving etizolam has reached a crisis point; rising gradually from 1 in 2012, 8 in 2013, 37 in 2014, and to 43 in 2015.**
17 **However, the number in 2016 was 225, with 300 in 2017 but an unprecedented 551 in 2018, out of a total of 1313 drug-**
18 **related poisoning deaths [62]. There are no further data about clinical, pharmacological or toxicological properties.**
19 **Etizolam is not currently controlled under the 1971 United Nations Convention on Psychotropic Substances or the**
20 **1961 Single Convention on Narcotic Drugs.**

21 Etizolam was first reported to the EMCDDA by the UK’s Hampshire police in September 2011 in a seizure of
22 tablets bought on line. Subsequently, powders, as well as ‘blotters’ (similar to LSD paper doses) were reported [21]. There
23 are several anecdotal reports from psychonaut fora which describe it with a “*high potency which allows an effective dose*
24 *of a few milligrams to be present on a paper dose (...)*” [52; 54]. In particular, a low dose is 0.5-1 mg, a typical dose is 1-
25 2 mg, and a high dose is 2-4 mg or more [58]. Onset of symptomatology occurs in 10-40 minutes, effects last 5-8 hours
26 and after-effects for 6-24 hours [58].

27 28 3.3. Pyrazolam

29 **Pyrazolam is a triazolo-BZD with apparently very little information, structurally similar to alprazolam**
30 **but is brominated rather than chlorinated and contains a pyridinyl group instead of a phenyl group. It was first developed**
31 **and patented by Hoffman-La Roche in 1979 in a patent [63]. However, pyrazolam is the first BZD on the NPS market**
32 **that is not marketed anywhere in the world by a pharmaceutical company for medical purposes [63]. It has been sold as**
33 **tablets that contain 0.5 mg of active compound per tablet. From a pharmacological point of view, pyrazolam is generally**
34 **more potent than diazepam (12-fold) and has an elimination half-life of around 6 hours after ingestion [63]. There are**
35 **no further data about clinical, pharmacological or toxicological properties. Pyrazolam is not currently controlled**
36 **under the 1971 United Nations Convention on Psychotropic Substances or the 1961 Single Convention on Narcotic**
37 **Drugs.**

38 Pyrazolam was first reported in a seizure of tablets in a mail package on 3 August 2011 by Finnish Customs
39 officials [63-64]. There are limited anecdotal reports from psychonaut fora which describe it as “*quite sedating, amnesic*
40 *and loss of inhibition at higher doses (...) anxiolytic effect at lower doses (...)*” [52; 54]. In particular, a light dose is 1-2
41 mg, a typical dose is 2-3 mg, and a high dose is 3-4 mg [58]. Onset of symptomatology occurs in 10-15 minutes, effects
42 may last 5-8 hours and after-effects for 1-12 hours [58].

3.4. Flubromazepam

Flubromazepam is a long-lasting BZD, structurally similar to phenazepam, from which it differs due to substitution of a fluorine atom instead of a chlorine atom, and to triazolam and pyrazolam. It does not appear to be licensed for medical use. Flubromazepam was first described in 1962 when it was noted to be several times more potent than chlordiazepoxide, the reference substance used in several assays [65]. Derivatives of this substance may be used as antivirals [66]. Pharmacokinetic data suggest an elimination half-life of about 100 hours and anticonvulsant properties [63]. Published literature described a fatal case of poisoning by the synthetic opioid U-47700 in combination with flubromazepam in a 24-year-old man [67]. Furthermore, three hospitalisations from acute exposure have been reported in the US and 33 in Sweden between 2012-2017 [63; 68-71]. There are no further data about clinical, pharmacological or toxicological properties. Flubromazepam is not currently controlled under the 1971 United Nations Convention on Psychotropic Substances or the 1961 Single Convention on Narcotic Drugs.

Flubromazepam was first identified in a sample of capsules analysed by a German university forensic institute in March 2013 [69-70; 72-73]. There are several anecdotal reports from psychonaut fora which describe it as “*of extreme duration, with effects for larger doses reaching up to three days*” [52; 54]. In particular, a low dose is 2-4 mg, a typical dose is 4-8 mg, and a high dose is 8-12 mg or more [58]. Symptomatology occurs in 15-90 minutes, effects may last 12-18 hours and after-effects for more than 36 hours [58].

3.5. Diclazepam

Diclazepam is the 2'-chloro derivative of diazepam and a positional isomer of 4-chlorodiazepam. It was first synthesised by the Hoffman-La Roche in 1960 [74] and recently appeared in the ‘grey drug market’ as an alternative to etizolam [10]. Babbini et al. [75] reported a potency of approximately 4-8 times higher than diazepam in terms of reducing motor activity and conflict behaviour in rats whilst Sternbach et al. [76] described a potency similar to diazepam regarding to muscle relaxant and sedative effects in mice and twice as potent than diazepam investigating the same effects in cats [76]. It does not show differences in the behavioural activity if given to monkeys, compared to diazepam [77]. Diclazepam has a long half-life of approximately 42 hours and its pharmacokinetic profile follows a biphasic elimination [7]. There are no further data about clinical, pharmacological or toxicological properties. Diclazepam is not currently controlled under the 1971 United Nations Convention on Psychotropic Substances or the 1961 Single Convention on Narcotic Drugs.

Diclazepam was first identified in a sample of tablets analysed by a German university forensic institute in August 2013 [69-70; 72]. There are several anecdotal reports on psychonaut fora which describe it as “*sedative and hypnotic*” with similar effects to diazepam, even though “*10-fold times more potent and with an intermediate half-life*” [54]. In particular, a low dose is 0.25-1 mg, a typical dose is 1-2 mg, and a strong dose is 2 mg or more [58]. Symptomatology occurs after 15-90 minutes, effects may last 8-12 hours and after-effects for 1-24 hours [58].

3.6. Alprazolam triazolobenzophenone derivative

The Alprazolam triazolobenzophenone derivative represents a product of hydrolysis, under acidic conditions, of alprazolam and, hence, a metabolite of alprazolam as well. At neutral pH, it rapidly converts to alprazolam. It was firstly developed by the Upjohn Company in the 1980s as a water-soluble pro-drug of alprazolam for the parenteral (intravenous or intramuscular) ROA [78]. There are no further data about clinical, pharmacological or toxicological

1 **properties. Alprazolam triazolobenzophenone is not currently controlled under the 1971 United Nations**
2 **Convention on Psychotropic Substances or the 1961 Single Convention on Narcotic Drugs.**

3 Alprazolam triazolobenzophenone was been firstly identified in a seizure of 1000 grams of white powder, seized
4 at Madrid Airport in March 2014 by Customs authorities in a package that had arrived from India; it also contained
5 paracetamol. The compound was identified and characterised using the **gas chromatography-mass spectrometry (GC-**
6 **MS) and nuclear magnetic resonance (NMR)** by the Spanish National Focal Point [79]. There are limited anecdotal
7 reports from psychonaut fora but it is supposed to exert an effect similar to that of alprazolam [54].
8

9 3.7. Meclonazepam

10 **Meclonazepam represents the 3-methyl-derivative of clonazepam, hence, it has been supposed it exhibits**
11 similar sedative, anxiolytic and anti-parasitic effects [80]. Its synthesis **was** first developed and patented by Hoffman-La
12 Roche in 1977 [81]. Its pharmacology has been investigated in clinical trials as an anxiolytic and as a schistosomicidal
13 compound able to treat parasitic infections by *Schistosoma haemayobium* and *Schistosoma Mansori* [81-84]. Drowsiness,
14 dizziness, slurred speech, ataxia, muscle weakness, reduced mental alertness and lateral nystagmus have been described
15 as the main side-effects [82]. The effects appear to be dose-dependent with a narrow therapeutic range (0.3-0.4 **mg/kg**)
16 [82]. Doses above **0.4 mg/kg** have been described as causing severe adverse drug effects, with the most pronounced
17 effects within 3 hours after oral intake of more than 1 mg of meclonazepam and amnesia after a 4-mg dose [82; 85]. An
18 anxiolytic potency 3-fold that of diazepam has been reported [83]. From a pharmacokinetics perspective, a plasma t $\frac{1}{2}$ of
19 approximately 40-80 hours is reported [83; 86]. **There are no further data about clinical, pharmacological or**
20 **toxicological properties. Meclonazepam is not currently controlled under the 1971 United Nations Convention on**
21 **Psychotropic Substances or the 1961 Single Convention on Narcotic Drugs.**

22 Meclonazepam was first identified in a seizure of 145 capsules in May 2014 by Swedish police in Eskilstuna.
23 The substance was identified by the Swedish National Laboratory of Forensic Science (SKL) using GC-MS and NMR
24 analyses [69-70; 79]. There are several anecdotal reports from psychonaut fora which describe it as “*relatively fast*
25 *sublingual onset*” which gives it a strong ‘*anti-panic effect*’ [54]. In particular, a low dose is 0.25-0.5 mg, a typical dose
26 is 0.5-1 mg, and a high dose is 1-2 mg or more [58]. Onset of symptomatology is in 20-45 minutes, effects may last 8-12
27 hours and after-effects for 8-48 hours [58].
28

29 3.8. Deschloroetizolam

30 **Deschloroetizolam is a thienodiazepine, structurally similar to etizolam, from which it differs due to the**
31 absence of chlorine on the benzene ring; triazolam and alprazolam [87]. Deschloroetizolam is supposed to have a rapid
32 onset of action, even though it appears to be half as potent as its parent compound etizolam with a duration twice as long,
33 as supposed by the loss of the chlorine atom [76; 87-88]. Sedation, respiratory distress, muscle relaxation, amnesia,
34 dizziness, thought deceleration, disinhibition, delusion of sobriety, and dream potentiation have been described following
35 its intake [87]. Synthesis of **deschloroetizolam** was first described in a 1988 patent [88-89]. **There are no further data**
36 **about clinical, pharmacological or toxicological properties. Deschloroetizolam is not currently controlled under**
37 **the 1971 United Nations Convention on Psychotropic Substances or the 1961 Single Convention on Narcotic Drugs.**

38 Deschloroetizolam **was first** identified in a UK seizure of blue tablets on August 2014. The substance was
39 identified by the WEDINOS Project in Wales using **TOF (time-of-flight mass spectrometry) analysis** [69; 79]. There
40 are limited anecdotal reports from psychonaut fora which describe it as “*longer acting and slightly less potent than*

1 *etizolam*” [54]. In particular, a low dose is 2-4 mg, a typical dose is 4-6 mg, and a strong dose **is 6-12 mg** [58]. Onset of
2 symptomatology happens in 1-5 minutes, effects may last 8-10 hours and after-effects for 1-8 hours [58].

3 4 **3.9. Flubromazolam**

5 **Flubromazolam is a substituted BZD, structurally related to pyrazolam from which it differs due to the**
6 substitution of a 2-fluorophenyl instead of a 2-pyridinyl group at position 6. Moreover, it is the triazolo-analogue of
7 flubromazepam and it is structurally related to alprazolam and triazolam [90-93]. The substance has been researched in
8 the patent literature for its anxiolytic properties and decreased sedative, hypnotic, and ataxic side-effects, but it does not
9 appear to be licensed for **medical use**. Łukasik-Głębocka et al. [94] reported a case of severe intoxication following the
10 intake of flubromazolam in an individual who presented with deep coma, bilateral pinpoint unreactive pupils, acute
11 respiratory failure and hypotension complicated by hypoxic cerebral ischaemia. Huppertz et al. [90] reported muscle
12 relaxation, sedation, difficulty following and participating in conversation and partial amnesia in a healthy volunteer
13 following intake of 0.5 mg of flubromazolam. A case-report described a 36-year-old male affected with a schizoaffective
14 disorder, opioid use disorder, seizures, anxiety and a posttraumatic stress disorder who presented to an inpatient facility
15 and reported flubromazolam abuse [93]. **There are no further data about clinical, pharmacological or toxicological**
16 **properties. Flubromazolam is not currently controlled under the 1971 United Nations Convention on Psychotropic**
17 **Substances or the 1961 Single Convention on Narcotic Drugs.**

18 Flubromazolam was first identified in a sample of 10 white rectangle shaped tablets labelled “XANAX”, seized
19 in Malmö by Swedish police in September. The substance was identified by the National Laboratory of Forensic Science
20 (SKL) by using GC-MS and NMR [79]. There are several anecdotal reports from psychonaut fora which describe “*mild*
21 *anxiolytic and skeletal muscle relaxant effects*” at low doses as 0.1 mg whilst “*significant sedation*” at doses of 0.5 mg
22 [51]. Moreover, it has been described as “*hard to dose*” due to its unpredictable dose-response effects [52; 93]. In
23 particular, a ‘threshold’ dose of 80 µg is described, with a low dose being 100-200 µg, a typical dose is 200-400 µg, and
24 a high dose is 400-600 µg or more [58]. Onset of symptomatology occurs in 20-45 minutes, effects may last 6-12 hours
25 and after-effects for 6-24 hours [58].

26 27 **3.10. Nifoxipam**

28 **Nifoxipam represents the 3-hydroxy-desmethyl-derivative (active metabolite) of the hypnotic BZD**
29 flunitrazepam, from which it differs due to the presence of an additional hydroxyl group and the deletion of a methyl
30 group. Moreover, nifoxipam is also the 3-hydroxy metabolite of fonazepam [95]. It is normally consumed in tablet form,
31 even though is also available in powder form. Its typical ROA is orally or sublingually [95]. Little is known about the
32 pharmacology and toxicology of nifoxipam. Nifoxipam likely possesses a pharmacological activity similar to
33 flunitrazepam, by binding to the GABA_A receptor, and with similar side-effects and toxicity [95]. Nifoxipam is extremely
34 physically and psychologically addictive and presents cross-tolerance with all BZDs, thereby reducing their
35 pharmacological effects [95]. **There are no further data about clinical, pharmacological or toxicological properties.**
36 **Nifoxipam is not currently controlled under the 1971 United Nations Convention on Psychotropic Substances or**
37 **the 1961 Single Convention on Narcotic Drugs.**

38 Nifoxipam was first identified in a seizure of 20 brown tablets made by the Swedish Police in April 2014. The
39 substance was analytically confirmed by GC-MS, **LC-MS (liquid chromatography-mass spectrometry)** and NMR
40 analysis by the Swedish National Laboratory of Forensic Sciences [69; 79]. In December 2014, four round, light-brown
41 tablets marked as ‘nifoxipam 1 mg’ were sent from the UK to Finland where they were seized and nifoxipam was

1 analytically confirmed by GC-MS and LC-MS/MS analysis [9-10]. Finally, in January 2015, the Norwegian Federal
2 Police seized 101 brown tablets found in a mail package sent from the UK to Norway and nifoxipam was analytically
3 confirmed by GC-MS analysis [10; 95]. There are several anecdotal reports from psychonaut fora which describe “a
4 greater hypnotic effect” [51], anxiety relief, euphoria within 10-15 minutes after intake of 1 mg of nifoxipam along with
5 a drink [52]. A low dose is 250-500 µg, a typical dose is 500-1000 µg, and high dose is 1000-2000 µg or more [58]. Onset
6 of symptomatology occurs after 10-75 minutes, effects may last 10-18 hours and after-effects for 1-24 hours [58].
7

8 **3.11. Clonazolam/Clonitrazolam**

9 **Clonazolam is a triazolo BZD, structurally similar to flubromazolam, from which it differs due to**
10 **possessing a** nitro group in the 8th position and a 2-chlorophenyl group instead of a 2-fluorophenyl group. Clonazolam
11 is the second most common single agent exposure responsible for 50 cases (21% of the sample) of BZD intoxications
12 reported to the National Poison Data System (USA) in 2014-2017, according to a study by Carpenter et al. [64]. The most
13 frequently reported motivations for intake are reported as: misuse (12%), abuse (60%) and suspected suicide (20%), being
14 acute intoxication the most commonly described (78%). Subjects who took clonazolam described the onset of
15 lethargy/drowsiness (68%), slurred speech (16%), tachycardia (14%), confusion (10%), agitation/irritability (6%), ataxia
16 (6%), hypotension (6%), coma (6%), and bradycardia (6%). Most patients were treated with fluid infusion (34%), oxygen
17 (12%), intubation or ventilation (6%), flumazenil (6%) and antiemetics (4%). Eleven patients were admitted to a
18 noncritical care unit, ten to a critical care unit while 17 were treated and the released; only five cases were admitted to a
19 psychiatric facility, by reporting minor or moderate sequelae in 45% and 35% of cases, respectively [70]. **There are no**
20 **further data about clinical, pharmacological or toxicological properties.**

21 Clonazolam was first synthesised in the 1970s by the Upjohn Company [96]. Clonazolam was first identified in
22 a seizure of 25 yellow tablets containing a white powder by the Swedish Police on 16 October 2014. The substance was
23 analytically confirmed by GC-MS and NMR analysis [69; 79]. Clonazolam was classified as a Class C drug by the May
24 2017 amendment to the Misuse of Drugs Act 1971 in the UK [97]. There are several anecdotal reports from psychonaut
25 fora which describe “a total relaxing and anxiolytic effect, a moderate sedation” [54]. A threshold dose is described as
26 being 50-75 µg, a low dose is 75-200 µg, a typical dose is 200-400 µg, and a high dose is 500-1000 µg or more [58].
27 Symptomatology occurs in 10-30 minutes, with effects lasting 6-10 hours and after-effects for 1-12 hours [58]. The most
28 commonly reported ROA is oral, with a described potency 10-fold higher than lorazepam 1 mg [98]. Moosmann et al. [8]
29 reported that clonazolam, due to its higher potency, can cause sedation and amnesia at oral doses as low as 0.5 mg which
30 are extremely difficult to measure for users handling bulk materials, and, being tablets often vary greatly in terms of
31 clonazolam content, this can frequently lead to unintended overdosing and lead to drug facilitated crimes [99].
32

33 **3.12. Adinazolam**

34 **Adinazolam is a short-acting BZD belonging to the triazolo-BZD class. The half-life of adinazolam is**
35 indicated as less than 3 hours [100]. Three hours was also considered the time of peak onset for adinazolam, i.e., the time
36 after administration of the substance where subjective effects were most pronounced [101]. In-vivo metabolism
37 of adinazolam occurs mainly through the liver and results in the formation of active metabolites, mostly *N*-demethyl-
38 adinazolam (NDMAD) [102]. Alpha-hydroxy-alprazolam and estazolam are also metabolites of adinazolam [103].
39 Adinazolam has a high affinity for the GABA_A receptor [102]. In vitro, both adinazolam and NDMAD bind to central
40 BZD-receptors but NDMAD has an approximately 25-fold higher activity than adinazolam [102; 104-106]. The molecule
41 has been studied for the treatment of depression, panic disorder, general anxiety and status epilepticus [106-108]. It can

1 be used to induce sedation and anterograde amnesia (whereby it reduces the memory of an event following its
2 administration) [100; 109]. Ataxia, dysarthria, weakness, diminished reflexes, confusion, coma and a paradoxical
3 excitement in children have been reported, in addition to signs of overdose [100]. A human study comparing the subjective
4 effects and abuse potential of adinazolam (30 mg and 50 mg) with diazepam, lorazepam and a placebo showed
5 that adinazolam causes the most “*mental and physical sedation*” and the greatest “*mental unpleasantness*” [101]. The
6 same study notes that despite reports of “*unpleasantness*” the participants of the study rated the substance of high “street
7 value”, capable of producing “*physical and mental highness*” according to the Addiction Research Criteria Inventory
8 (ARCI) [101]. **There are no further data about clinical, pharmacological or toxicological properties. Adinazolam
9 is not currently controlled under the 1971 United Nations Convention on Psychotropic Substances or the 1961
10 Single Convention on Narcotic Drugs.**

11 Adinazolam was first identified in a sample of 1 gram of white powder collected by the Medical Centre in the
12 Institute of Forensic Medicine at the University of Freiburg (Germany) on 5 September 2015. The substance was
13 analytically confirmed by GC-MS analysis [70; 109]. A seizure of 105 tablets was reported shortly afterwards (8
14 September 2015) by the Swedish Focal point, following a seizure by the Swedish police in Gottenburg. The tablets were
15 white in colour with the markings “D/CD” and weighed 0.35 grams on average. Moreover, the Swedish Poison Control
16 Centre/STRIDA project reported a positive detection for adinazolam related to a hospital inquiry where an individual had
17 taken “Xanor 2.0” (i.e., brand name for Xanax® in Sweden) [109]. Additionally, a sample of 5 g of adinazolam (as a
18 white powder) was test-purchased on 18 September 2015 by the National Forensic Laboratory in Slovenia [110]. There
19 are several anecdotal reports from psychonaut fora. A low dose is 5-15 mg, a typical dose is 15-30 mg, and a high dose
20 is 30-50 mg or more [58]. Onset of symptomatology occurs after 10-25 minutes, effects may last 2-5 hours and after-
21 effects for 1-16 hours [58].

22 23 3.13. Nitrazolam

24 **Nitrazolam is a triazolo-BZD, structurally similar to clonazolam (previously notified on 30 December
25 2014), from which it differs by a chlorine atom on the ortho position of the benzene ring [111]. Its synthesis and activity
26 were described in a 1976 patent [96; 112]. Animal studies indicate that nitrazolam can be several times more potent than
27 diazepam in preventing of electroshock-induced tonic-extensor convulsions [111]. Moreover, nitrazolam appears to
28 be less potent than clonazolam and triazolam [111]. Clonazolam may cause powerful sedation and amnesia at a total oral
29 dose of 0.5 mg [88; 96; 113-115]. **There are no further data about clinical, pharmacological or toxicological
30 properties. Nitrazolam is not currently controlled under the 1971 United Nations Convention on Psychotropic
31 Substances or the 1961 Single Convention on Narcotic Drugs.****

32 Nitrazolam was first identified in a sample of a light brown powder on the 20 October 2015 by the Medical
33 Centre, Institute of Forensic Medicine at the University of Freiburg, Germany. The substance was analytically confirmed
34 by GC-MS and NMR [110-111]. There are several anecdotal reports from psychonaut fora which described mostly an
35 “*anxiolytic and muscle relaxant effect [...] with a low tolerance shows hypnotic effects. Amnesiac, but not a huge degree
36 [...] closer to etizolam than alprazolam*” [116]. A low dose is 0.5-1 mg, a typical dose is 1-2 mg, and a high dose is 2-3
37 mg or more [58]. Onset of symptomatology happens in 15-30 minutes, effects may last 5-10 hours and after-effects for
38 10-24 hours [58].

39 40 3.14. Metizolam

1 **Metizolam is a thienodiazepine, structurally similar to etizolam, from which it differs by only a methyl**
2 **ring in** the thiophene moiety [117]. There are no data about clinical, pharmacological or toxicological properties.
3 **Metizolam is not currently controlled under the 1971 United Nations Convention on Psychotropic Substances or**
4 **the 1961 Single Convention on Narcotic Drugs.**

5 Metizolam was first identified in a sample of 20 light-blue round tablets by the Medical Centre, Institute of
6 Forensic Medicine at the University of Freiburg, Germany on 25 September 2015. The substance was analytically
7 confirmed by GC-MS and NMR. The Danish National Focal Point reported a seizure of 55 blue round tablets
8 containing metizolam on the 30 October 2015 by Danish Customs and related to a package sent from the UK to a private
9 address in Denmark [110]. There are limited anecdotal reports from psychonaut fora. It has been reported that metizolam
10 causes effects similar to etizolam, even though it is half as potent and with around a 60% longer $t_{1/2}$ [51]. It has also been
11 described as exerting hypnotic and sedative effects, and may cause amnesia and lowered inhibition if taken at higher
12 dosages [116]. A low dose is 1-2 mg, a typical dose is 2-4 mg, and a high dose at 4-6 mg, whilst a heavy dose is 6 mg or
13 more [58]. Symptomatology occurs in 30-90 minutes, with effects lasting 5-8 hours and after-effects for 10-30 hours [58].
14

15 *3.15. Cloniprazepam*

16 **Cloniprazepam shares structural similarities with the previously notified BZD clonazolam (clonitrazolam)**
17 **and** meclonazepam. It has also been described as a prodrug for clonazepam [58]. **There are no data about clinical,**
18 **pharmacological or toxicological properties. Cloniprazepam is not currently controlled under the 1971 United**
19 **Nations Convention on Psychotropic Substances or the 1961 Single Convention on Narcotic Drugs.**

20 Cloniprazepam was first identified in a seizure of 25 white capsules by Swedish Police in Sundsvall on 2
21 December 2015. The substance was analytically confirmed by GC-MS, **GC-IR (gas chromatography infrared**
22 **spectrometry), LC-HRMS (Liquid Chromatography-High Resolution Mass Spectrometry)** and NMR [70; 110; 118-
23 119]. There are limited anecdotal reports from psychonaut fora. Cloniprazepam is usually sold online in 2.5 mg capsules
24 and available is in packs of 20, 60, 120 and 240 and it appears to exert similar effects to clonazepam [51]. A low dose is
25 0.5-1 mg, a typical dose is 1-2 mg, and a high dose is 2-4 mg or more [58]. Onset of symptomatology occurs in 15-45
26 minutes, with effects lasting 6-9 hours and after-effects for 1-8 hours [58].
27

28 *3.16. 3-hydroxyphenazepam*

29 **3-Hydroxyphenazepam is an active metabolite of both phenazepam (7-bromo-5-(2-chlorophenyl)-1,3-**
30 **dihydro-1,4-benzodiazepin-2-one)** and cinazepam [120-121]. It can be quantified by LC-MS/MS in a variety of post-
31 mortem fluids (subclavian blood, femoral blood, cardiac blood, urine, vitreous humour) and tissues (thalamus, liver and
32 psoas muscle) [122]; and by GC-MS (limit of detection: 1 mg/L) [29; 123]. In a study in which a 5-mg oral dose of
33 phenazepam was given to healthy volunteers, 3-hydroxyphenazepam was detected in urine samples but not in blood
34 samples [29]. In research investigating its distribution in the plasma and brain of mice tranquillising and anticonvulsive
35 properties were reported [124-126]. It is a full γ -GABA_A receptor **positive allosteric modulator** [73; 126-127]. 3-
36 hydroxyphenazepam appears to be pharmacologically active with some 5- to 10-fold higher potency than diazepam,
37 probably due to the bromine atom in the molecule [128]. In addition, 3-hydroxyphenazepam represents the main
38 metabolite of levana (3-hydroxyphenazepam hemisuccinate) [125]. Researchers report that levana has a greater
39 anticonvulsive effect than its metabolite 3-hydroxyphenazepam [125-126; 129]. **3-Hydroxyphenazepam is not**
40 **currently controlled under the 1971 United Nations Convention on Psychotropic Substances or the 1961 Single**
41 **Convention on Narcotic Drugs.**

1 The 3-hydroxyphenazepam molecule was first identified in a collected sample of white powder by the Medical
2 Centre in the University of Freiburg, Institute of Forensic Medicine, Forensic Toxicology Department on 19 October
3 2015 [69; 110]. It was also detected in a seizure of 21 tablets (12 white tablets and 9 pale blue tablets) by Swedish police
4 on 1 December 2015 in Varberg [69; 110]. The STRIDA project described a case-series of consecutive patients with
5 admitted or suspected NPS intake afferent to emergency department of all Swedish hospitals in 2012-2016, of which eight
6 cases had 3-hydroxyphenazepam implicated [69]. There are several significant anecdotal reports from psychonaut fora.
7 A low dose is 0.5-1 mg, a typical dose is 1-2 mg, and a high dose is 2-4 mg [58]. Symptomatology occurs 30-90 minutes
8 after oral and/or sublingual intake, with effects lasting 10-24 hours and after-effects for 2-24 hours [58]. The most
9 commonly reported ROAs are oral and sublingually [51-52; 54].

10 11 **3.17. Fonazepam**

12 **Fonazepam is structurally related to the internationally controlled substance flunitrazepam (aka**
13 **‘Rohypnol®’), from which it differs only due to the absence of an N-methyl group [130]. Fonazepam is the desmethyl-**
14 **derivative and one of the active metabolites of flunitrazepam [95; 130]. Therefore, it has been supposed to possess similar**
15 **pharmacological and toxicological properties to flunitrazepam (i.e., hypnotic and pre-anesthetic effects) [95].**
16 **Furthermore, it also shares structural similarities with the previously notified BZD nifoxipam (3-**
17 **hydroxydesmethylflunitrazepam), from which it differs by the absence of a hydroxy group. Fonazepam was included in**
18 **research describing the synthesis of 1,3-dihydro-7-nitro-5-phenyl-2H-1,4-benzodiazepin-2-ones by direct nitration of the**
19 **corresponding unsubstituted BZDs [131]. The synthesis of fonazepam was first described in a 1963 patent by Hoffman-**
20 **La Roche and in research determining 1,4-BZDs and -diazepin-2-ones in blood by Electron-Capture Gas-Liquid**
21 **Chromatography (EC-GLC) [131-132]. Research into the binding affinity to GABA_A receptors has been predicted**
22 **for fonazepam (Ro 05-4435) using artificial neural networks [133]. Fonazepam was reported to have a binding affinity**
23 **(log IC₅₀) of 0.176 and a predicted value of 0.565 [95; 133-134]. Fonazepam is not currently controlled under the**
24 **1971 United Nations Convention on Psychotropic Substances or the 1961 Single Convention on Narcotic Drugs.**

25 Fonazepam was first identified in a sample of 51 tablets (27 white, 15 blue and 9 grey tablets) found in Lidköping,
26 by Swedish police on 10 March 2016. The substance was analytically confirmed by GC-MS using a reference standard
27 [95; 135]. In addition, it was also detected in a collected sample of 1 gram of white/yellow powder received from an
28 online research chemical company based in China on 13 January 2016. The sample was collected by the Medical Center
29 at the University of Freiburg, Institute of Forensic Medicine, Forensic Toxicology Department [10]. There are several
30 significant anecdotal reports on psychonaut fora. Fonazepam is normally consumed in tablet (or in powder) form and
31 administered in doses ranging from 0.5 to 3 mg [51-52; 54]. The most commonly reported ROAs are oral and sublingual
32 [51-52; 54]. It is usually taken in association with other BZDs [52]. Fonazepam is a controlled substance on Schedule IV
33 of the Controlled Substances Act in the U.S.A. as a derivative of flunitrazepam [95].

34 35 **3.18. 4-chlorodiazepam**

36 **4-chlorodiazepam represents the 4-chloro-derivative of the internationally controlled substance**
37 **diazepam, from** which it differs due to the addition of a chloro substituent in the *para* or 4-position of the phenyl ring.
38 It is a positional isomer of another designer BZD, diclazepam (Ro5-3448 or 2'-chlorodiazepam) [136]. First studies
39 investigating **4-Chlorodiazepam** (aka Ro 5-4864) began in the mid-1960s and it was mentioned in a 1964 patent on
40 *‘Amino substituted benzophenone oximes and derivatives thereof’* [137]. The compound was researched for its
41 anticonvulsant profile against experimental seizures in mice [138]. Initial clinical studies using healthy volunteers

1 indicated **that 4-Chlorodiazepam** had a pharmacological effect comparable to that of diazepam [139]. It was further
2 investigated due to its binding and higher affinity to the translocator protein (TSPO), a peripheral-type BZD receptor,
3 even though it does not bind to central-type BZD receptors [139-141]. Research in rodents indicates that 4-
4 chlorodiazepam may exert analgesic, antidepressant, cardio-protective and neuro-protective effects [141-149]. A study
5 by Viegas *et al.* [145] indicated that there were several possible explanations for the neuro-protective effect of **4-**
6 **Chlorodiazepam** including modulation of the mitochondrial transmembrane potential protecting the neural cells from
7 damage by reactive species, prevention of apoptosis or regulation of steroid synthesis. **4-Chlorodiazepam is not**
8 **currently controlled under the 1971 United Nations Convention on Psychotropic Substances or the 1961 Single**
9 **Convention on Narcotic Drugs.**

10 4-chlorodiazepam has been first identified in a sample of 5 grams of off-white powder by the Slovenian National
11 Forensic Laboratory in Ljubljana. The sample was purchased from the Internet as part of the RESPONSE project and was
12 received on 10 May 2016, shipped from China. The substance was analytically confirmed by GC-MS, **HPLC-TOF**
13 **(Time-of-Flight High Performance Liquid Chromatography), FTIR-ATR (Spectrophotometry Infrared-**
14 **Attenuated total reflectance)**, GC-MS-IR-(condensed phase) and ion chromatography [9; 135; 152]. There are limited
15 clinically significant anecdotal reports from psychonaut fora. It has been described as having pro-anxiety and pro-
16 convulsive effects [54; 116].

17 18 ***3.19. Flunitrazolam***

19 **Flunitrazolam is a triazolo BZD, structurally related to the previously notified clonazolam**
20 **(clonitrazolam),** differing by the replacement of 2-chloro with 2-fluoro on the phenyl group. It is also the triazolo version
21 of the internationally controlled substance flunitrazepam [87; 150]. Flunitrazolam was discovered in the 1960s but it has
22 never been marketed [87]. No information about doses, effects, safety and tolerability has been published so far. However,
23 based on its structural similarity to other triazolo-BZDs, it has been supposed that the potency of flunitrazolam is higher
24 than of the already highly potent flunitrazepam [151]. A $t_{1/2}$ of around 8 hours in oral fluid is reported [87]. There are no
25 further data on its pharmacological and/or toxicological profile so far. **Flunitrazolam is not currently controlled under**
26 **the 1971 United Nations Convention on Psychotropic Substances or the 1961 Single Convention on Narcotic Drugs.**

27 Flunitrazolam was first identified by an analytical laboratory in Germany on 6 October 2016, although there was
28 seizure of 80 grey tablets in Sweden on 7 June 2016. The molecule has not been previously described in the scientific or
29 patent literature [9; 109; 135; 152]. There are limited clinically significant anecdotal reports from psychonaut fora. A
30 threshold dose is stated to be 0.3-0.4 mg, a low dose as 0.4-0.8 mg, a typical dose as 0.8-1.5 mg, and a high dose as 1.5-
31 3 mg [58]. Onset of symptomatology occurs within 10-30 minutes after oral intake, with effects lasting 4-5 hours and
32 after-effects for 1-16 hours; whilst after sublingual administration, symptoms start within 5-15 minutes, may last around
33 4-5 hours with after-effects present for 1-12 hours [58].

34 35 ***3.20. Bromazolam***

36 **Bromazolam is a triazolo-BZD structurally related to flubromazepam, from which it differs due to the**
37 **absence** of a fluorine in the 2-position on the phenyl ring. Bromazolam is also structurally similar to pyrazolam, where
38 the pyridinyl group has been replaced with a phenyl group. Moreover, bromazolam is the brominated version of the
39 internationally controlled substance alprazolam [115; 153]. **There are further data about clinical, pharmacological or**
40 **toxicological properties. Bromazolam is not currently controlled under the 1971 United Nations Convention on**
41 **Psychotropic Substances or the 1961 Single Convention on Narcotic Drugs.**

1 Bromazolam was first identified in a sample of 0.74 grams of yellow powder seized by Swedish Customs in
2 Stockholm on 3 August 2016. The substance was analytically confirmed by the Swedish National Forensic Centre using
3 GC-MS, **GC-IRD (Gas Chromatography with infrared detection)**, LC-HRMS and NMR [9; 135]. There are limited
4 clinically significant anecdotal reports from psychonaut fora. A low dose is 0.5-1 mg, a typical dose is 1-3 mg, and a high
5 dose is 3-5 mg or more [58]. Symptomatology onset occurs 15-45 minutes after oral intake, effects may last 5-8 hours
6 and after-effects for 1-12 hours after administration [58].

7 8 ***3.21. Norfludiazepam***

9 **Norfludiazepam is a BZD, structurally related to the internationally controlled substance diazepam, from**
10 **which** it differs due to the addition of a fluoro substituent in the *ortho* or 2-position of the phenyl ring and by the absence
11 of the methyl group attached to the amide in diazepam. It is also structurally related to the previously notified 4-
12 chlorodiazepam (Ro 5-4864), from which it differs due to the replacement of the chlorine in the 4-position on the phenyl
13 ring with a fluorine in the 2-position and the methyl group attached to the amide in 4-chlorodiazepam is also absent [74].
14 It is the active metabolite of flurazepam and fludiazepam and is used in the synthesis of midazolam, either as an
15 intermediate with 2-amino-5-chloro-2'-fluorobenzophenone as the starting substance or as the starting substance itself
16 [74; 136; 154]. Norfludiazepam has a significantly longer half-life compared to flurazepam (up to 24-74 hours) [154].
17 Research into norfludiazepam began in the mid-1960s [74]. No further pharmacological and toxicological data are
18 available. **There are no further data about clinical, pharmacological or toxicological properties. Norfludiazepam is**
19 **not currently controlled under the 1971 United Nations Convention on Psychotropic Substances or the 1961 Single**
20 **Convention on Narcotic Drugs.**

21 Norfludiazepam was first identified in 5 grams of white powder seized by Swedish Customs in Stockholm, on
22 22 November 2016, and in 50 orange tablets and in 1 gram of white powder by the Medical Center – University of
23 Freiburg, Institute of Forensic Medicine, Forensic Toxicology Department, Freiburg Germany, on 4 March 2016. The
24 substance was analytically confirmed by the Swedish National Forensic Centre using GC-MS [9; 135], There are no
25 clinically significant anecdotal reports from psychonaut fora describing clinical effects of norfludiazepam so far.

26 27 ***3.22. Ro 07-4065***

28 **Ro 07-4065 is structurally related to the internationally controlled substances diazepam and fludiazepam.**
29 **Ro 07-4065** differs from diazepam due to the addition of fluoro substituents in both the 2- and 6-positions on the phenyl
30 ring and differs from fludiazepam due to the additional fluoro-substituent in the 6-position on the phenyl ring. It is also
31 structurally related to norfludiazepam (Ro 5-3367), formally notified to the EMCDDA in January 2017, from which it
32 differs due to the additional fluoro-substituent in the 6-position on the phenyl ring and due to the addition of a methyl
33 group attached to the amide [10; 155]. Despite it being previously described in a 1972 patent, it is an extremely newly
34 marketed BZD, mainly used as a research tool to help determining the shape and function of the GABA receptor complex
35 [133-134; 156-157]. There is limited published information on its pharmacology and toxicology. The binding affinity of
36 Ro 07-4065 to GABA_A receptors has been predicted using in silico methods, such as for example artificial neural
37 networks, and being reported as 0.613 [133-134]. **There are no further data about clinical, pharmacological or**
38 **toxicological properties. Ro 07-4065 is not currently controlled under the 1971 United Nations Convention on**
39 **Psychotropic Substances or the 1961 Single Convention on Narcotic Drugs.**

40 Ro 07-4065 was firstly identified in 1 gram of pale beige powder seized by Swedish Customs at FedEx Arlanda,
41 Stockholm, on 14 March 2017 and notified as an NPS by Sweden to the EMCDDA in May 2017. The substance originated

1 by China and the sample was declared as a “sample for research” [155]. The substance was analytically confirmed by the
2 Swedish National Forensic Centre using GC-MS, GC-IRD, LC-HRMS and NMR [11; 135]. There are no clinically
3 significant anecdotal reports from psychonaut fora describing clinical effects of Ro 07-4065 so far.

4 5 **3.23. Thionordazepam**

6 **Thionordazepam is structurally related to internationally controlled nordazepam and alprazolam.**

7 Thionordazepam differs from nordazepam due to replacement of the oxygen with a sulphur and it differs from alprazolam
8 due to the absence of the 1,2,4-triazole moiety [158]. It was previously described in a 1963 patent by Hoffman-La Roche
9 [158]. Thionordazepam is used in the synthesis of alprazolam [159-160]. The analysis and identification of the starting
10 material and synthesis-related intermediates for alprazolam, including thionordazepam, using high performance thin layer
11 chromatography is reported in the literature [159]. There is no information available on the pharmacology and toxicology
12 of thionordazepam. **There are no further data about clinical, pharmacological or toxicological properties.**
13 **Thionordazepam is not currently controlled under the 1971 United Nations Convention on Psychotropic**
14 **Substances or the 1961 Single Convention on Narcotic Drugs.**

15 Thionordazepam was first identified in 2 grams of pale-yellow powder seized by Swedish Customs in Stockholm
16 on 20 June 2017. The substance was analytically confirmed by the Swedish National Forensic Centre using GC-MS, GC-
17 IRD, LC-HRMS and NMR [11]. There are no clinically significant anecdotal reports from psychonaut fora describing
18 clinical effects of thionordazepam so far.

19 20 **3.24. Methyl-clonazepam**

21 **Methylclonazepam is a 1,4-BZD, structurally related to clonazepam, being its N-methyl derivative, and to**

22 internationally controlled flunitrazepam, from which it differs due to the substitution of the fluorine atom present in
23 flunitrazepam with a chlorine atom [131]. Methylclonazepam also shares structural similarities with the previously
24 notified meclonazepam, diclazepam and cloniprazepam [161-163]. Synthesis of **Methylclonazepam** was originally
25 described by Sternbach et al. [131]. Behavioural effects of methyl clonazepam were compared with diazepam in rats and
26 mice [164]. Methylclonazepam showed relatively potent muscle relaxant and extremely potent anti-pentetrazol
27 convulsing action as compared to diazepam, even though it has been reported to be approximately 5-times more potent
28 than diazepam in impairing rotarod performance in mice [164]. Methylclonazepam exerted muscle relaxant action in the
29 rotarod method in rats and mice like clonazepam and nitrazepam and an anticonvulsant action like clonazepam [165].
30 Overall, it possesses a wider pharmacological spectrum than clonazepam, is almost equal in potency to nitrazepam and is
31 more potent than diazepam [165]. Methylclonazepam at a dose of 2.5 mg/kg showed depressant effect on the gamma
32 motor activity in rats. The depressant effects of a dose of 5.0 mg/kg lasted for more than 60 minutes [166].
33 Methylclonazepam produced sedation with a general drowsy pattern in the electroencephalogram in rabbits [167].
34 Furthermore, it has been also reported to exert both facilitative and depressive effects on paradoxical sleep in cats,
35 depending on the dose [168]. From a pharmacokinetic point of view, methylclonazepam has a long plasma $t_{1/2}$ (40 hours)
36 [83]. A double-blind, randomised cross-over study recruiting 18 inpatients affected with Generalized Anxiety Disorder
37 compared daily flexible doses (3-6 mg) of methylclonazepam vs 2.5 mg lorazepam vs placebo, by showing highly
38 significant superiority of both BZDs over placebo and a significant superiority of methylclonazepam over lorazepam on
39 the Hamilton Anxiety scale ($p < .001$), Clinical Global Impairment (CGI) ($p < .01$), without any significant differences in
40 side-effects [83]. **There are no further data about clinical, pharmacological or toxicological properties.**

1 **Methylclonazepam is not currently controlled under the 1971 United Nations Convention on Psychotropic**
2 **Substances or the 1961 Single Convention on Narcotic Drugs.**

3 Methylclonazepam was been first identified in 100 grams of pale-yellow powder seized by Swedish Customs in
4 Stockholm on 8 November 2017. The substance was analytically confirmed by the Swedish National Forensic Centre
5 using GC-MS, GC-IRD, LC-HRMS and NMR [11]. There are no clinically significant anecdotal reports from psychonaut
6 fora describing clinical effects of methylclonazepam so far.

7
8 ***3.25. Fluclozepam***

9 **Fluclozepam is a thienodiazepine, where the diazepine ring is fused to a thiophene, instead of to a benzene**
10 **ring, structurally related to internationally controlled brotizolam from which it differs in the halogen substituents at the**
11 **thiophene and phenyl ring. Moreover, fluclozepam also shares structural similarities with etizolam, formally notified to**
12 **the EMCDDA in December 2011, from which it differs due to the replacement of a phenyl ring at the thiophene.**
13 **Fluclozepam was mentioned in a 1974 patent on thienotriazolodiazepines [169]. There are no data about clinical,**
14 **pharmacological or toxicological properties. Fluclozepam is not currently controlled under the 1971 United**
15 **Nations Convention on Psychotropic Substances or the 1961 Single Convention on Narcotic Drugs.**

16 Fluclozepam was firstly seized in 94 pale green tablets by Swedish police in Gällivare, on 26 October 2017.
17 The substance was analytically confirmed by the Swedish National Forensic Centre using GC-MS, GC-IRD, LC-HRMS
18 and NMR [11]. It was also identified in 10 blotters seized by Danish customs at the Copenhagen International Post Office
19 on 25 October 2017 [11]. There is no information available on the pharmacology and toxicology of this substance, as
20 there are no published reports so far. Based on its chemical structure and similarity to brotizolam and etizolam, the
21 substance is expected to have sedative hypnotic effects [170]. There are limited clinically significant anecdotal reports
22 from psychonaut fora. A low dose is 0.25 mg, a typical dose is 0.25-0.5 mg, a high dose is 0.5-0.75 mg, whilst a heavy
23 effect is experienced after more than 0.75 mg [58]. Caution is strongly recommended at higher doses, with 2 mg being
24 considered a 'blackout dose' [171]. Onset of symptomatology occurs 10-30 minutes after oral intake, effects may last 6-
25 14 hours and after-effects for 1-36 hours after administration [58]. There are conflicting anecdotal reports on its dosage,
26 though claims have been made that it has an approximately 3-fold higher potency and a shorter $t_{1/2}$, compared to etizolam
27 [51; 58; 116; 171].

28
29 ***3.26. Tofisopam***

30 **Tofisopam is an atypical 2,3-benzodiazepine, which contains a stereogenic centre. Hence, it possesses owns**
31 **a S- and a R-enantiomer form [172-173]. Tofisopam is a BZD first developed in Hungary and authorised in some**
32 **European countries, marketed in the racemate form under the name Grandaxin[®], orally administered at 300 mg daily for**
33 **the treatment of neurotic and somatic disorders associated with tension, anxiety, vegetative disorders, lack of energy and**
34 **motivation, apathy, fatigue, depressed mood and alcohol withdrawal syndrome [174-175]. Moreover, tofisopam is**
35 **marketed in other international countries, such as Japan, India, Russia etc. [176-177]. Pellow et al. [178] described its**
36 **behavioural and biochemical profile, in both animals and humans. Tofisopam does not act on the BZD site of the GABA**
37 **receptor but has a good anxiolytic activity without having appreciable sedative, anticonvulsant, amnestic, or muscle-**
38 **relaxant effects in humans [179-180]; whilst it completely lacked anxiolytic and anticonvulsant properties in animals**
39 **[178]. In addition, it appears to exert mixed dopamine agonist and antagonist-like properties in several *in vivo* and *in vitro***
40 **animal tests [181]. Moreover, under some circumstances, tofisopam may demonstrate stimulant properties as well [178;**
41 **182]. Tofisopam has multiple selective phosphodiesterase (PDE)-inhibiting actions (i.e. at PDE_{4A1}, PDE_{10A1}, PDE₃ and**

1 PDE_{2A3}) which are being actively evaluated for managing negative and cognitive symptoms of schizophrenia [176; 180;
2 183-184]. Furthermore, it does not impair psychomotor and intellectual performance, like other BZDs and it has a potent
3 capability in alleviating vegetative symptoms accompanying anxiety disorders [182; 185-188]. Due to these
4 pharmacodynamic properties, tofisopam has been considered as an atypical BZD [178; 183]. Tofisopam is rapidly
5 absorbed from the intestinal tract, peak plasma concentrations are reached within 1-1.5 hours in humans [189]. After oral
6 absorption, it undergoes extensive first-pass hepatic metabolism, mainly by demethylation, and has a t_{1/2} of around 6-8
7 hours [190]. Hatayama et al. [191] described an hypouricemic effect after 2-3 hours following oral administration of
8 tofisopam (300 mg daily) comparable or greater than that of losartan and/or fenofibrate; hence, it may be suggested in
9 patients with hyperuricemia and/or gout with concomitant autonomic dysfunction symptoms. **There are no further data**
10 **about clinical, pharmacological or toxicological properties. Tofisopam is not currently controlled under the 1971**
11 **United Nations Convention on Psychotropic Substances or the 1961 Single Convention on Narcotic Drugs.**

12 Tofisopam was firstly identified in 80 white tablets, labelled as ‘GRANDAX’, seized in blister packs by Swedish
13 Customs in Malmö on 22 November 2017. The substance was analytically confirmed using GC-MS, NMR and LC-
14 HRMS by the Swedish National Forensic Centre [11]. There is considerable information available on the pharmacology,
15 toxicology and clinical profile of this substance, as there are some published reports on tofisopam, particularly focusing
16 on its anxiolytic properties and alleviating effects on gastrointestinal functional or psychosomatic disorders [177; 182;
17 185-188; 192-194]. A Japanese retrospective observational study carried out on a sample of patients affected with
18 functional dyspepsia described a significant improvement (p<.05) at the Gastrointestinal Symptom Rating Scale (GSRS)
19 total score, the State-Trait Anxiety Inventory (STAY) total score, and the Zung Self-rating Depression Scale (SDS) total
20 score, and at the following GSRS domains: abdominal pain, indigestion and constipation [177]. A case-report described
21 a clinically significant efficacy of tofisopam in the treatment of paroxysmal supraventricular tachycardia [194]. There are
22 significant anecdotal reports on psychonaut fora which describe a “*relaxing effect*” with “*excellent concentration,*
23 *motivation and sociability, without any muscle relaxant or any sedative or amnesic properties and without any apparent*
24 *withdrawal effects*” [51; 116].

25 26 3.27. Flualprazolam

27 **Flualprazolam is a 1,2,4-triazolobenzodiazepine, where the diazepine ring is fused to a triazole**
28 ring. Flualprazolam is the 2-fluoro derivative of alprazolam and it differs from triazolam by replacement of the chlorine
29 with fluorine at the 2-position (*ortho* position) on the phenyl ring attached to the benzodiazepine moiety. Both substances,
30 alprazolam and triazolam, are under international control. Flualprazolam is also structurally related to flubromazolam,
31 formally notified to the EMCDDA in 2014 [152], from which it differs due to the replacement of bromine with chlorine
32 at the 8-position on the benzodiazepine moiety [96; 195]. The synthesis of flualprazolam has been previously described
33 [96; 195-196]. Based on its chemical structure and similarity to alprazolam and triazolam the substance is expected to
34 have sedative and hypnotic effects. The 1,4-triazolo ring present in triazolobenzodiazepines prevents the oxidative
35 metabolism of classical BZDs (i.e., diazepam), which results in formation of active metabolites with long elimination t_{1/2}
36 [197]. In some of the pharmacological tests conducted on mice, flualprazolam was reported to be active at doses of less
37 than 10 µg/kg [96]. **There are no further data about clinical, pharmacological or toxicological properties.**
38 **Flualprazolam is not currently controlled under the 1971 United Nations Convention on Psychotropic Substances**
39 **or the 1961 Single Convention on Narcotic Drugs.**

40 Flualprazolam was first identified in 89.8 grams of pale beige powder seized by Swedish police in Linköping on
41 29 November 2017. The substance was analytically confirmed using GC-MS, LC-HRMS and NMR by the Swedish

1 National Forensic Centre [11]. It was also identified in 1 gram of yellow powder, collected by the Slovenian National
2 Forensic Laboratory in Ljubljana, purchased from the Internet, as part of the RESPONSE 2 project and was received on
3 3 January 2018. The price was 129 US dollars per 1 gram and the sample was advertised as flualprazolam. The substance
4 was analytically confirmed using GC-MS, HPLC-TOF, IC, FTIR-ATR, GC-(MS)-IR condensed phase at the Slovenian
5 National Forensic Laboratory and by NMR at the Faculty of Chemistry and Chemical technology, University of Ljubljana
6 [10]. There is limited information available on the pharmacology and toxicology of this substance, as there are not
7 published reports so far. However, in a recent report by WHO ECDD on flualprazolam, more than 25 deaths with
8 confirmed exposure to flualprazolam and around 30 non-fatal poisonings with suspected exposure have been reported so
9 far [12]. The presence of this molecule in material seized in relation to an ‘anesthesia robbery’ case has recently been
10 reported [198]. There are limited clinically significant anecdotal reports from psychonaut fora. A longer half-life and
11 higher potency compared to alprazolam is reported, with strong and heavy effects after oral intake of 0.5-1 mg and 1-2
12 mg respectively [58]. Symptomatology occurs 10-30 minutes after oral intake, effects may last 6-14 hours and after-
13 effects for 36 hours [58]. Flualprazolam appears to be marketed as ‘fake’ alprazolam (labelled as ‘Xanax®’ or Xanor
14 tablets) and some psychonauts defined it as the “*king of the RC benzos*” (i.e. the king of the research chemicals
15 benzodiazepines) [54; 199-200].

16 3.28. Clobromazolam/Phenazolam

17 **Clobromazolam is a 1,2,4-triazolobenzodiazepine, where the diazepine ring is fused to a triazole**
18 **ring. Clobromazolam is the 2-chloro derivative of bromazolam and shares structural similarities**
19 **with clonazolam and flubromazolam, formally notified to the EMCDDA in 2016, 2015 and 2014 respectively**
20 **[152]. Clobromazolam is structurally related to the internationally controlled substances phenazepam, alprazolam and**
21 **triazolam. The synthesis of clobromazolam (compound V) has been previously described in the literature; it differs from**
22 **triazolam due to replacement of chlorine with bromine at the 8-position on the **benzodiazepine moiety** [201]. It has been**
23 **pharmacologically evaluated following oral administration in mice and reported as “*very potent in pharmacological tests***
24 **for anticonvulsant, central depressant and discoordination activity in mice”, with strong central depression, ataxia and**
25 **convulsive reactions at doses of **0.2-1 g/kg**, with symptoms lasting more than 24 hours [201]. The acute toxicity of**
26 **clobromazolam was found to be very low in mice and, compared to triazolam, it has a similarly low toxicity with a similar**
27 **anticonvulsant effect towards pentetrazol, with 25% of the triazolam activity in the test of electroshock, 12% of the**
28 **locomotor inhibiting effect and 40% of the discoordination activity [201]. **There are no further data about clinical,****
29 **pharmacological or toxicological properties. Clobromazolam is not currently controlled under the 1971 United**
30 **Nations Convention on Psychotropic Substances or the 1961 Single Convention on Narcotic Drugs.**

31 Clobromazolam was first identified in 20 white capsules containing white powder seized by Swedish Police in
32 Luleå on 11 March 2016 [11]. The substance was analytically confirmed using GC-MS, LC-HRMS and NMR by the
33 Swedish National Forensic Centre [11]. There is limited information available on the pharmacology and toxicology of
34 this substance, as there are no published reports so far. There are no clinically significant anecdotal reports from
35 psychonaut fora describing clinical effects of clobromazolam so far.

36 3.29. Bentazepam

37 **Bentazepam is a thienodiazepine which differs from the previous notified thienodiazepines (i.e., etizolam,**
38 **metizolam and fluclozepam) due to the presence of a cyclohexane fused to the thiophene instead of a triazole [201].**
39 Bentazepam was used in the manufacture of a medicinal product for human use authorized in Spain and marketed as
40
41

1 Tiadipona[®] (marketing authorization suspended on 6 March 2019) [202]. It exerts anxiolytic, anticonvulsant, sedative
2 and muscle relaxant effects [203-204]. Its peak plasma concentration is reached within 1-3 hours after oral administration
3 and it has a $t_{1/2}$ of approximately 3.3 hours [202]. Hepatitis and severe liver damage have also been associated with
4 bentazepam [205-209]. **There are no further data about clinical, pharmacological or toxicological properties.**
5 **Bentazepam is not currently controlled under the 1971 United Nations Convention on Psychotropic Substances or**
6 **the 1961 Single Convention on Narcotic Drugs.**

7 Bentazepam was firstly seized by the Swedish Police, on 3 March 2014, in Borlänge in a sample of 6 white round
8 tablets. The substance was identified by the Swedish National Forensic Centre using GC-MS and reference material [110].
9 There are limited clinically significant anecdotal reports from psychonaut fora. A low dose is 15-30 mg, a typical dose is
10 30-50 mg whilst a strong effect is experienced with 50-75 mg or more [58]. Symptomatology happens 15-45 minutes
11 after oral intake, effects may last 3-6 hours and after-effects for 1-8 hours after administration [58].

12 13 **4. Discussion**

14 During recent years, the advent of NPS and the dissemination of internet purchasing has meant that some BZDs,
15 that are not licensed in most countries, but which remain available in some others (i.e., Russia and ex-Soviet Union states),
16 began to appear more widely and frequently in the NPS market as '*legal and without medical prescription alternative*' to
17 the common regulated pharmaceutical BZDs (i.e., phenazepam, etizolam, etc.). However, beside these BZDs, there are
18 also completely new and recently synthesised NPS BZDs (i.e., pyrazolam, flubromazepam, etc.), some of them were
19 previously research trial compounds whose development did not proceed to clinical use [79; 210]. These compounds are
20 sold as tablets, powder, pellets, capsules or blotters, and recently liquids under their own names, at very affordable prices
21 [37; 211-212]. **They are usually administered orally, intramuscularly, intravenously or insufflated nasally, or**
22 **inhaled by smoking or vaporisation; occasionally rectally** [70; 152; 211]. Most designer BZDs possess a liver
23 metabolism, primarily by oxidative metabolism mediated by the CYP450 family, mainly CYP3A4 [152]. One of the
24 major issues and concerns related to the emergence of NPS BZDs is that there is no guarantee of the quality of their
25 composition and purification and, hence, most NPS consumers may be inadvertently taking not that BZD labelled but
26 another compound (belonging or not to the BZD family) and potentially many times more harmful than expected, due to
27 the lack of information regarding drug-drug interactions. In fact, some of them are also sold on the illicit drug market as
28 counterfeit forms of other traditional/pharmaceutical BZDs (e.g., diazepam, alprazolam, etc.), which may increase the
29 risk of unintentional overdose and intoxication [9-10; 170]. Furthermore, there have been sporadic reports of the use of
30 these designer BZDs as either adulterants or diluents in heroin or other synthetic opioids or cannabinoids, with consequent
31 respiratory depression documented [8; 213-214].

32 Designer BZDs began to appear as recreational drugs/NPS around 2007 [68; 152; 215]. Between 2012 and 2019,
33 new compounds classified as 'designer BZDs' started to be distributed by online retailers, mostly labelled as 'research
34 chemicals' [10]. Some of these compounds are extremely powerful, also at lower dosages (i.e., flubromazolam) [152;
35 215]. **Indeed, psychonauts boosted the NPS market and shaped the drug market overall, by increasing NPS,**
36 **including designer BZDs, popularity and interest by posting technical and accurately descriptive trip reports on**
37 **the web. In fact,** the increasing interest towards the 'psychonauts' world', and contextually towards online platforms,
38 specifically designed and disseminated as "pro-drug" virtual informative centers for e-psychonauts, facilitated the
39 exchange of pharmaceutical and clinical 'dirty' (aka 'unsafe', 'unverified') information about NPS in general, and,
40 specifically, on designer BZDs [216-218]. However, there is currently a "dramatic gap" in the information flow amongst
41 clinicians working in the Addiction and/or in Mental Health services, as this gap is represented by the information

1 available on the surface (i.e., mainly derived by the information provided by EMCDDA/other drug monitoring systems
2 and literature) and those ‘hidden’ (i.e., accessible mainly amongst NPS consumers, as shared/posted by themselves; hence,
3 mainly available online but not always ‘verified’). Moreover, it is assumed that clinicians working in Mental Health and
4 **Addiction Services may “underestimate” the real number of designer BZDs consumers and, hence, they may not**
5 **collect clinically relevant data on their clinical, pharmacological and toxicological effects. This consideration**
6 **mainly derived by the fact that there are not so far published epidemiological data on this relatively new emerging**
7 **phenomenon, as it may be difficult to collect data for several reasons here listed: a) most designer BZDs are**
8 **extremely new and unknown by clinicians who do not ask for that specific compound to their patients; b) most**
9 **consumers (mainly those who buy drugs/NPS, including designer BZDs online) may not completely aware if they**
10 **are taking traditional or designer BZDs which are frequently sold as counterfeit of traditional BZDs; c) most NPS**
11 **consumers may not completely aware if they are taking designer BZDs as they are mainly contained as adulterants,**
12 **etc. in NPS packages without specifying they are mixed with synthetic opioids/cannabinoids, etc.**

13 Overall, the effects of designer BZDs largely vary depending on the dose(s) consumed, the route of
14 administration and combination with other drugs/medicaments/substances. However, information on the effects of these
15 designer BZDs are largely limited to self-reported experiences coming from online trip reports and limited case-reports
16 and/or case-series [37; 152; 170; 216]. By analogy to traditional BZDs, the desired effects may include sociability, muscle
17 relaxation, sleep-inducing and anxiolytic effects, as reducer of chronic pain, and nervousness. At lower doses, BZDs may
18 cause drowsiness, fatigue and lethargy; whilst, at higher doses motor coordination disorders, mood swings, dizziness and
19 sometimes euphoria have been reported [152]. The use of BZDs, including ‘designer benzos’ varies from country to
20 country, even within the UK. So, whilst ‘traditional’ BZDs account for most of BZD-related fatalities in Northern Ireland,
21 in Scotland it is NPS varieties that dominate not only the BZD-related poisoning deaths, but all drug-poisoning related
22 ones. For example, nearly 95% of all NPS-related deaths registered in Scotland during the period 2013-8 involved BZD
23 analogues (unpublished data from National Records of Scotland). **Furthermore, dependence and tolerance have been**
24 **documented as well as withdrawal syndrome after abrupt discontinuation [150; 152; 219]. In fact, designer BZDs,**
25 **like traditional ones, play an integral role in the reinforcing and addictive properties through the GABA_A receptors**
26 **in the mesolimbic dopaminergic pathway, by determining the onset of a tolerance and a physical and psychological**
27 **dependence [219].**

28 *Limitations of the present study*

29 **Therefore, the great limitation of the present overview arises from the fact that the information search**
30 **strategy has been mainly performed on those designer BZDs so far notified to EMCDDA and not strictly limited**
31 **to all designer BZDs currently available on the NPS market. The ongoing ‘NPS finder’ project performed by our**
32 **research team is working to develop a useful online tool able to identify a much larger number of NPS, including**
33 **BZDs, by specifically focussing on psychonauts’ entries only. Therefore, one of the major limitation of our work is**
34 **directly related to these ‘information’ and ‘search strategy’ biases which indeed limit the reliability of the findings**
35 **collected here. In addition, most data here discussed mainly derive from cases of intoxications (i.e., subjects coming**
36 **to the emergence departments due to health risky reactions following designer BDZs intake) or trip experiences**
37 **collected through a netnographic approach on the web.**

38 **5. Conclusions**

1 BZDs are a class of drugs widely prescribed for the short-term treatment of anxiety, epilepsy, muscle spasm,
2 alcohol withdrawal and insomnia. However, BZDs can also be misused and/or abused by various substance user groups,
3 mainly in combination with other drugs of abuse (e.g., opioids, psychostimulants, etc.) [152; 215]. Their wide application
4 and use facilitates the diffusion and growth of an extensive interest in research around their chemical structures,
5 pharmacological properties and clinical effects, by incentivising the development of a wide variety of active compounds
6 that did not obtain marketing authorisation and which are now being rediscovered and sold online as ‘legal alternatives
7 to the prescribed-only BZDs’, becoming indeed NPS (aka ‘designer/synthetic/new BZDs’) [10]. **Despite limited**
8 **information so far available for most of these ‘designer BZDs’, a recent trend in the NPS market appears to be a**
9 **greater diffusion of this class [10]. One could argue that a possible explanation may depend on country, i.e. in some**
10 **countries such as the UK it is indeed extremely difficult to be prescribed with BZDs; other explanations could be**
11 **that this dramatic increased trend is related to higher rates of anxiety disorders, particularly amongst substances**
12 **users, and an increased number of subjects who self-medicate [220]. Furthermore, designer BZDs may represent**
13 **a target of interest as well for those subjects who commonly abuse other substances (i.e., opioids, psychostimulants,**
14 **etc.). The recent increase in the dissemination and seizures of this new NPS class, observed during the last several**
15 **years, poses a great concern regarding health risks associated with their intake, particularly amongst those**
16 **vulnerable subjects who consume other substances [211; 221]. In fact, combining designer BZDs with other drugs**
17 **(e.g., ethanol, marijuana, stimulants, opioids, and other psychoactive substances) can prove to be risky, especially**
18 **as there are no reliable data about any possible synergic and antagonistic effects.**

19 **Therefore, further clinical research should be conducted within this field in order to better identify and**
20 **prevent potential risky behaviours and attenuate (if not actually eliminate) health risks associated with the intake**
21 **of these designer/synthetic/new BZDs. A preventive and informative campaign should be aimed at clinicians and**
22 **mental health professionals as well as amongst drug users about this new class of BZDs.**

23 24 References

25 **[1] Stahl, S. Stahl’s Essential Psychopharmacology: Neuroscientific Basis & Practical Applications. 4rd ed.**
26 **Cambridge University Press, 2013.**

27
28 **[2] Tan, K.R.; Rudolph, U.; Lüscher, C. Hooked on benzodiazepines: GABAA receptor subtypes and addiction.**
29 **Trends Neurosci. 2011, 34 (4), 188–197. Doi: 10.1016/j.tins.2011.01.004.**

30
31 **[3] Bellantuono, C.; Balestrieri, M. Psicofarmacoterapia. In: Balestrieri M., Bellantuono C, Berardi D, Di**
32 **Giannantonio M, Rigatelli M, Siracusano A, Zoccali RA (Eds.). 2nd ed. Il Pensiero Scientifico Editore, Roma, 2014.**

33
34 **[4] Greenblatt, H.K.; Greenblatt, D.J. Designer Benzodiazepines: A Review of Published Data and Public Health**
35 **Significance. Clin Pharmacol Drug Dev., 2019, Apr;8(3), 266-269. Doi: 10.1002/cpdd.667.**

36
37 **[5] Fukasawa, T.; Suzuki, A.; Otani, K. Effects of Genetic Polymorphism of Cytochrome P450 Enzymes on the**
38 **Pharmacokinetics of Benzodiazepines. J Clin Pharm Therap, 2007, 32, 333-341.**

39
40 **[6] Dear, J.W.; Bateman, D.N. Benzodiazepines. Medicine., 2016, 44, 145.**

- 1 [7] Moosmann, B.; Bisel, P.; Auwärter, V. Characterization of the designer benzodiazepine diclazepam and preliminary
2 data on its metabolism and pharmacokinetics. *Drug Test Anal.*, **2014**, Jul-Aug;6(7-8), 757-763. Doi: 10.1002/dta.1628.
3
- 4 [8] Moosmann, B.; King, L.A.; Auwärter, V. Designer benzodiazepines: A new challenge. *World Psychiatry*. **2015**,
5 Jun;14(2), 248. Doi: 10.1002/wps.20236.
6
- 7 [9] United Nations Office on Drugs and Crimes (UNODC). Global SMART Update Volume 18, Non-medical use of
8 benzodiazepines: a growing threat to public health? (2019).
9 https://www.unodc.org/documents/scientific/Global_SMART_Update_2017_Vol_18.pdf (Accessed Oct 6, 2019).
10
- 11 [10] European Monitoring Centre for Drugs and Drug Addiction (EMCDDA). European Drug Report 2019: Trends and
12 Developments (2019). Publications Office of the European Union, Luxembourg.
13 [Http://www.emcdda.europa.eu/system/files/publications/11364/20191724_TDAT19001ENN_PDF.pdf](http://www.emcdda.europa.eu/system/files/publications/11364/20191724_TDAT19001ENN_PDF.pdf) (Accessed Oct 6,
14 2019).
15
- 16 [11] European Monitoring Centre for Drugs and Drug Addiction (EMCDDA). The misuse of benzodiazepines among
17 high-risk opioid users in Europe (2015). Publications Office of the European Union, Luxembourg.
18 [Http://www.emcdda.europa.eu/system/files/publications/2733/Misuse%20of%20benzos_POD2015.pdf](http://www.emcdda.europa.eu/system/files/publications/2733/Misuse%20of%20benzos_POD2015.pdf) (Accessed Oct
19 6, 2019).
20
- 21 [12] World Health Organization (WHO). Critical Review Report: flualprazolam. Expert Committee on Drug Dependence
22 Forty-Second Meeting. Geneva, 21-25 October 2019. [https://www.who.int/medicines/access/controlled-](https://www.who.int/medicines/access/controlled-substances/Final_Flualprazolam.pdf?ua=1)
23 [substances/Final_Flualprazolam.pdf?ua=1](https://www.who.int/medicines/access/controlled-substances/Final_Flualprazolam.pdf?ua=1) (Accessed Oct 15, 2019).
24
- 25 [13] Darbinian, T.M.; Papin, A.A.; Vagina, M.A.; Petrov, O.V. Comparative study of the sedative and tranquilizing effect
26 of phenazepam and seduxen and their influence on human evoked brain potentials. *Farmakologija Toksikologija.*, 1979,
27 42, 592-597.
28
- 29 [14] Zakusov, V.V. New psychotropic phenazepam preparation. *Pharm Chem J (Ussr).*, **1979**, 13, 1094-1097.
30
- 31 [15] Sozinov, V.A.; Rudenko, O.P.; Zinkovskii, V.G.; Golovenko, N.Y.; Lisitsyna, A.L. Synthesis of hydrogenated
32 analog of phenazepam. *Pharm Chem J (Ussr).*, **1984**, 18, 721-725.
33
- 34 [16] Rafstedt, K.; Hultén, P.; Brusiu, K. Phenazepam as a drug of abuse-high frequency of prolonged symptoms. *Clin*
35 *Toxicol.*, **2009**, 47, 436-510.
36
- 37 [17] Johnson, W. Phenazepam in Wisconsin drivers. In: Annual meeting of the Society of Forensic Toxicologist. 2010;
38 Richmond, Virginia, USA.
39
- 40 [18] Baselt, R.C. *Disposition of toxic drugs and chemicals in man*, 5th Ed.; Seal Beach, California: Biomedical
41 Publications; **2011**, 1320-1321.

- 1
- 2 [19] Maskell, P.D.; Paoli, G.D.; Seetohul, L.N.; Pounder, D.J. Phenazepam is currently being misused in the UK. *BMJ*,
3 **2011**, 343, d4207.
- 4
- 5 [20] European Monitoring Centre for Drugs and Drug Addiction (EMCDDA). Country Overview: Moldova (2009).
6 Publications Office of the European Union, Luxembourg. [Http://www.emcdda.europa.eu/publications/country-](http://www.emcdda.europa.eu/publications/country-overviews/md)
7 [overviews/md](http://www.emcdda.europa.eu/publications/country-overviews/md) (Accessed Oct 6, 2019).
- 8
- 9 [21] European Monitoring Centre for Drugs and Drug Addiction. European Legal Database on Drugs (2011). Publications
10 Office of the European Union, Luxembourg. [http:// www.emcdda.europa.eu/eldd](http://www.emcdda.europa.eu/eldd) (Accessed Oct 6, 2019).
- 11
- 12 [22] Drugs-Forum. Legal status of phenazepam around the world (2019). [Https://drugs-](https://drugs-forum.com/forum/showwiki.php?title1/4Phenazepam)
13 [forum.com/forum/showwiki.php?title1/4Phenazepam](https://drugs-forum.com/forum/showwiki.php?title1/4Phenazepam) (Accessed Oct 6, 2019).
- 14
- 15 [23] Advisory Council on the Misuse of Drugs (ACMD). Phenazepam advice. Letter from chair of ACMD to Minister of
16 State for Crime Prevention and ASB reduction (2011). [Http://www.homeoffice.gov.uk/publications/agencies-public-](http://www.homeoffice.gov.uk/publications/agencies-public-bodies/acmd1/acmd-advice-phenazepam?view=Binary)
17 [bodies/acmd1/acmd- advice-phenazepam?view=Binary](http://www.homeoffice.gov.uk/publications/agencies-public-bodies/acmd1/acmd-advice-phenazepam?view=Binary) (Accessed Oct 6, 2019).
- 18
- 19 [24] Home Office (2011). Import ban of new 'legal high' phenazepam introduced. Home Office, London.
20 [Https://www.gov.uk/government/news/import-ban-of-new-legal- high-phenazepam-introduced](https://www.gov.uk/government/news/import-ban-of-new-legal-high-phenazepam-introduced) (Accessed Oct 6, 2019).
- 21
- 22 [25] Home Office (2012). Circular: a change to the Misuse of Drugs Act 1971. Home Office circular 014/2012 A Change
23 to the Misuse of Drugs Act 1971: control of pipradrol-related compounds and phenazepam.
24 [Https://www.gov.uk/government/publications/a-change-to-the-misuse-of-drugs-act-1971- control-of-pipradrol-related-](https://www.gov.uk/government/publications/a-change-to-the-misuse-of-drugs-act-1971-control-of-pipradrol-related-compounds-and-phenazepam)
25 [compounds-and-phenazepam](https://www.gov.uk/government/publications/a-change-to-the-misuse-of-drugs-act-1971-control-of-pipradrol-related-compounds-and-phenazepam) (Accessed Oct 6, 2019).
- 26
- 27 [26] Lillsunde, P.; Gunnar, T. Drugs and driving: the Finnish perspective. *Bull Narc.*, **2005**, 57 (1 and 2), 213-219.
- 28
- 29 [27] Gjerde, H.; Christophersen, A.S.; Normann, P.T.; Morland, J. Toxicological investigations of drivers killed in road
30 traffic accidents in Norway during 2006-2008. *Forensic Sci Int.*, **2011**, 212 (1-3), 102-109.
- 31
- 32 [28] Kriikku, P.; Wilhelm, L.; Rintatalo, J.; Hurme, J.; Kramer, J.; Ojanperä, I. Phenazepam abuse in Finland: findings
33 from apprehended drivers, post-mortem cases and police confiscations. *Forensic Sci Int.*, **2012**, Jul 10, 220(1-3), 111-
34 117. Doi:10.1016/j.forsciint.2012.02.006.
- 35
- 36 [29] Zherdev, V.P.; Caccia, S.; Garattini, S.; Ekonomov, A.L. Species differences in phenazepam kinetics and
37 metabolism. *Eur J Drug Metab Pharmacokinet.*, **1982**, 7(3), 191-196.
- 38
- 39 [30] Mykkanen, S.; Gunnar, T.; Ariniem, K.; Lillsunde, P.; Krasnova, R. Quantitation of phenazepam in blood by GC-
40 eMS in positive drug-driving cases in Finland. In: The annual meeting of the Society of Forensic Toxicologists, **2004**,
41 Washington DC, USA.

- 1
2 [31] Mrozkowska, J.; Vinge, E., Boma, C. Missbruk av fenazepam - ny företeelse i Sverige [Abuse of phenazepam - new
3 phenomenon in Sweden]. *Larkartidningen.*, **2009**, 106, 516-517.
4
5 [32] Bailey, K.; Richards-Waugh, L.; Clay, D.; Gebhardt, M.; Mahmoud, H.; Kraner, J.C. Fatality involving the ingestion
6 of phenazepam and poppy seed tea. *J Anal Toxicol.*, **2010**, 34(8), 527-532.
7
8 [33] Volgram, J.; Khdasevitsch, T. A fatal case due to phenazepam. *Bull Int Assoc Forensic Toxicologists.*, **1999**, 29(4),
9 13.
10
11 [34] Boone, C. Exotic drug leaves Cherokee teen dead, 3 friends hospitalized. (2010). *Cherokee County News* (20
12 September 2010). [Http://www.ajc.com/news/news/local/exotic-drug-leaves-cherokee-teen-dead-3-friends- ho/nQkNR/](http://www.ajc.com/news/news/local/exotic-drug-leaves-cherokee-teen-dead-3-friends- ho/nQkNR/)
13 (Accessed Oct 6, 2019).
14
15 [35] Corkery, J.M.; Schifano, F.; Ghodse, H. UK fatality involving phenazepam. *BMJ.*, **2011**, 343, d4207.
16
17 [36] Yip, T.; Martin, A.; Scott, K.S. Phenazepam abuse in the West of Scotland 2009-2011. In: UKIAFT Annual Meeting.
18 **2011**; Aberdeen, Scotland.
19
20 [37] Corkery, J.M.; Schifano, F.; Ghodse, A.H. Phenazepam abuse in the UK: an emerging problem causing serious
21 adverse health problems, including death. *Hum. Psychopharmacol.*, **2012**, 27 (3), 254–261. Doi: 10.1002/hup.2222.
22
23 [38] Corkery, J.; Claridge, H.; Loi, B.; Goodair, C.; Schifano, F. Drug-related deaths in the UK: January-December 2012.
24 Annual Report 2013, National Programme on Substance Abuse Deaths (NPSAD). (2013). St George's, University of
25 London. [Http://www.sgul.ac.uk/research/population-health/our-projects/national-programme-on- substance-abuse-](http://www.sgul.ac.uk/research/population-health/our-projects/national-programme-on- substance-abuse-)
26 [deaths](http://www.sgul.ac.uk/research/population-health/our-projects/national-programme-on- substance-abuse-) (Accessed Oct 6, 2019).
27
28 [39] Dargan, P.I.; Davies, S.; Puchnarewicz, M.; Johnston, A.; Wood, D.M. First reported case in the UK of acute
29 prolonged neuropsychiatric toxicity associated with analytically confirmed recreational use of phenazepam. *Eur J Clin*
30 *Pharmacol.*, **2013**, 69(3), 361-363.
31
32 [40] National Records of Scotland. (2014). Drug-related deaths in Scotland in 2013. [http://www.gro-](http://www.gro-scotland.gov.uk/statistics-and-data/statistics/statistics-by-theme/vital-events/deaths/drug-related-deaths-in-scotland/2013)
33 [scotland.gov.uk/statistics-and-data/statistics/statistics-by-theme/vital-events/deaths/drug-related-deaths-in-](http://www.gro-scotland.gov.uk/statistics-and-data/statistics/statistics-by-theme/vital-events/deaths/drug-related-deaths-in-scotland/2013)
34 [scotland/2013](http://www.gro-scotland.gov.uk/statistics-and-data/statistics/statistics-by-theme/vital-events/deaths/drug-related-deaths-in-scotland/2013) (Accessed Oct 6, 2019).
35
36 [41] Barnsdale L, Gordon R, McAuley A. The National Drug-Related Deaths Database (Scotland) Report: Analysis of
37 deaths occurring in 2013. (2015). [Http://www.isdscotland.org/Health-Topics/Drugs-and-Alcohol-](http://www.isdscotland.org/Health-Topics/Drugs-and-Alcohol-Misuse/Publications/2015-04-28/2015-04-28-NDRDD-Report.pdf)
38 [Misuse/Publications/2015- 04-28/2015-04-28-NDRDD-Report.pdf](http://www.isdscotland.org/Health-Topics/Drugs-and-Alcohol-Misuse/Publications/2015-04-28/2015-04-28-NDRDD-Report.pdf) (Accessed Oct 6, 2019).
39
40 [42] McAuley, A.; Hecht, G.; Barnsdale, L.; Thomson, C.S.; Graham, L.; Priyadarshi, S., Robertson, J.R. Mortality related
41 to novel psychoactive substances in Scotland, 2012: an exploratory study. *Int J Drug Policy.* **2015**, 26(5), 461-467.

1

2 [43] Shearer, K.; Bryce, C.; Parsons, M.; Torrance, H. Phenazepam: A review of medico-legal deaths in South Scotland
3 between 2010 and 2014. *Forensic Sci Int.* **2015**, 254, 197-204.

4

5 [44] Luzhnikov, E.A.; Sukhodolova, G.N.; Ostapenko, Y.N.; Kovalenko, L.A.; Dolginov, D.M. Clinical toxicometry of
6 acute poisonings by fenazepam in older children. *Clin Toxicol.*, **2010**, 48, 282.

7

8 [45] Aleksandrovskiy, Y.A.; Kraznov, V.N.; Neznanov, L.V.; Romasenko, L.V. Efficacy of etifoxine versus phenazepam
9 in treatment of patients with adjustment disorders (open-label randomized controlled trial). *Russian J Psychiatry.*, **2010**,
10 1, 74-8.

11

12 [46] Ali, A.; Jerry, J.M.; Khawam, E.A. Delirium induced by a new synthetic legal intoxicating drug: phenazepam.
13 *Psychosomatics.*, **2015**, 56(4), 414-418.

14

15 [47] Bogatskii, A.V.; Golovenko, Y.; Zinkovskii, V.G. Intrahepatic circulation of 14C-phenazepam and its metabolites
16 in albino rats. *Bull Exp Biol Med.*, **1980**, 89(1), 32-35.

17

18 [48] Kopanitsa M.V.; Zbarska, S.M.; Boychuk, Y.; Krishtal, O.A. Modulation of GABA-activated currents by
19 phenazepam and its metabolites in isolated rat Purkinje neurons. *Neurophysiology.*, **2000**, 32(3), 192.

20

21 [49] Dorofeyeva, O.A.; Syunyakov, S.A.; Neznamov, G.G. Comparative analysis of different phenazepam formulations.
22 In: Regional congress of the World Psychiatric Association. Petersburg, **2010**, 83.

23

24 [50] Maskell, P.D.; De, P.G.; Nitin, S.L.; Pounder, D.J. Phenazepam: the drug that came in from the cold. *J Forensic Leg*
25 *Med.*, **2012**, 19(3), 122-125.

26

27 [51] Bluelight.org. <https://www.bluelight.org> (Accessed Oct 6, 2019).

28

29 [52] Erowid.org. <https://www.erowid.org> (Accessed Oct 6, 2019).

30

31 [53] Golovenko, N.Y.; Kravchenko, I.A.; Zin'kovskii, V.G.; Andronati, S.A.; Aleksandrova, A.I.; Ovcharenko, N.V.;
32 Larionov, V.B. Biokinetics of transdermal therapeutic medicinal form of phenazepam. *Bull Exp Biol Med.*, **2000**, 130(12),
33 1153-115.

34

35 [54] Drugs-Forum.com. <https://drugs-forum.com> (Accessed Oct 6, 2019).

36

37 [55] European Monitoring Centre for Drugs and Drug Addiction (EMCDDA). EMCDDA–Europol 2007. Annual Report
38 on the Implementation of Council Decision 2005/387/JHA, 2007. Lisbon, Portugal,
39 http://www.emcdda.europa.eu/system/files/publications/503/2007_Implementation_report_281403.pdf. (Accessed Oct
40 6, 2019).

41

- 1 [56] Couch, R.A.; Madhavaram, H. Phenazepam and cannabinomimetics sold as herbal highs in New Zealand. *Drug Test*
2 *Anal.*, **2012**, Jun;4(6), 409-414.
- 3
- 4 [57] Lee, C.; Lee, H.; Pyo, J.; Jo, J.; Lee, J.; Choi, H.; Kim, S.; Seon, R.; Yonghoon, H.; Bang, P.; Hwang, H.; Choe, S.;
5 Jung, J.H. Identification of a new synthetic cannabinoid in a herbal mixture: 1-butyl-3-(2-methoxybenzoyl)indole.
6 *Forensic Toxicol.*, **2013**, 31(2), 187-196.
- 7
- 8 [58] Tripsit. [Http://drugs.tripsit.me/](http://drugs.tripsit.me/) (Accessed Oct 6, 2019).
- 9
- 10 [59] European Monitoring Centre for Drugs and Drug Addiction (EMCDDA). EMCDDA–Europol 2011. Annual Report
11 on the Implementation of Council Decision 2005/387/JHA, 2011. Lisbon, Portugal,
12 [Http://www.emcdda.europa.eu/system/files/publications/689/EMCDDA-](http://www.emcdda.europa.eu/system/files/publications/689/EMCDDA-Europol_Annual_Report_2011_2012_final_335568.pdf)
13 [Europol_Annual_Report_2011_2012_final_335568.pdf](http://www.emcdda.europa.eu/system/files/publications/689/EMCDDA-Europol_Annual_Report_2011_2012_final_335568.pdf). (Accessed Oct 6, 2019).
- 14
- 15 [60] Fracasso, C.; Confalonieri, S.; Garattini, S.; Caccia, S. Single and multiple dose pharmacokinetics of etizolam in
16 healthy subjects. *Eur J Clin Pharmacol.* **1991**;40(2), 181-185.
- 17
- 18 [61] Nakamae, T.; Shinozuka, T.; Sasaki, C.; Ogamo, A.; Murakami-Hashimoto, C.; Irie, W.; Terada, M.; Nakamura, S.;
19 Furukawa, M.; Kurihara, K. Case report: Etizolam and its major metabolites in two unnatural death cases. *Forensic Sci*
20 *Int.*, **2008** Nov 20; 182(1-3), e1-6. Doi: 10.1016/j.forsciint.2008.08.012.
- 21
- 22 [62] National Records of Scotland (2019). Table SUB2 - Substances which were reported for drug-related deaths on the
23 basis of the Office for National Statistics (ONS) ‘wide’ definition, Scotland, 2000 to 2018. 16 July, Edinburgh: National
24 Records of Scotland. Available at: [https://www.nrscotland.gov.uk/files//statistics/drug-related-deaths/2018/drug-related-](https://www.nrscotland.gov.uk/files//statistics/drug-related-deaths/2018/drug-related-deaths-sub2-18.xlsx)
25 [deaths-sub2-18.xlsx](https://www.nrscotland.gov.uk/files//statistics/drug-related-deaths/2018/drug-related-deaths-sub2-18.xlsx) (Accessed 6 October 2019).
- 26
- 27 [63] Moosmann, B.; Hutter, M.; Huppertz, L.M.; Ferlaino, S.; Redlingshöfer, L.; Auwärter, V. Characterization of the
28 designer benzodiazepine pyrazolam and its detectability in human serum and urine. *Forensic Toxicol.*, **2013**, 31(2), 263-
29 271.
- 30
- 31 [64] European Monitoring Centre for Drugs and Drug Addiction (EMCDDA). EMCDDA–Europol 2012. Annual Report
32 on the Implementation of Council Decision 2005/387/JHA, 2012. Lisbon, Portugal,
33 [Http://www.emcdda.europa.eu/system/files/publications/734/EMCDDA-](http://www.emcdda.europa.eu/system/files/publications/734/EMCDDA-Europol_2012_Annual_Report_final_439477.pdf)
34 [Europol_2012_Annual_Report_final_439477.pdf](http://www.emcdda.europa.eu/system/files/publications/734/EMCDDA-Europol_2012_Annual_Report_final_439477.pdf). (Accessed Oct 6, 2019).
- 35 [65] Sternbach, L.H.; Fryer, R.Y.; Metlesics, W.; Reeder, E.; Sach, G.; Saucy, G.; Stempel, G. Quinazolines and 1,4-
36 Benzodiazepines. VI.1a Halo-, Methyl-, and Methoxy-substituted 1,3-Dihydro-5-phenyl-2H-1,4- benzodiazepin-2-
37 ones1b,c. *J. Org. Chem.*, **1962**, 27, 3788.
- 38
- 39 [66] Carter, M. C.; Alber, D. G.; Baxter, R.C.; Bithell, S.K.; Budworth, J.; Chubb, A.; Cockerill, G.S.; Dowdell, V.C.L.;
40 Henderson, E.A.; Keegan, S.J.; Kelsey, R.D.; Lockyer, M.J.; Stables, J.N.; Wilson, L.J.; Powell, K.L. 1,4-
41 Benzodiazepines as Inhibitors of Respiratory Syncytial Virus. *J. Med. Chem.*, **2006**, 49, 2311–2319.

1
2 [67] Koch, K.; Auwärter, V.; Hermanns-Clausen, M.; Wilde, M.; Neukamm, M.A. Mixed intoxication by the synthetic
3 opioid U-47700 and the benzodiazepine flubromazepam with lethal outcome: Pharmacokinetic data. *Drug Test Anal.*,
4 **2018** Apr 10. Doi: 10.1002/dta.2391.
5
6 [68] Petterson Bergstrand, M.; Helander, A.; Hansson, T.; Beck, O. Detectability of designer benzodiazepines in CEDIA,
7 EMIT II Plus, HEIA, and KIMS II immunochemical screening assays. *Drug Test Anal.*, **2017** Apr;9(4), 640-645. Doi:
8 10.1002/dta.2003.
9
10 [69] Bäckberg, M.; Petterson Bergstrand, M.; Beck, O.; Helander, A. Occurrence and time course of NPS benzodiazepines
11 in Sweden - results from intoxication cases in the STRIDA project. *Clin Toxicol (Phila.)*, **2019** Mar;57(3), 203-212.
12 Doi:10.1080/15563650.2018.1506130.
13
14 [70] Carpenter, J.E.; Murray, B.P.; Dunkley, C.; Kazzi, Z.N.; Gittinger, M.H. Designer benzodiazepines: a report of
15 exposures recorded in the National Poison Data System, 2014-2017. *Clin Toxicol (Phila.)*, **2019** Apr;57(4), 282-286. Doi:
16 10.1080/15563650.2018.1510502.
17
18 [71] Ligon, E.S.; Nawyn, J.; Jones, L.V.; Allred, B.M.; Reinhardt, D.V.; France, S. Synthesis of Flubromazepam
19 Positional Isomers for Forensic Analysis. *J Org Chem.*, **2019**, Jul 20. Doi: 10.1021/acs.joc.9b01433.
20
21 [72] European Monitoring Centre for Drugs and Drug Addiction (EMCDDA). EMCDDA-Europol, 2013. Annual Report
22 on the Implementation of Council Decision 2005/387/JHA, 2013. Lisbon, Portugal.
23 [Http://www.emcdda.europa.eu/system/files/publications/814/TDAN14001ENN_475519.pdf](http://www.emcdda.europa.eu/system/files/publications/814/TDAN14001ENN_475519.pdf). (Accessed Oct 6, 2019).
24
25 [73] Manchester, K.R.; Maskell, P.D.; Waters, L. Experimental versus theoretical log D(7.4) , pK(a) and plasma protein
26 binding values for benzodiazepines appearing as new psychoactive substances. *Drug Test Anal.*, **2018** Mar 26. Doi:
27 10.1002/dta.2387.
28
29 [74] Sternbach, L.H.; Fryer, R.I.; Metlesics, W.; Sach, G.; Stempel, A. Quinazolines and 1,4-Benzodiazepines. V. o-
30 Aminobenzophenones, *J. Org. Chem.*, **1962**, 27 (11), 3781–3788.
31
32 [75] Babbini, M.; Gaiardi, M.; Bartoletti, M. Anxiolytic versus sedative properties in the benzodiazepines series:
33 Differences in structure -activity relationships. *Life Sci.*, **1979**, 25, 15.
34
35 [76] Sternbach, L.H.; Randall, L.O.; Banziger, R.; Lehr, H. Structure-activity relationships in the 1,3-benzodiazepine
36 series. In: *Drugs Affecting the Central Nervous System*, Ed: A. Burger, Edward Arnold, London, **1968**.
37
38 [77] Bradley, C.M.; Nicholson, A.N. Activity of the chloro- and triazolobenzodiazepines: Behavioural studies in the
39 monkey (*Macaca mulatta*). *Neuropharmacology.*, **1984**, 23, 327.
40

- 1 [78] Cho, M.J.; Sethy, V.H.; Haynes, L.C. Sequentially labile water-soluble prodrugs of alprazolam. *J. Medicinal Chem.*,
2 **1986**, 29(8), 1346-1350.
- 3
- 4 [79] European Monitoring Centre for Drugs and Drug Addiction (EMCDDA). EMCDDA-Europol, 2014. Annual Report
5 on the Implementation of Council Decision 2005/387/JHA, 2014. Lisbon, Portugal.
6 [Http://www.emcdda.europa.eu/system/files/publications/1018/TDAN15001ENN.pdf](http://www.emcdda.europa.eu/system/files/publications/1018/TDAN15001ENN.pdf). Accessed Oct 6, 2019).
- 7
- 8 [80] Thibault, J.P.; Monteiro, L.M.; Leite, L.C; Menezes, C.M.; Lima, L.M.; Noël F. 'The effects of 3-methylclonazepam
9 on *Schistoma mansoni* musculature are not mediated by benzodiazepine receptors'. *Eur J Pharmacol.*, **2009**, 606 (1-3),
10 9-16.
- 11
- 12 [81] Vikingsson, S.; Wohlfarth, A.; Andersson, M.; Gréen, H.; Roman, M.; Josefsson, M.; Kugelberg, F.C., Kronstrand,
13 R. Identifying Metabolites of Meclonazepam by High-Resolution Mass Spectrometry Using Human Liver Microsomes,
14 Hepatocytes, a Mouse Model, and Authentic Urine Samples. *AAPS J.*, **2017** May;19(3), 736-742. Doi: 10.1208/s12248-
15 016-0040-x.
- 16
- 17 [82] Baard, A.P.; Sommers, D.K.; Honiball, P.J.; Fourie, E.D.; du Toit, LE. Preliminary results in human schistosomiasis
18 with Ro 11-3128. *S Afr Med J.*, **1979**, 55(16), 617–618.
- 19
- 20 [83] Anseau, M.; Doumont, A.; Thiry, D.; von Freneckell, R.; Collard, J. Initial study of methylclonazepam in generalized
21 anxiety disorder. Evidence for greater power in the cross-over design. *Psychopharmacology (Berl.)*, **1985**, 87(2), 130-
22 135.
- 23
- 24 [84] Abdul-Ghani RA, Loutfy N, Hassan A. Experimentally promising antischistosomal drugs: a review of some drug
25 candidates not reaching the clinical use. *Parasitol Res.*, **2009**;105(4), 899–906. Doi:10.1007/s00436-009-1546-2.
- 26
- 27 [85] O'Boyle, C.; Lambe, R.; Darragh, A. Central effects in man of the novel schistosomicidal benzodiazepine
28 meclonazepam. *Eur J Clin Pharmacol.*, **1985**, 29(1), 105–108.
- 29
- 30 [86] Coassolo, P.; Aubert, C.; Cano, J.P. Plasma determination of 3-methylclonazepam by capillary gas chromatography.
31 *J Chromatogr.*, **1985**, 338(2), 347–355.
- 32
- 33 [87] Ameline, A.; Richeval, C.; Gaulier, J.M.; Raul, J.S.; Kintz, P. Characterization of Flunitrazolam, a New Designer
34 Benzodiazepine, in Oral Fluid After a Controlled Single Administration. *J Anal Toxicol.*, **2018**, Jul 1;42(6), e58-e60. Doi:
35 10.1093/jat/bky012.
- 36 [88] Huppertz, L.M.; Bisel, P.; Westphal, F.; Franz, F.; Auwärter, V.; Moosmann, B. Characterization of the four designer
37 benzodiazepines clonazolam, deschloroetizolam, flubromazolam, and meclonazepam, and identification of their in vitro
38 metabolites. *Forensic Toxicol.*, **2015**, 33, 388-395.
- 39
- 40 [89] Abe, M.; Mikashima, H.; Moriwaki, M.; Tahara, T. Thieno(-triazolo)diazepine compound and medicinal application
41 of the same (1988). Patent WO1988009333A1.

- 1
2 [90] Huppertz, L.M.; Moosmann, B.; Auwärter, V. Flubromazolam - Basic pharmacokinetic evaluation of a highly potent
3 designer benzodiazepine. *Drug Test Anal.*, **2018**, Jan;10(1), 206-211. Doi: 10.1002/dta.2203.
4
5 [91] Noble, C.; Mardal, M.; Bjerre Holm, N.; Stybe Johansen, S.; Linnet, K. In vitro studies on flubromazolam metabolism
6 and detection of its metabolites in authentic forensic samples. *Drug Test Anal.*, **2017**, Aug;9(8), 1182-1191. Doi:
7 10.1002/dta.2146.
8
9 [92] Wohlfarth, A.; Vikingsson, S.; Roman, M.; Andersson, M.; Kugelberg, F.C.; Green, H.; Kronstrand, R. Looking at
10 flubromazolam metabolism from four different angles: Metabolite profiling in human liver microsomes, human
11 hepatocytes, mice and authentic human urine samples with liquid chromatography high-resolution mass spectrometry.
12 *Forensic Sci Int.*, **2017** May; 274, 55-63. Doi: 10.1016/j.forsciint.2016.10.021.
13
14 [93] Bohnenberger, K.; Liu, M.T. Flubromazolam overdose: A review of a new designer benzodiazepine and the role of
15 flumazenil. *Ment Health Clin.*, **2019**, May 10;9(3), 133-137. Doi: 10.9740/mhc.2019.05.133.
16
17 [94] Łukasik-Głębocka, M.; Sommerfeld, K.; Teżyk, A.; Zielińska-Psuja, B.; Paniński, P.; Żaba, C. Flubromazolam--A
18 new life-threatening designer benzodiazepine. *Clin. Toxicol. (Phila.)*, **2016**, 54(1):66-8. Doi:
19 10.3109/15563650.2015.1112907.
20
21 [95] Katselou, M.; Papoutsis, I.; Nikolaou, P.; Spiliopoulou, C.; Athanaselis, S. Metabolites replace the parent drug in the
22 drug arena. The cases of fonazepam and nifoxipam. *Forensic Toxicol.*, **2017**, 35(1), 1-10. Doi: 10.1007/s11419-016-0338-
23 5.
24
25 [96] Hester, J.B. Jr.; Rudzik, A.D.; Kamdar, B.V. 6-Phenyl-4H-s-triazolo[4,3-a][1,4]benzodiazepines which have central
26 nervous system depressant activity. *J Med Chem.*, **1971**, 14, 1078-1081.
27
28 [97] Advisory Council on the Misuse of Drugs (ACMD). Circular 008/2017: a Change to the Misuse of Drugs Act 1971
29 to Control U-47,700, Twelve Methylphenidate Related Substances and Sixteen 'designer' Benzodiazepines.
30 [https://assets.publishing.service.gov.uk/government/uploads/system/uploads/attachment_data/file/616781/misuse_of_d](https://assets.publishing.service.gov.uk/government/uploads/system/uploads/attachment_data/file/616781/misuse_of_drugs_act_circular_008_2017.pdf)
31 [rugs_act_circular_008_2017.pdf](https://assets.publishing.service.gov.uk/government/uploads/system/uploads/attachment_data/file/616781/misuse_of_drugs_act_circular_008_2017.pdf). (Accessed Oct 6, 2019).
32
33 [98] Shapiro, A.P.; Krew, T.S.; Vazirian, M.; Jerry, J.; Sola, C. Novel Ways to Acquire Designer Benzodiazepines: A
34 Case Report and Discussion of the Changing Role of the Internet. *Psychosomatics.*, **2019** Mar 14. pii: S0033-
35 3182(19)30046-5. Doi: 10.1016/j.psych.2019.02.007.
36 [99] Robertson, M.; Raymon, L. Rohypnol VR and other benzodiazepines. In: *Drug-facilitated sexual assault: a forensic*
37 *handbook*. LeBeau MA, Mozayani A (eds). London: Academic Press, **2001**:89-106.
38
39 **[100] Venkatakrisnan, K.; von Moltke, L.L.; Duan, S.X.; Fleishaker, J.C.; Shader, R.I.; Greenblatt, D.J. Kinetic**
40 **characterization and identification of the enzymes responsible for the hepatic biotransformation of adinazolam**
41 **and N-desmethyldinazolam in man. J. Pharm. Pharmacol., 1998, 50(3):265-74.**

- 1
2 [101] Bird, M. Abuse potential of adinazolam: A comparison with diazepam, lorazepam and placebo. In: *Problems of*
3 *Drug Dependence 1987*, Proceedings of the 49th Annual Scientific Meeting. The Committee on Problems of Drug
4 Dependence, Inc. NIDA Research Monograph No. 81
5
- 6 [102] Sethy, V.H.; Collins, R.J.; Daniels, E.G. Determination of biological activity of adinazolam and its metabolites. *J*
7 *Pharm Pharmacol.*, **1984**, Aug;36(8):546-8.
8
- 9 [103] Fraser, A.D.; Isner, A.F.; Bryan W. Urinary screening for adinazolam and its major metabolites by the Emit d.a.u.
10 and FPIA benzodiazepine assays with confirmation by HPLC. *J Anal Toxicol*, **1993**,17 (7), 427–431.
11
- 12 [104] Lahti, R.A.; Sethy, V.H.; Barsuhn, C.; Hester, J.B. Pharmacological profile of the antidepressant adinazolam, a
13 triazolobenzodiazepine. *Neuropharmacology*, **1983**, Nov;22(11), 1277-1282.
14
- 15 [105] File, S.E.; Pellow, S. Triazolobenzodiazepines antagonize the effects of anxiogenic drugs mediated at three different
16 central nervous system sites. *Neurosci Lett.*, **1985**, Oct 24;61(1-2), 115-119.
17
- 18 [106] Venkatakrisnan, K.; Culm, K.E.; Ehrenberg, B.L.; Harmatz, J.S.; Corbett, K.E.; Fleishaker, J.C.; Greenblatt, D.J.
19 Kinetics and dynamics of intravenous adinazolam, N-desmethyl adinazolam, and alprazolam in healthy volunteers. *J Clin*
20 *Pharmacol.*, **2005**, May;45(5), 529-37.
21
- 22 [107] Dunner, D.; Myers, J.; Khan, A.; Avery, D.; Ishiki, D.; Pyke, R. Adinazolam - a new antidepressant: findings of a
23 placebo-controlled, double-blind study in outpatients with major depression. *J Clin Psychopharmacol.*, **1987**, Jun;7(3),
24 170-2.
25
- 26 [108] Venkatakrisnan, K.; Von Moltke, L.L.; Duan, S.X.; Fleishaker, J.C.; Shader, R.I.; Greenblatt, D.J. Kinetic
27 Characterization and Identification of the Enzymes Responsible for the Hepatic Biotransformation of Adinazolam and N-
28 Desmethyadinazolam in Man. *J Pharm Pharmacol*, **1998**, 50, 265–274.
29
- 30 [109] Cornett, E.M.; Novitch, M.B.; Brunk, A.J.M; Davidson, K.S.; Menard, B.L.; Urman, R.D.; Kaye, A.D. New
31 benzodiazepines for sedation. *Best Pract Res Clin Anaesthesiol.* **2018**, Jun;32(2), 149-164. Doi:
32 10.1016/j.bpa.2018.06.007.
33
- 34 [110] European Monitoring Centre for Drugs and Drug Addiction (EMCDDA). EMCDDA-Europol, 2015. Annual Report
35 on the Implementation of Council Decision 2005/387/JHA (2016). Lisbon, Portugal.
36 [Http://www.emcdda.europa.eu/system/files/publications/1018/TDAN15001ENN.pdf](http://www.emcdda.europa.eu/system/files/publications/1018/TDAN15001ENN.pdf). (Accessed Oct 6, 2019).
37
- 38 [111] Dowling, G.; Kavanagh, P.V.; Eckhardt, H.G.; Twamley, B.; Hessman, G.; McLaughlin, G.; O'Brien, J.; Brandt,
39 S.D. An approach to shortening the timeframe between the emergence of new compounds on the drugs market and the
40 availability of reference standards: The microscale syntheses of nitrazolam and clonazolam for use as reference materials,
41 utilizing polymer-supported reagents. *Drug Test Anal.* **2018** Mar 15. Doi: 10.1002/dta.2383.

- 1
2 [112] Hester, JB. "Patent US3987052 - 6-Phenyl-4H-s-triazolo[4,3a][1,4]benzodiazepines." (1976).
3 <https://patents.google.com/patent/US3987052A/en>. (Accessed Oct 6, 2019).
4
- 5 [113] Chaslot, M.; El Balkhi, S.; Robin, T.; Morichon, J.; Picard, N.; Saint-Marcoux, F. Exploration des métabolites de
6 8 benzodiazépines de synthèse. *Toxicol Anal Clin.*, **2016**, 28(2), S32.
7
- 8 [114] Høiseth, G.; Tuv, S.S.; Karinen, R. Blood concentrations of new designer benzodiazepines in forensic cases.
9 *Forensic Sci Int.*, **2016**, 268, 35-38.
10
- 11 [115] Meyer, M.R.; Bergstrand, M.P.; Helander, A.; Beck, O. Identification of main human urinary metabolites of the
12 designer nitrobenzodiazepines clonazolam, meclonazepam, and nifoxipam by nano-liquid chromatography- high-
13 resolution mass spectrometry for drug testing purposes. *Anal Bioanal Chem.*, **2016**, 408, 3571-3591.
14
- 15 [116] Reddit.com. <https://www.reddit.com>. (Accessed Oct 7, 2019).
16
- 17 [117] Kintz, P.; Richeval, C.; Jamey, C.; Ameline, A.; Allorge, D.; Gaulier, J.M.; Raul, J.S. Detection of the designer
18 benzodiazepine metizolam in urine and preliminary data on its metabolism. *Drug Test Anal.*, **2017**, Jul;9(7):1026-1033.
19 Doi: 10.1002/dta.2099.
20
- 21 [118] Moosmann, B.; Bisel, P.; Franz, F.; Huppertz, L.M.; Auwärter, V. Characterization and in vitro phase I microsomal
22 metabolism of designer benzodiazepines - an update comprising adinazolam, cloniprazepam, fonazepam, 3-
23 hydroxyphenazepam, metizolam and nitrazolam. *J Mass Spectrom.* **2016** Nov;51(11),1080-1089. Doi: 10.1002/jms.3840.
24
- 25 [119] Mortelé, O.; Vervliet, P.; Gys, C.; Degreef, M.; Cuykx, M.; Maudens, K.; Covaci, A.; van Nuijs, A.L.N.; Lai, F.Y.
26 In vitro Phase I and Phase II metabolism of the new designer benzodiazepine cloniprazepam using liquid chromatography
27 coupled to quadrupole time-of-flight mass spectrometry. *J Pharm Biomed Anal.*, **2018**, May 10;153, 158-167.
28
- 29 [120] Schukin, S.I.; Zinkovsky, V.G.; Zhuk, O.V. Elimination kinetics of the novel prodrug cinazepam possessing
30 psychotropic activity in mice. *Pharmacological Reports.*, **2011**, Oct 31;63(5), 1093-1100.
31
- 32 [121] Kerrigan, S.; Mellon, M.B.; Hinnens, P. Detection of phenazepam in impaired driving. *J Anal toxicol.*, **2013**, Oct
33 1;37(8), 605-610.
34
- 35 [122] Crichton, M.L.; Shenton, C.F.; Drummond, G.; Beer, L.J.; Seetohul, L.N.; Maskell, P.D. Analysis of phenazepam
36 and 3-hydroxyphenazepam in post-mortem fluids and tissues. *Drug Test Anal.*, **2015**, Oct;7(10), 926-936. Doi:
37 10.1002/dta.1790.
38
- 39 [123] Ekonomov, A.L.; Zherdev, V.P. Method of quantitative gas-chromatographic determination of phenazepam and its
40 metabolite 3-hydroxyphenazepam in plasma. *Pharmaceut Chem J.*, **1980**, 14, 579-582.
41

- 1 [124] Golovenko, N.Y.; Larionov, V.B.; Kravchenko, I.A.; Ovcharenko, N.V.; Aleksandrova, A.I. Biokinetics of
2 Transdermal 3-Hydroxyphenazepam. *Bull Exp Biol Med.* **2002** Sep 1;134(3), 254-256.
- 3
- 4 [125] Voronina, T.A.; Larionov, V.B.; Golovenko, N.; Nerobkova, L.N. [Peculiarities of hypnotic effect and
5 pharmacokinetics of hemisuccinate 3-hydroxyphenazepam (levana)]. *Eksp Klin Farmakol.*, **2014**, 77(1), 3-6.
- 6
- 7 [126] World Health Organization (WHO)- Expert Committee on Drug Dependence (ECDD) 2015.
8 [Http://www.who.int/medicines/access/controlled-substances/5.8 Phenazepam PreRev.pdf](http://www.who.int/medicines/access/controlled-substances/5.8_Phenazepam_PreRev.pdf). (Accessed Oct 7, 2019).
- 9
- 10 [127] Lomas, E.C.; Maskell, P.D. Phenazepam: More information coming in from the cold. *J Forensic Leg Med.*, **2015**,
11 Jan 11;36, 61-62.
- 12
- 13 [128] Crichton, M.L.; Shenton, C.F.; Drummond, G.; Beer, L.J.; Seetohul, L.N.; Maskell, P.D. Analysis of phenazepam
14 and 3-hydroxyphenazepam in post-mortem fluids and tissues. *Drug Test Analysis.*, **2015**. Doi: 10.1002/dta.1790.
- 15
- 16 [129] Golovenko, N.Y.; Larionov, V.B. Pharmacodynamical and Neuroreceptor Analysis of the Permeability of the
17 Blood-Brain Barrier for Derivatives of 1, 4-Benzodiazepine. *Neurophysiology.*, **2014**, Jun 1;46(3), 199-205.
- 18
- 19 [130] Hallifax, D.; Galetin, A.; Houston, J.B. Prediction of metabolic clearance using fresh human hepatocytes:
20 comparison with cryopreserved hepatocytes and hepatic microsomes for five benzodiazepines. *Xenobiotica.*, **2008**, Apr
21 1;38(4), 353-367.
- 22
- 23 [131] Sternbach, L.H.; Fryer, R.I.; Keller, O.; Metlesics, W.; Sach, G.; Steiger, N. Quinazolines and 1, 4-Benzodiazepines.
24 X. 1 Nitro-Substituted 5-Phenyl-1, 4-benzodiazepine Derivatives2. *J Med Chem.*, **1963**, May;6(3), 261-265.
- 25
- 26 [132] De Silva, J.A.; Bekersky, I.; Puglisi, C.V.; Brooks, M.A.; Weinfeld, R.E. Determination of 1, 4-benzodiazepines
27 and-diazepin-2-ones in blood by electron-capture gas-liquid chromatography. *Analytical chemistry.*, **1976**, Jan;48(1), 10-
28 19.
- 29
- 30 [133] Maddalena, D.J.; Johnston, G.A. Prediction of receptor properties and binding affinity of ligands to
31 benzodiazepine/GABAA receptors using artificial neural networks. *J Med Chem.*, **1995**, Feb;38(4), 715-724.
- 32
- 33 [134] So, S.S.; Karplus, M. Genetic neural networks for quantitative structure-activity relationships: improvements and
34 application of benzodiazepine affinity for benzodiazepine/GABAA receptors. *J Med chem.*, **1996**, Dec 20;39(26), 5246-
35 5256.
- 36
- 37 [135] European Monitoring Centre for Drugs and Drug Addiction (EMCDDA). EMCDDA-Europol, 2017. Annual Report
38 on the Implementation of Council Decision 2005/387/JHA (2017). Lisbon, Portugal.
39 [Http://www.emcdda.europa.eu/system/files/publications/9282/20183924_TDAN18001ENN_PDF.pdf](http://www.emcdda.europa.eu/system/files/publications/9282/20183924_TDAN18001ENN_PDF.pdf). (Accessed Oct 6,
40 2019).
- 41

- 1 [136] Moosmann, B.; Auwärter, V. Designer Benzodiazepines: Another Class of New Psychoactive Substances. *Handb*
2 *Exp Pharmacol.*, **2018**;252, 383-410. Doi: 10.1007/164_2018_154.
- 3
- 4 [137] Earl, R.; Henryk, S.L., inventors; Hoffmann, La Roche, assignee. Amino substituted benzophenone oximes and
5 derivatives thereof. United States patent US 3,136,815. **1964**, Jun 9.
- 6
- 7 [138] Skerritt, J.H.; Werz, M.A.; McLean, M.J.; MacDonald, R.L. Diazepam and its anomalous p-chloro-derivative Ro
8 5-4864: comparative effects on mouse neurons in cell culture. *Brain research.*, **1984**, Sep 17;310(1), 99-105.
- 9
- 10 [139] Schoemaker, H.A.; Boles, R.G.; Horst, W.D.; Yamamura, H.I. Specific high-affinity binding sites for [3H] Ro 5-
11 4864 in rat brain and kidney. *J Pharmacol Exp Therap.*, **1983**, Apr 1;225(1), 61-69.
- 12
- 13 [140] Marangos, P.J.; Patel, J.; Boulenger, J.; Clark-Rosenberg, R. Characterization of peripheral-type benzodiazepine
14 binding sites in brain using [3H] Ro5-4864. *Mol Pharmacol.*, **1982**, 22(1), 26-32.
- 15
- 16 [141] Gavioli, E.C.; Duarte, F.S.; Bressan, E.; Ferrara, P.; Farges, R.C.; De Lima, T.C. Antidepressant-like effect of Ro5-
17 4864, a peripheral-type benzodiazepine receptor ligand, in forced swimming test. *Eur J Pharmacol.*, **2003**, Jun 13;471(1),
18 21-26.
- 19
- 20 [142] Dalbó, S.; Nardi, G.M.; Ferrara, P.; Ribeiro-do-Valle, R.M.; Farges, R.C. Antinociceptive effects of peripheral
21 benzodiazepine receptors. *Pharmacology.*, **2004**, Mar 4;70(4), 188-194.
- 22
- 23 [143] Leonelli, E.; Yague, J.G.; Ballabio, M.; Azcoitia, I.; Magnaghi, V.; Schumacher, M.; Garcia-Segura, L.M.;
24 Melcangi, R.C. Ro5-4864, a synthetic ligand of peripheral benzodiazepine receptor, reduces aging-associated myelin
25 degeneration in the sciatic nerve of male rats. *Mechanisms of ageing and development.*, **2005**, Nov 30;126(11), 1159-
26 1163.
- 27
- 28 [144] Solhjoo, S.; O'Rourke, B. Mitochondrial instability during regional ischemia–reperfusion underlies arrhythmias in
29 monolayers of cardiomyocytes. *J Mol Cellul Cardiol.*, **2015**, Jan 31;78, 90-99.
- 30
- 31 [145] Veiga, S., Azcoitia, I.; Garcia-Segura, L.M. Ro5-4864, a peripheral benzodiazepine receptor ligand, reduces
32 reactive gliosis and protects hippocampal hilar neurons from kainic acid excitotoxicity. *J Neuroscience Res.*, **2005**, Apr
33 1;80(1):129-37.
- 34
- 35 [146] Mills, C.; Makwana, M.; Wallace, A.; Benn, S.; Schmidt, H.; Tegeder, I.; Costigan, M.; Brown, R.H.; Raivich, G.;
36 Woolf, C.J. Ro5-4864 promotes neonatal motor neuron survival and nerve regeneration in adult rats. *Eur J Neuroscience.*,
37 **2008**, Feb 1;27(4), 937-946.
- 38
- 39 [147] Soustiel, J.F.; Zaaroor, M.; Vlodavsky, E.; Veenman, L.; Weizman, A.; Gavish, M. Neuroprotective effect of Ro5-
40 4864 following brain injury. *Experimental neurology.*, **2008**, Dec 31;214(2):201-8.
- 41

- 1 [148] Arbo, B.D.; Hoppe, J.B.; Rodrigues, K.; Garcia-Segura, L.M.; Salbego, C.G.; Ribeiro, M.F. 4'-Chlorodiazepam is
2 neuroprotective against amyloid-beta in organotypic hippocampal cultures. *J Steroid Biochem Mol Biol.*, **2017**,
3 Jul;171:281-287. Doi: 10.1016/j.jsbmb.2017.04.010.
- 4
- 5 [149] Ma, B.; Liu, X.; Huang, X.; Ji, Y.; Jin, T.; Ma, K. Translocator protein agonist Ro5-4864 alleviates neuropathic
6 pain and promotes remyelination in the sciatic nerve. *Mol Pain.*, **2018**, Jan-Dec;14:1744806917748019. Doi:
7 10.1177/1744806917748019.
- 8
- 9 [150] Ameline, A.; Arbouche, N.; Raul, J.S.; Kintz, P. Documentation of a Little-Studied Designer Benzodiazepine After
10 a Controlled Single Administration: II. Concentration Profile of Deschloroetizolam in Saliva. *Ther Drug Monit.*, **2018**,
11 Dec;40(6):759-761. Doi: 10.1097/FTD.0000000000000557.
- 12
- 13 [151] Moosmann, B.; Biesel, P.; Westphal, F.; Wilde, M.; Kempf, J.; Angerer, V.; Auwärter, V. Characterization and in
14 vitro phase I microsomal metabolism of designer benzodiazepines: An update comprising flunitrazolam, norflurazepam,
15 and 4'-chlorodiazepam (Ro5-4864). *Drug Test Anal.*, **2019**, Mar;11(3): 541-549. Doi: 10.1002/dta.2561.
- 16
- 17 [152] Manchester, K.R.; Lomas, E.C.; Waters, L.; Dempsey, F.C.; Maskell, P.D. The emergence of new psychoactive
18 substance (NPS) benzodiazepines: A review. *Drug Test Anal.*, **2017**, 1–17. Doi:10.1002/dta.2211.
- 19
- 20 [153] Hester, J.B. Jr.; Von Voigtlander, P. 6-Aryl-4H-s-triazolo[4, 3-a][1,4] benzodiazepines. Influence of 1-substitution
21 on pharmacological activity. *J. Med. Chem.*, **1979**, 22(11), 1390-1398.
- 22
- 23 [154] Vogt, S.; Kempf, J.; Buttler, J.; Auwärter, V.; Weinmann, W. Desalkylflurazepam found in patients' samples after
24 high-dose midazolam treatment. *Drug testing and analysis*, **2013**, Sep 1;5(9-10), 745-747.
- 25
- 26 [155] Maskell, P.D.; Wilson, N.E. Designer Benzodiazepines: New Challenges and Treatment Options, in Corazza O,
27 Roman-Urrestarazu. In: *Handbook of Novel Psychoactive Substances: What Clinicians Should Know about NPS*. Taylor
28 & Francis, 2019. ISBN 978-1-138-06830-8.
- 29
- 30 [156] Akatsu M. Benzodiazepine derivatives. *Jpn. Kokai Tokkyo Koho*, **1972**, JP 47030683 B 19721109.
- 31
- 32 [157] Winkler, A.D.; Burden, F.R.; Watkins, A.J.R. "Atomistic Topological Indices Applied to Benzodiazepines using
33 Various Regression Methods". *Quantitative Structure-Activity Relationships*, **1998**, 17 (1): 14–19.
34 Doi:10.1002/(SICI)1521-3838(199801)17:013.0.CO;2-U.
- 35
- 36 [158] Reeder, E., inventor. Process for preparing 5-phenyl-1,2-dihydro-3H-1,4-benzodiazepines. United States patent US
37 3,109,843. **1963**, Nov 5.
- 38
- 39 [159] Anjaneyulu, Y.; Marayya, D.; Linga, R.D.; Krishna, R.P. High performance thin layer chromatographic
40 determination of the related substances in alprazolam drug. *Asian J Chemistry.*, **2007**, Jul 1;19(5), 3375.
- 41

- 1 [160] Baumann, M.; Baxendale, I.R.; Ley, S.V.; Nikbin, N. An overview of the key routes to the best-selling 5-membered
2 ring heterocyclic pharmaceuticals. *Beilstein J Org Chem.*, **2011**, 7, 442-495.
- 3
- 4 [161] Borrey, D.; Meyer, E.; Lambert, W.; Van Calenbergh, S.; Van Peteghem, C.; De Leenheer AP. Sensitive gas
5 chromatographic-mass spectrometric screening of acetylated benzodiazepines. *J Chromatogr A.*, **2001**; 910: 105-118.
- 6
- 7 [162] Wilhelm, M.; Battista, H.J.; Obendorf, D. HPLC with simultaneous UV and reductive electrochemical detection at
8 the hanging mercury drop electrode: a highly sensitive and selective tool for the determination of benzodiazepines in
9 forensic samples. *J Anal Toxicol.*, **2001**, 25(4): 250-257.
- 10
- 11 [163] Bugey, A.; Rudaz, S.; Staub, C. A fast LC-APCI/MS method for analyzing benzodiazepines in whole blood using
12 monolithic support. *J Chromatogr B. Analyt Technol Biomed Life Sci.*, **2006**, 832, 249-255.
- 13
- 14 [164] Ueki, S.; Gomita, Y.; Ataki, Y.; Yamada, K.; Yoshimura, H. Behavioral effects of 5-(o-chlorophenyl)-1-methyl-7-
15 nitro-1,3-dihydro-2H-1,4-benzodiazepin-2-one (ID-690). *Nippon Yakurigaku Zasshi.*, **1977**, 73(2), 243-255.
- 16
- 17 [165] Fukuda, H.; Kudo, Y.; Ono, H.; Togari, A.; Tanaka, Y. Pharmacological study on 5-(o-chlorophenyl)-1-methyl-7-
18 nitro-1,3-dihydro-2H-1,4-benzodiazepin-2-one (ID-690), with special reference to the effects on motor systems. *Nippon*
19 *Yakurigaku Zasshi.*, **1977**, 73(1), 123-134.
- 20
- 21 [166] Fukuda, H.; Kudo, Y.; Takeuchi, E. Effects of benzodiazepine derivatives on γ -motor system in rats. *Nippon*
22 *Yakurigaku Zasshi.*, **1979**, 75(4), 315-319.
- 23
- 24 [167] Watanabe, S.; Kawasaki, H.; Nishi, H.; Ueki, S. Electroencephalographic effects of ID-690 [5-(o-chlorophenyl)-1-
25 methyl-7-nitro-1,3-dihydro-2H-1,4-benzodiazepin-2-one] in rabbits with chronic electrode implants. *Nippon Yakurigaku*
26 *Zasshi.*, **1974**, 70(4), 531-542
- 27
- 28 [168] Tsuchiya, T.; Fukushima, H. Effects of 5-(o-chlorophenyl)-1-methyl-7-nitro-1,3-dihydro-2H-1,4-benzodiazepin-2-
29 one (ID-690) as compared to nitrazepam on the sleep-wakefulness cycle in cats. *Nippon Yakurigaku Zasshi.*, **1977**, 73(4),
30 437-447.
- 31
- 32 [169] Hellerbach, J. Thienotriazolodiazepine. **1974**. DE 2405682. Hoffmann-La Roche Inc.
33 [https://worldwide.espacenet.com/publicationDetails/originalDocument?CC=DE&NR=2405682A1&KC=A1&FT=D&](https://worldwide.espacenet.com/publicationDetails/originalDocument?CC=DE&NR=2405682A1&KC=A1&FT=D&ND=3&date=19740815&DB=EPODOC&locale=en_EP#)
34 [ND=3&date=19740815&DB=EPODOC&locale=en_EP#](https://worldwide.espacenet.com/publicationDetails/originalDocument?CC=DE&NR=2405682A1&KC=A1&FT=D&ND=3&date=19740815&DB=EPODOC&locale=en_EP#). (Accessed Oct 7, 2019).
- 35
- 36 [170] Zawilska, J.B.; Wojcieszak, J. An expanding world of new psychoactive substances-designer benzodiazepines.
37 *Neurotoxicology.*, **2019**, Jul;73, 8-16. Doi:10.1016/j.neuro.2019.02.015.
- 38
- 39 [171] ukchemicalresearch.org. <https://www.ukchemicalresearch.org>. (Accessed Oct 7, 2019).
- 40

- 1 [172] Zsila, F.; Gergely, A.; Horvath, P.; Szasz, G. Separation and identification of tofisopam stereoisomers by
2 hyphenated HPLC-CD technique. *J Liq Chrom Relat Tech.*, **1999**, 22(5), 713-719.
- 3
- 4 [173] Foroughbakhshfasaei, M.; Szabó, Z.I.; Mirzahosseini, A.; Horváth, P.; Tóth, G. Enantiomeric quality control of R-
5 Tofisopam by HPLC using polysaccharide-type chiral stationary phases in polar organic mode. *Electrophoresis.*, **2018**,
6 Oct;39(20), 2566-2574. Doi: 10.1002/elps.201800220.
- 7
- 8 [174] Bond, A.; Lader, M. A comparison of the psychotropic profiles of tofisopam and diazepam. *Eur J Clin Pharmacol.*,
9 **1982**; 22(2), 137-142.
- 10
- 11 [175] Bernard, P.; Dufresne-Favetta, C.; Favetta, P.; Do, Q.T.; Himbert, F.; Zubrzycki, S.; Scior, T.; Lugnier, C.
12 Application of drug repositioning strategy to TOFISOPAM. *Curr Med Chem.*, **2008**, 15(30), 3196-3203.
- 13
- 14 [176] Murthy, V.S.; Mangot, A.G. Psychiatric aspects of phosphodiesterases: An overview. *Indian J Pharmacol.*, **2015**,
15 Nov-Dec;47(6), 594-599. Doi: 10.4103/0253-7613.169593.
- 16
- 17 [177] Tominaga, K.; Fujikawa, Y.; Tsumoto, C.; Kadouchi, K.; Tanaka, F.; Kamata, N.; Yamagami, H.; Tanigawa, T.;
18 Watanabe, T.; Fujiwara, Y.; Arakawa, T. Disorder of autonomic nervous system and its vulnerability to external
19 stimulation in functional dyspepsia. *J Clin Biochem Nutr.*, **2016**, Mar;58(2), 161-165. Doi: 10.3164/jcbtn.15-140.
- 20
- 21 [178] Pellow, S; File, S.E. Is tofisopam an atypical anxiolytic? *Neurosci Biobehav Rev.*, **1986**, Summer;10(2), 221-227.
- 22
- 23 [179] Petocz, L. Pharmacologic effects of tofizopam (Grandaxin). *Acta Pharm. Hung.*, **1993**, 63, 79-82.
- 24
- 25 [180] Srivastava, S; Bhatia, M.S.; Gupta, K.; Rajdev, K. Current update on evidence based literature of tofisopam. *Delhi*
26 *Psychiatry J.*, **2014**, 17, 154-159.
- 27
- 28 [181] Chopin, P.; Stenger, A., Couzinier, J.P.; Briley, M. Indirect dopaminergic effects of tofisopam, a 2,3-
29 benzodiazepine, and their inhibition by lithium. *J Pharm Pharmacol.*, **1985**, Dec;37(12), 917-919.
- 30
- 31 [182] Szegő, J.; Somogyi, M.; Papp, E. Excerpts from the clinical-pharmacologic and clinical studies of Grandaxin]. *Acta*
32 *Pharm Hung.*, **1993**, Mar; 63(2), 91-8.
- 33
- 34 [183] Rundfeldt C.; Socala, K.; Wlaź, P. The atypical anxiolytic drug, tofisopam, selectively blocks phosphodiesterase
35 isoenzymes and is active in the mouse model of negative symptoms of psychosis. *J Neural Transm (Vienna)*, **2010** Nov;
36 117(11), 1319-1325.
- 37
- 38 [184] Bihel, F.J.; Justiniano, H.; Schmitt, M.; Hellal, M.; Ibrahim, M.A.; Lugnier, C.; Bourguignon, J.J. New PDE4
39 inhibitors based on pharmacophoric similarity between papaverine and tofisopam. *Bioorg Med Chem Lett.* **2011** Nov
40 1;21(21), 6567-6572. Doi: 10.1016/j.bmcl.2011.08.036.
- 41

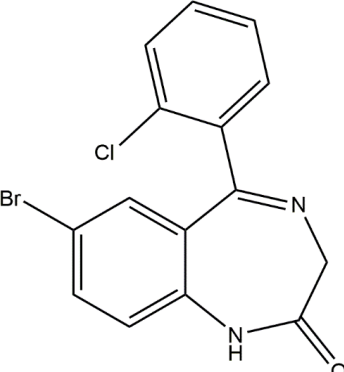
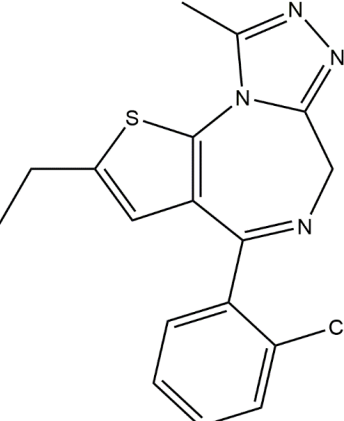
- 1 [185] Vakhrushev, I.M.; Belova, E.V.; Efremova, L.I. [Use of grandaxine in the treatment of patients with erosive-
2 ulcerative stomach and gastroduodenal lesions]. *Eksp Klin Gastroenterol.*, **2004**, (4), 21-24.
3
- 4 [186] Plotnikova, E.; Beloborodova, E.I. [Use of grandaxin in hypermotor dysfunction of the biliary ducts in young
5 people]. *Eksp Klin Gastroenterol.*, **2005**;(6):65-70, 113-114.
6
- 7 [187] Leventer, S.M.; Raudibaugh, K.; Frissora, C.L.; Kassem, N.; Keogh, J.C.; Phillips, J.; Mangel, A.W. Clinical trial:
8 dextofisopam in the treatment of patients with diarrhoea-predominant or alternating irritable bowel syndrome. *Aliment*
9 *Pharmacol Ther.*, **2008**, Jan 15;27(2), 197-206.
10
- 11 [188] Manabe, N.; Rao, A.S.; Wong, B.S.; Camilleri, M. Emerging pharmacologic therapies for irritable bowel syndrome.
12 *Curr Gastroenterol Rep.*, **2010** Oct;12(5), 408-416. Doi:10.1007/s11894-010-0124-1.
13
- 14 [189] Klebovich, I.; Abermann, M. Pharmacokinetics and metabolism of tofizopam (Grandaxin). *Acta Pharm Hung.*,
15 **1993**; 63(2), 83-90.
16
- 17 [190] Tomori, E.; Elekes, I.; Láng, T.; Horváth, G. Investigation of metabolites of tofizopam in man and animals. *Pol J*
18 *Pharmacol Pharm.*, **1984**, 36(4), 423-430.
19
- 20 [191] Hatayama, M.; Sumida, C.; Kurajoh, M.; Shiraiishi, J.; Okazaki, H.; Shoji, T.; Koyama, H.; Tsutsumi, Z.; Moriwaki,
21 Y.; Namba, M.; Yamamoto, T. Acute Effects of Oral Tofisopam on Plasma Concentration and Urinary Excretion of Uric
22 Acid and Oxypurinol "Preliminary Communication". *Curr Clin Pharmacol.*, **2015**, 10(2), 160-164. Doi:
23 10.2174/1574884710666150126143421.
24
- 25 [192] Vein, A.V.; Artemenko, A.R.; Oknin, V.I.; Pomortseva, I.V. [Effectiveness of grandaxin in the treatment of
26 somatoform disorders]. *Klin Med (Mosk.)*, **1999**, 77(6), 41-45.
27
- 28 [193] Osipenko, M.F.; Khramov, I.A.; Makarova, T.A.; Vdovenko, E.G. [Role of grandaxin in the treatment of functional
29 gastrointestinal diseases]. *Ter Arkh.*, **2000**, 72(10), 23-27.
30
- 31 [194] Kato, R.; Ooi, K.; Ueno, K. [A case in which tofisopam was effective for treatment of paroxysmal supraventricular
32 tachycardia]. *Yakugaku Zasshi.*, **2003**, May;123(5), 365-368.
33
- 34 [195] Fustero, S.; González, J.; Del Pozo, C. 1, 4-Benzodiazepine N-nitrosoamidines: useful intermediates in the synthesis
35 of tricyclic benzodiazepines. *Molecules.*, **2006**, 11(8), 583-588.
36
- 37 [196] Kaliszan, R.; Kaliszan, A.; Noctor, T.A.; Purcell, W.P.; Wainer, I.W. Mechanism of retention of benzodiazepines
38 in affinity, reversed-phase and adsorption high-performance liquid chromatography in view of quantitative structure
39 retention relationships. *Journal of Chromatography A.* **1992**, 609(1-2), 69-81.
40

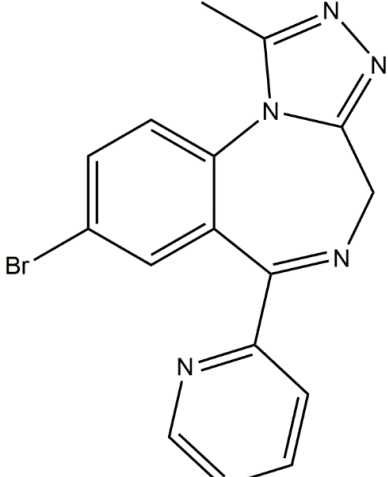
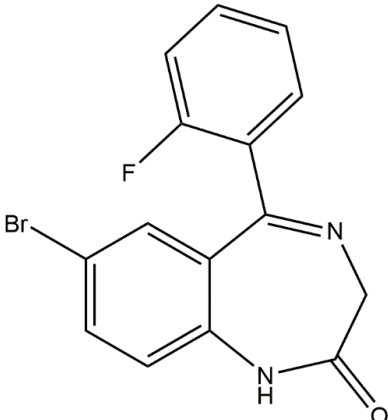
- 1 [197] Garzone, P.D.; Kroboth, P.D. Pharmacokinetics of the newer benzodiazepines. *Clinical pharmacokinetics.*, **1989**,
2 16(6), 337-364.
- 3
- 4 [198] Qian, Z.; Liu, C.; Huang, J.; Deng, Q.; Hua, Z. Identification of the designer benzodiazepine 8-chloro-6-(2-
5 fluorophenyl)-1-methyl-4H-[1,2,4]triazolo[4,3-a][1,4]benzodiazepine (flualprazolam) in an anesthesia robbery case.
6 *Forensic Toxicology*, **2019**, <https://doi.org/10.1007/s11419-019-00501-1>.
- 7
- 8 [199] Drug-café. <https://drug.cafe/>. (Accessed Oct 8, 2019).
- 9
- 10 [200] RCshare. <https://rcshare.blogspot.com>. (Accessed Oct 8, 2019).
- 11
- 12 [201] Vejdelek, Z.; Protiva M. Synthesis of two 1-substituted 8-bromo-6-(2-chlorophenyl)-4H-s-triazolo[4,3-a]-1,4-
13 benzodiazepines. *Collect. Czech. Chem. Comm.* **1983**; 48(5), 1477-1482.
- 14
- 15 [202] Gonzalez López, F.; Mariño, E.L.; Dominguez-Gil, A. Pharmacokinetics of tiadipone: a new anxiolytic. *Int J Clin*
16 *Pharmacol Ther Toxicol.*, **1986**, 24(9), 482–484.
- 17
- 18 [203] CIMA. Medicine Online Information Center of AEMPS (from the Spanish: Centro de Información Online de
19 Medicamentos de la Agencia española de medicamentos y productos sanitarios). [https://hes32-
20 ctp.trendmicro.com:443/wis/clicktime/v1/query?url=https%3a%2f%2fcima.aemps.es%2fcima%2fpublico%2fhome.htm
21 l&umid=7cec72cc-7e38-4174-a2ab-f34a2ce0e3fe&auth=768f192bba830b801fed4f40fb360f4d1374fa7c-
22 400a686fb11df4fef2d673976f3bd27783f37b2d](https://hes32-ctp.trendmicro.com:443/wis/clicktime/v1/query?url=https%3a%2f%2fcima.aemps.es%2fcima%2fpublico%2fhome.htm) (Accessed Oct 8, 2019).
- 23
- 24 [204] Tiadipona ® Summary of Product Characteristics (in Spanish). [https://hes32-
25 ctp.trendmicro.com:443/wis/clicktime/v1/query?url=https%3a%2f%2fcima.aemps.es%2fcima%2fpdfs%2fes%2fft%2f5
26 5464%2fFT%5f55464.html.pdf&umid=7cec72cc-7e38-4174-a2ab-
27 f34a2ce0e3fe&auth=768f192bba830b801fed4f40fb360f4d1374fa7c-a12cdbf593fc8f257f0923c787e8e41839adbeb2](https://hes32-ctp.trendmicro.com:443/wis/clicktime/v1/query?url=https%3a%2f%2fcima.aemps.es%2fcima%2fpdfs%2fes%2fft%2f5).
28 (Accessed Oct 8, 2019).
- 29
- 30 [205] Andrade, R.J.; Lucena, M.I.; Alcantara, R.; Fraile, J.M. Bentazepam-associated chronic liver disease. *Lancet.* **1994**,
31 343(8901), 860.
- 32
- 33 [206] de-la-Serna, C.; Gil-Grande, L.A.; Sanromán, A.L.; Gonzalez, M.; Ruiz-del-Arbol, L.; Garcia Plaza, A.
34 Bentazepam-induced hepatic bridging necrosis. *J Clin Gastroenterol.*, **1997**, Dec;25(4), 710-711.
- 35
- 36 [207] Andrade, R.J.; Lucena, M.I.; Aguilar, J.; Lazo, M.D.; Camargo, R.; Moreno, P.; García-Escañó, M.D.; Marquez,
37 A.; Alcántara, R.; Alcáin, G. Chronic liver injury related to use of bentazepam: an unusual instance of benzodiazepine
38 hepatotoxicity. *Dig Dis Sci.*, **2000**, 45(7), 1400–1404.
- 39
- 40 [208] Andrade, R.J.; López-Torres, E.; Lucena, M.I.; Fernández, M. Acute hepatitis due to bentazepam. *Med Clin (Barc.)*,
41 **2003**, 120(17), 678–679.

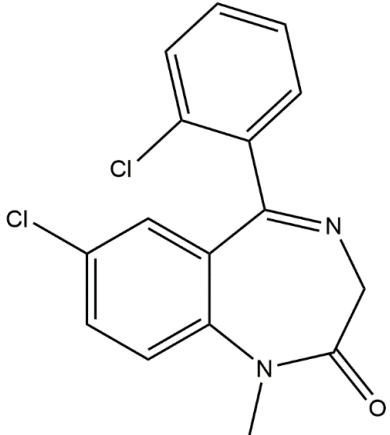
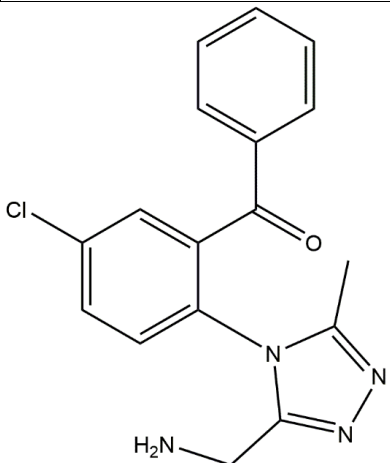
- 1
2 [209] Andrade R.J.; Lucena, M.I.; Kaplowitz, N.; García-Muñoz, B.; Borraz, Y.; Pachkoria, K.; García-Cortés, M.;
3 Fernández, M.C.; Pelaez, G.; Rodrigo, L.; Durán, J.A.; Costa, J.; Planas, R.; Barriocanal, A.; Guarner, C.; Romero-
4 Gomez, M.; Muñoz-Yagüe, T.; Salmerón, J.; Hidalgo, R. Outcome of acute idiosyncratic drug-induced liver injury: Long-
5 term follow-up in a hepatotoxicity registry. *Hepatology.*, **2006**, Dec;44(6), 1581-1588.
6
7 [210] Baumeister, D.; Tojo, L.M.; Tracy, D.K. Legal highs: staying on top of the flood of novel psychoactive substances.
8 *Ther Adv Psychopharmacol.*, **2015**, Apr;5(2), 97-132. Doi: 10.1177/2045125314559539.
9
10 [211] Schifano, F.; Orsolini, L.; Papanti, D.G.; Corkery, J.M. Novel psychoactive substances of interest for psychiatry.
11 *World Psychiatry.*, **2015**, Feb;14(1), 15-26. Doi: 10.1002/wps.20174.
12
13 [212] Pope, J.D.; Choy, K.W.; Drummer, O.H.; Schneider, H.G. Novel benzodiazepines (clonazolam and flubromazolam)
14 identified in candy-like pills. *J. Appl. Lab. Med.*, **2018**, 3 (1), 48–55. Doi:10.1373/jalm.2017.025387.
15
16 [213] Griffin, C.E.; Kaye, A.M.; Bueno, F.R.; Kaye, A.D. Benzodiazepine pharmacology and central nervous system-
17 mediated effects. *The Ochsner J.*, **2013**, 13(2), 214-223.
18
19 [214] Broséus, J.; Gentile, N.; Esseiva, P. The Cutting of Cocaine and Heroin: A Critical Review. *For Sci Intern*, **2016**,
20 262, 73-83.
21
22 [215] El Balkhi, S.; Chaslot, M.; Picard, N.; Dulaurent, S.; Delage, M.; Mathieu, O.; Saint-Marcoux, F. Characterization
23 and identification of eight designer benzodiazepine metabolites by incubation with human liver microsomes and analysis
24 by a triple quadrupole mass spectrometer. *Int J Legal Med.*, **2017**, Jul;131(4), 979-988. Doi: 10.1007/s00414-017-1541-
25 6.
26
27 [216] Orsolini, L.; Papanti, G.D.; Francesconi, G.; Schifano, F. Mind navigators of chemicals' experimenters? A web-
28 based description of e-psychonauts. *Cyberpsychol Behav Soc Netw.*, **2015**, May;18(5), 296-300. Doi:
29 10.1089/cyber.2014.0486.
30
31 [217] Corkery, J.M.; Orsolini, L.; Papanti, D.; Schifano, F. From concept(ion) to life after death/the grave: The 'natural'
32 history and life cycle(s) of novel psychoactive substances (NPS). *Hum Psychopharmacol.*, **2017**, May;32(3). Doi:
33 10.1002/hup.2566. Review.
34
35 [218] Orsolini, L.; Papanti, D.; Corkery, J.; Schifano, F. An insight into the deep web; why it matters for addiction
36 psychiatry? *Hum Psychopharmacol.*, **2017**, May;32(3). Doi: 10.1002/hup.2573. Review.
37
38 [219] Vinkers, C.H.; Tjeldink, J.K.; Luyckx, J.J.; Vis, R. Choosing the correct benzodiazepine: mechanism of action and
39 pharmacokinetics. *Ned Tijdschr Geneesk.*, **2012**, 155(35), A4900.
40

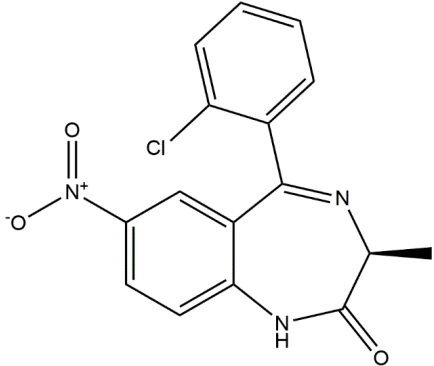
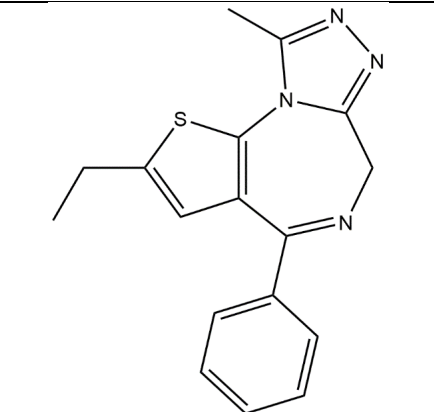
- 1 [220] Turner, S.; Mota, N.; Bolton, J.; Sareen, J. Self-medication with alcohol or drugs for mood and anxiety disorders:
2 A narrative review of the epidemiological literature. *Depress Anxiety.*, **2018**, 35(9), 851-860. doi: 10.1002/da.22771.
3
- 4 [221] Jones, J.D.; Jones, S.; Mogali, S.D. Comer, Polydrug abuse: a review of opioid and benzodiazepine combination
5 use, *Drug Alcohol Depend.*, **2012**, 125, 8–18.

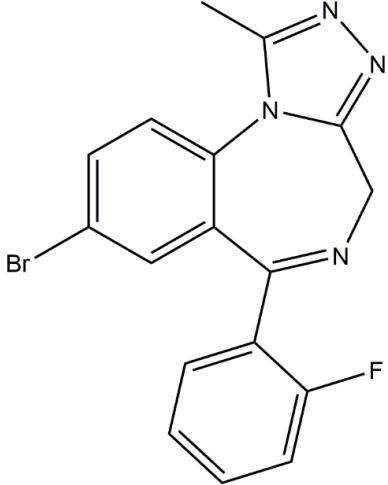
Table 2. List of current new/designer Benzodiazepines

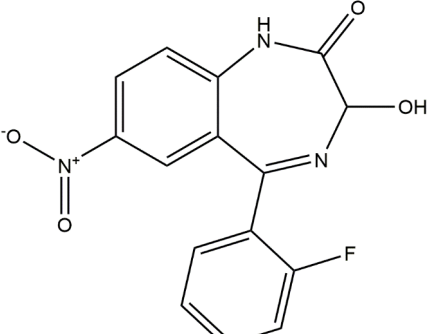
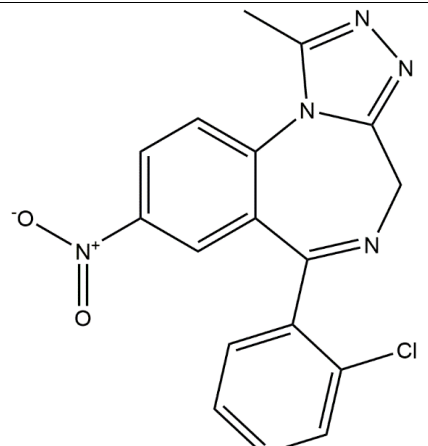
Name of BZD (CAS registry number)	Chemical formula (molecular weight, g/mol)	Molecular Structure	Systematical Chemical Name (IUPAC name) Other or street names	Year patented (Year notified to the EMCDDA)	Aspect and characteristics	User reports of effects (typical recreational dose, mg)
Phenazepam (51753-57-2)	C ₁₅ H ₁₀ BrClN ₂ O (349.6)		(7-bromo-5-(2-chlorophenyl)-1,3-dihydro-1,4-benzodiazepin-2-one) <i>Other/Street Names:</i> Fenazepam; BD 98; Elzepam; Phezipam; Phenorelaxan; Phenzitat; Bonzai; Bonsai; Supersleep; Fenaz; Soviet Benzo; Zannie	1974 (2007, UK)	White crystalline powder with a greyish-yellow tinge, odorless and tasteless, insoluble in water and soluble in ethanol, dimethylformamide and chloroform	Anxiolytic, extremely sedating, short-term memory loss, blackouts at higher doses, insomnia, delirium, psychotic episodes (0.5-1)
Etizolam (40054-69-1)	C ₁₇ H ₁₅ ClN ₄ S (342.1)		4-(2-chlorophenyl)-2-ethyl-9-methyl-6H-thieno[3,2-f][1,2,4]triazolo[4,3-a][1,4]diazepine <i>Other/Street Names:</i> AHR 3219; Depas; Y-7131; Etizola; Sedekopan; Pasaden; Etizest; Etilaam; Etiz; Etizzy	1978 (2011, UK)	White crystalline powder Tablets Blotters similar to LSD paper doses	Anxiolytic, muscle relaxation, sleep-aid, euphoria (0.25-3)

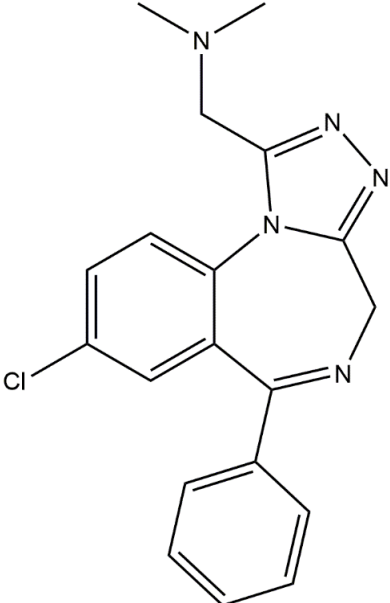
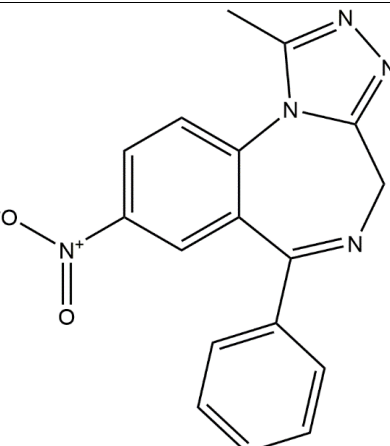
<p>Pyrazolam (39243-02-2)</p>	<p>$C_{16}H_{12}BrN_5$ (354.2)</p>		<p>8-bromo-1-methyl-6-(pyridin-2-yl)-4H-[1,2,4]triazolo[4,3-a][1,4]benzodiazepine</p> <p><i>Other/Street Names:</i> 1-methyl[1,2,4]triazolo-6-(2-pyridinyl)-8-bromo-1,4-benzodiazepine</p>	<p>1979 (2011, Finland)</p>	<p>Tablets</p>	<p>Effects lasting 6-7 hours, anxiolytic, low sedation, low hypnotic effect, low recreational value (1)</p>
<p>Flubromazepam (2647-50-9)</p>	<p>$C_{15}H_{10}BrFN_2O$ (331.1)</p>		<p>7-bromo-5-(2-fluorophenyl)-1,3-dihydro-2H-1,4-benzodiazepin-2-one</p> <p><i>Other/Street Names:</i> NA</p>	<p>1962 (2013, Germany)</p>	<p>Capsules</p>	<p>Effects lasting 18-24 hours, anxiolytic, mild euphoria, blackouts, sedating and muscle relaxation, short-term memory loss (4)</p>

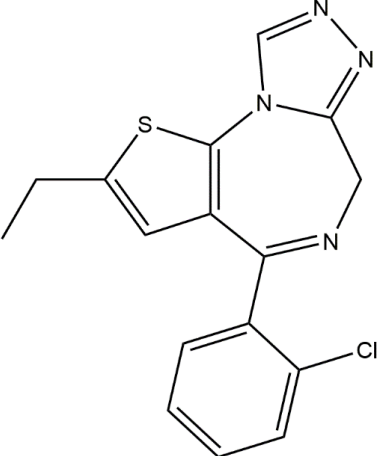
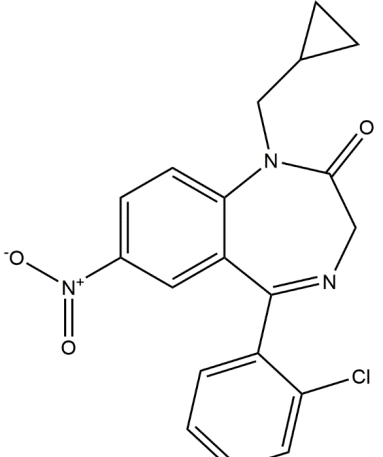
<p>Diclozepam (2894-68-0)</p>	<p>C₁₆H₁₂Cl₂N₂O (319.2)</p>		<p>7-chloro-5-(2-chlorophenyl)-1-methyl-1,3-dihydro-2H-1,4-benzodiazepin-2-one</p> <p><i>Other/Street Names:</i> Ro 5-3448; 2-chlorodiazepam; chlorodiazepam</p>	<p>1964 (2013, Sweden)</p>	<p>Blue tablets</p>	<p>Effects lasting 5-12 hours, anxiolytic, useful for 'tapering' dependence of other BZDs, low cognitive impairment, low recreational value (1-2)</p>
<p>Alprazolam triazolobenzophenone derivative (125316-83-8)</p>	<p>C₁₇H₁₅ClN₄O (326.8)</p>		<p>[2-[3-(Aminomethyl)-5-methyl-4H-1,2,4-triazol-4-yl]-5-chlorophenyl] phenylmethanone</p> <p><i>Other/Street Names:</i> NA</p>	<p>1986 (2014, Spain)</p>	<p>White powder</p>	<p>Anxiolytic (NA)</p>

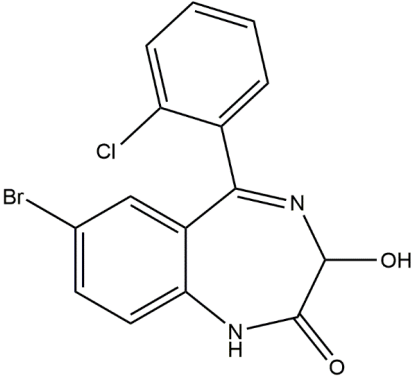
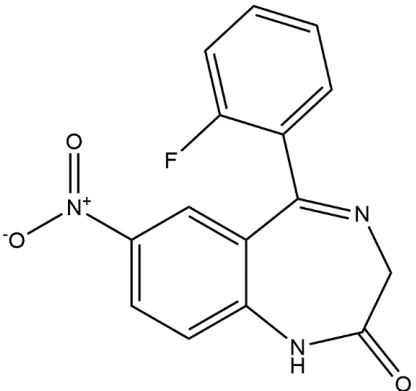
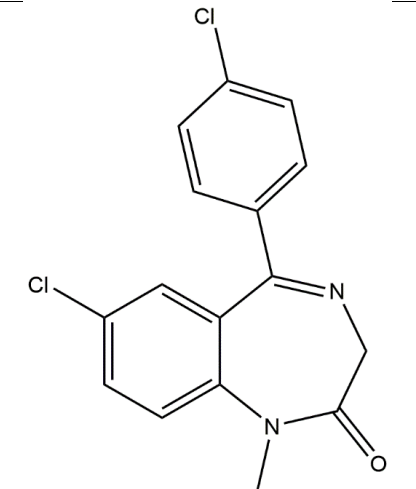
<p>Meclonazepam (S-enantiomer: 58662-84-3; Racemate: 67027-56-9)</p>	<p>C₁₆H₁₂ClN₃O₃ (329.7)</p>		<p>(S)-5-(2-chlorophenyl)-3-methyl-7-nitro-1,3-dihydro-2H-1,4-benzodiazepin-2-one</p> <p><i>Other/Street Names:</i> (S)-3-methylclonazepam; Ro 11-3128; Ro 11-3624; Meclonazepamum; Methylclonazepam; 3- methylclonazepam</p>	<p>1975 (2014, Sweden)</p>	<p>White powder</p>	<p>Low sedation, anxiolytic, muscle relaxation (2-3)</p>
<p>Deschloroetizolam (40054-73-7)</p>	<p>C₁₇H₁₆N₄S (308.4)</p>		<p>2-ethyl-9-methyl-4-phenyl-6h-thieno[3,2-f][1,2,4]triazolo[4,3-a][1,4]diazepin</p> <p><i>Other/Street Names:</i> ETZ-2; etizolam-2</p>	<p>1998 (2014, UK)</p>	<p>Blue tablets</p>	<p>Effects lasting 12- 24 hours, anxiolytic, sedation, slight euphoria (4-6)</p>

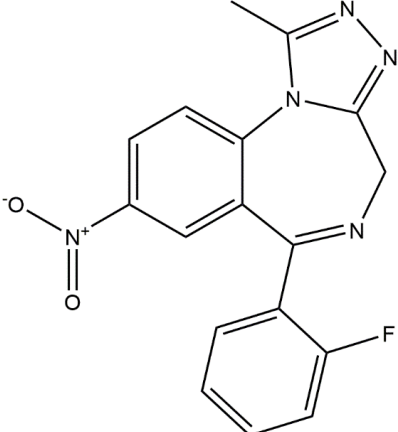
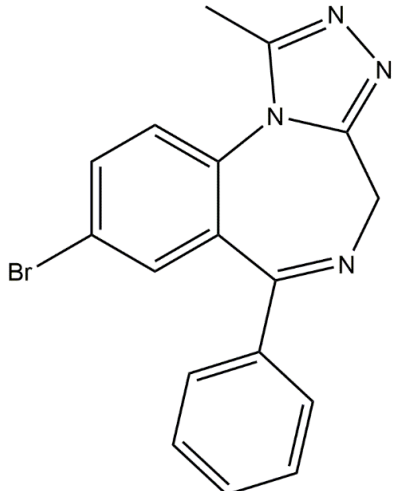
<p>Flubromazolam (612526-40-6)</p>	<p>C₁₇H₁₂BrFN₄ (371.2)</p>		<p>8-Bromo-6-(2-fluorophenyl)-1-methyl-4H-[1,2,4]triazolo[4,3-a][1,4]benzodiazepine <i>Other/Street Names:</i> JYI-73</p>	<p>1978 (2014, Sweden)</p>	<p>White rectangle shaped tablets</p>	<p>Effects lasting 12 – 18 hours, anxiolytic, high tolerance to lower doses quickly observed, blackouts and memory loss, strongly sedating, higher doses of 2.5 – 4 mg have effects reported to last up to 3 days and strong memory loss and cognitive impairment. Ingestion of 3 mg of flubromazolam 19 hours prior to hospitalization has been reported in a patient. Severe respiratory failure, hypotension, central nervous system depression and brain damage were observed. (0.15-0.25)</p>
--	---	--	---	------------------------------------	---	--

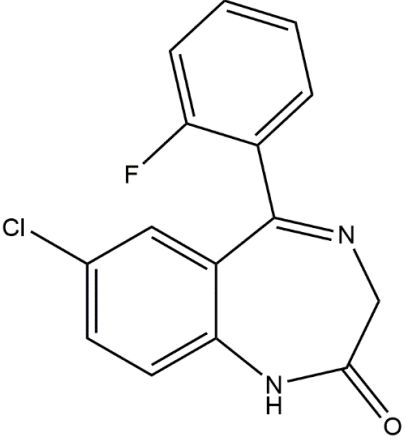
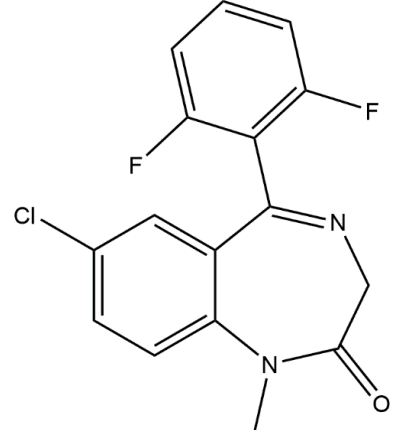
<p>Nifoxipam (74723-10-7)</p>	<p>C₁₅H₁₀FN₃O₄ (315.3)</p>		<p>5-(2-fluorophenyl)-3-hydroxy-7-nitro-1H-benzo[e][1,4]diazepin-2(3H)-one</p> <p><i>Other/Street Names:</i> 5-(2-fluorophenyl)-3-methyl-7-nitro-1,3-dihydro-2H-1,4-benzodiazepin-2-one; 3-hydroxydesmethyflunitrazepam; DP-370</p>	<p>1985 (2015, Sweden)</p>	<p>Brown tablets</p>	<p>Effects lasting 12 – 18 hours, anxiolytic, moderately sedating, mild euphoric. High doses can cause users to feel sleep-deprived, muscle relaxant (0.5-2)</p>
<p>Clonazepam (33887-02-4)</p>	<p>C₁₇H₁₂ClN₅O₂ (353.8)</p>		<p>6-(2-chlorophenyl)-1-methyl-8-nitro-4H-[1,2,4]triazolo[4,3-a][1,4]benzodiazepine</p> <p><i>Other/Street Names:</i> clonitrazolam</p>	<p>1971 (2014, Sweden)</p>	<p>White powder in yellow tablets</p>	<p>Slight euphoria, strongly sedating (0.5-1)</p>

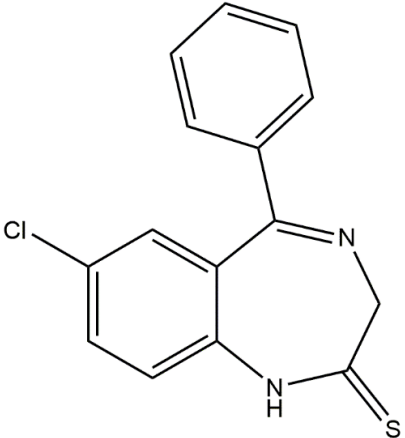
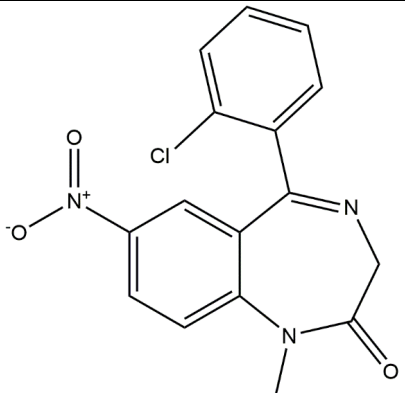
<p>Adinazolam (37115-32-5)</p>	<p>C₁₉H₁₈ClN₅ (351.8)</p>		<p>1-(8-chloro-6-phenyl-4H-[1,2,4]triazolo[4,5-a][1,4]benzodiazepin-1-yl)-N,N-dimethylmethanamine</p> <p><i>Other/Street Names:</i> Deracyn®; Adinazolamum; 8-chloro-1-[(dimethylamino)methyl]-6-phenyl-4H-s-triazolo[4,3-a][1,4]benzodiazepine</p>	<p>1976 (2015, Germany, Sweden and Slovenia)</p>	<p>White powder</p> <p>White tablet labelled "D/CD"</p>	<p>Strongly sedating, anterograde amnesia (20)</p>
<p>Nitrazolam (28910-99-8)</p>	<p>C₁₇H₁₃N₅O₂ (319.3)</p>		<p>1-methyl-8-nitro-6-phenyl-4H-[1,2,4]triazolo[4,3-a][1,4]benzodiazepine</p> <p><i>Other/Street Names:</i> NA</p>	<p>1971 (2015, Germany)</p>	<p>Light brown powder</p>	<p>Anxiolytic, hypnotic, strongly sedating (0.5-2)</p>

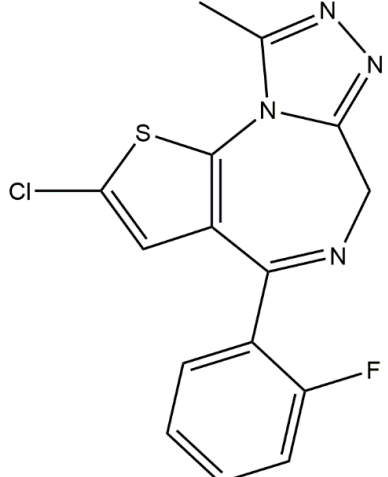
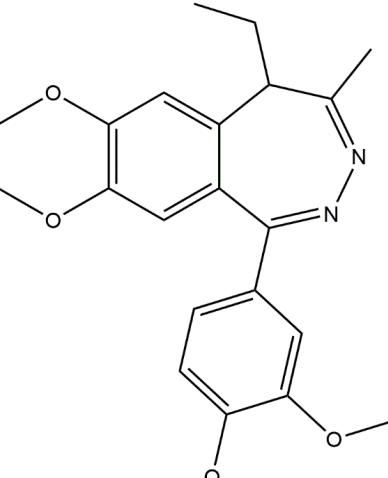
<p>Metizolam (40054-68-0)</p>	<p>C₁₆H₁₃ClN₄S (328.8)</p>		<p>4-(2-chloro-phenyl)-2-ethyl-6H-thieno[3,2-f][1,2,4]triazolo[4,3-a][1,4]diazepine <i>Other/Street Names:</i> desmethyletizolam</p>	<p>1988 (2015, Germany and Denmark)</p>	<p>Light-blue or blue round tablets</p>	<p>Anxiolytic and muscle relaxation, effects not as strong as etizolam (2)</p>
<p>Cloniprazepam (1998158-84-1)</p>	<p>C₁₉H₁₆ClN₃O₃ (369.8)</p>		<p>5-(2-Chlorophenyl)-1-(cyclopropylmethyl)-7-nitro-1,3-dihydro-2H-benzo[e][1,4]diazepin-2-one <i>Other/Street Names:</i> 7-nitro-1-(cyclo-propyl(methyl))-1,3-dihydro-5-(2-chlorophenyl)-2H-1,4-benzodiazepin-2-one; kloniprazepam; 2-chloro-7'-nitroprazepam; 1-cyclopropylmethylclonazepam</p>	<p>Not reported (2015, Sweden)</p>	<p>White capsule</p>	<p>Slight anxiolytic, higher doses (>5- 10 mg) required for muscle relaxation, sedation in most users (2.5)</p>

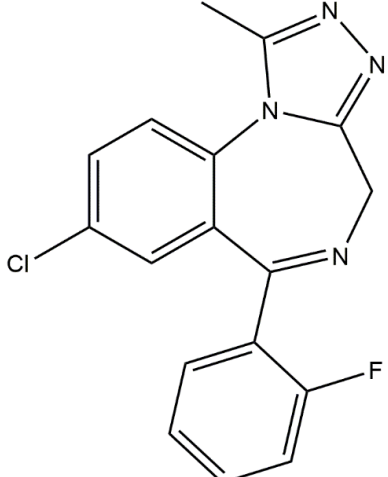
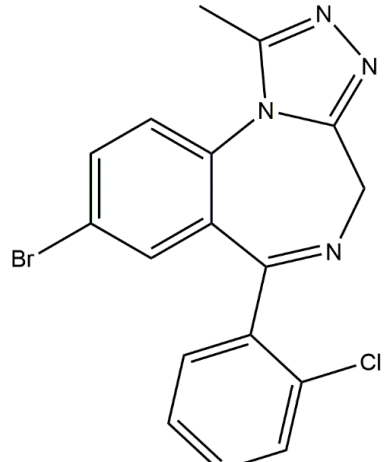
<p>3-hydroxyphenazepam (70030-11-4)</p>	<p>C₁₅H₁₀BrClN₂O₂ (365.6)</p>		<p>7-bromo-5-(2-chlorophenyl)-3-hydroxy-1,3-dihydro-2H-1,4-benzodiazepin-2-one <i>Other/Street Names:</i> 7-bromo-5-(2-chlorophenyl)-1,3-dihydro-3-hydroxy-2H-1,4-benzodiazepin-2-one; 3-HOP; HPNZ; 3-oxyfenazepam; 3-hydroxyfenazepam</p>	<p>Not reported (2016, Sweden)</p>	<p>White tablet and pale blue tablet</p>	<p>Anxiolytic, slight muscle relaxation, strongly sedating (0.5-2)</p>
<p>Fonazepam (2558-30-7)</p>	<p>C₁₅H₁₀FN₃O₃ (299.3)</p>		<p>5-(2-fluorophenyl)-1,3-dihydro-7-nitro-2H-1,4-benzodiazepin-2-one <i>Other/Street Names:</i> Desmethyl-flunitrazepam; Norflunitrazepam; Ro 05-4435; N-desmethylflunitrazepam</p>	<p>1963 (2016, Sweden)</p>	<p>white, blue and grey tablets white/yellow powder</p>	<p>Anxiolytic, muscle relation, sedation (0.6)</p>
<p>4-chlorodiazepam (14439-61-3)</p>	<p>C₁₆H₁₂ClN₂O (319.2)</p>		<p>7-chloro-5-(4-chlorophenyl)-1-methyl-3H-1,4-benzodiazepin-2-one <i>Other/Street Names:</i> 7-chloro-5-(4-chlorophenyl)-1-methyl-1,3-dihydro-2H-1,4-benzodiazepin-2-one; 7-chloro-1,3-dihydro-1-methyl-5-(p-chlorophenyl)-2H-1,4-benzodiazepine-2-one; 4-chlorodiazepam; 4'-chlorodiazepam; Ro 5-4864; Ro5-4864; Chlorodiazepam</p>	<p>1964 (2016, Slovenia)</p>	<p>Off-white powder</p>	<p>Pro-convulsing effects, also at lower doses neuroprotective, sedative (NA)</p>

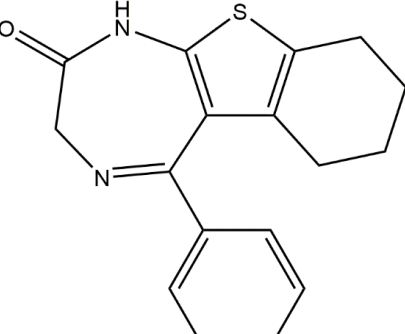
<p>Flunitrazolam (2243815-18-9)</p>	<p>C₁₇H₁₂FN₅O₂ (337.1)</p>		<p>6-(2-fluorophenyl)-1-methyl-8-nitro-4H-[1,2,4]triazolo[4,3-a][1,4]benzodiazepine <i>Other/Street Names:</i> Fluclazolam</p>	<p>1960 (2016, Germany)</p>	<p>White Powder Grey and blue Tablets Pellets and soaked into paper strips</p>	<p>Strong sedative, slight amnesia reported, anxiolytic (0.8- 1.5)</p>
<p>Bromazolam (71368-80-4)</p>	<p>C₁₇H₁₃BrN₄ (353.2)</p>		<p>8-bromo-1-methyl-6-phenyl-4H-[1,2,4]triazolo[4,3-a][1,4]benzodiazepine <i>Other/Street Names:</i> 4H-[1,2,4]triazolo[4,3-a][1,4]benzodiazepine, 8-bromo-1-methyl-6-phenyl-; 8-bromo-1-methyl-6-phenyl-4H-benzo[f][1,2,4]triazolo[4,3-a][1,4]diazepine; XLI-268</p>	<p>1976 (2016, Sweden)</p>	<p>Yellow powder</p>	<p>No published reports (1-3)</p>

<p>Norfludiazepam (2886-65-9)</p>	<p>C₁₅H₁₀ClFN₂O (288.7)</p>		<p>7-chloro-5-(2-fluorophenyl)-1,3-dihydro-1,4-benzodiazepin-2-one</p> <p><i>Other/Street Names:</i> Chloro-5-(2-fluorophenyl)-1,3-dihydro-2H-[1,4]-benzodiazepin-2-one, 7-chloro-5-(2-fluorophenyl)-1,3-dihydro-2H-1,4-benzodiazepin-2-one, 7-chloro-5-(o-fluorophenyl)-1,3-dihydro-2H-1,4-benzodiazepine-2-one; N-desalkylflurazepam; Desalkylflurazepam; Norflurazepam; Desalkylflurazepam; Norflutoprazepam; Ro 5-3367</p>	<p>1962 (2016, Sweden and Germany)</p>	<p>Orange tablet White powder</p>	<p>Strongly sedating and long lasting effects (5)</p>
<p>Ro 07-4065 (39080-67-6)</p>	<p>C₁₆H₁₁ClF₂N₂O (320.7)</p>		<p>7-chloro-5-(2,6-difluorophenyl)-1-methyl-3H-1,4-benzodiazepin-2-one</p> <p><i>Other/Street Names:</i> 7-chloro-5-(2,6-difluorophenyl)-1-methyl-1,3-dihydro-2H-benzo[e][1,4]diazepin-2-one, 7-chloro-5-(2,6-difluorophenyl)-1,3-dihydro-1-methyl-2H-1,4-benzodiazepin-2-one, 7-chloro-5-(2,6-difluorophenyl)-1-methyl-1,3-dihydro-2H-1,4-benzodiazepin-2-one; Ro-07-4065; Difludiazepam</p>	<p>1972 (2017, Sweden)</p>	<p>Pale beige powder</p>	<p>No published reports (NA)</p>

<p>Thionordiazepam (4547-02-8)</p>	<p>C₁₅H₁₁ClN₂S (286.8)</p>		<p>7-chloro-5-phenyl-1,3-dihydro-2H-1,4-benzodiazepin-2-thione</p> <p><i>Other/Street Names:</i> 7-chloro-5-phenyl-1,3-dihydro-1,4-benzodiazepine-2-thione; 7-chloro-1,3-dihydro-5-phenyl-2H-1,4-benzodiazepine-2-thione; 7-chloro-5-phenyl-1,3-dihydro-1,4-benzodiazepine-2-thione; 7-chloro-1,3-dihydro-5-phenyl-2H-1,4-benzodiazepine-2-thione; Thionordiazepam; Thionordiazepam</p>	<p>1963 (2017, Sweden)</p>	<p>Pale yellow powder</p>	<p>No published reports (NA)</p>
<p>Methyl- clonazepam (5527-71-9)</p>	<p>C₁₆H₁₂ClN₃O₃ (329.7)</p>		<p>5-(2-chlorophenyl)-1-methyl-7-nitro-3H-1,4-benzodiazepin-2-one</p> <p><i>Other/Street Names:</i> 5-(2-chlorophenyl)-1,3-dihydro-1-methyl-7-nitro-2H-1,4-benzodiazepin-2-one; 5-(2-chlorophenyl)-1-methyl-7-nitro-(1,4)-benzodiazepin-2-one; 5-(o-chlorophenyl)-1-methyl-7-nitro-(1,4)-benzodiazepin-2-one; 5-(2-chlorophenyl)-1,3-dihydro-7-nitro-1,4-benzodiazepin-2-one; ID 690; ID-690; Ro 05-4082; R 5-4082</p>	<p>1974 (2017, Sweden)</p>	<p>Pale yellow powder</p>	<p>Anxiolytic effect more potent than lorazepam (1-6)</p>

<p>Fluclozepam (54123-15-8)</p>	<p>C₁₅H₁₀ClFN₄S (332.8)</p>		<p>2-chloro-4-(2-fluorophenyl)-9-methyl-6H-thieno[3,2-f][1,2,4]triazolo[4,3-a][1,4]diazepine</p> <p><i>Other/Street Names:</i> 4-(2-fluorophenyl)-2-chloro-9-methyl-6H-thieno[3,2-f][1,2,4]triazolo[4,3-a][1,4]diazepine</p>	<p>1974 (2017, Sweden and Denmark)</p>	<p>Pale green tablets Blotters</p>	<p>Potent hypnotic (0.25-0.5)</p>
<p>Tofisopam (22345-47-7)</p>	<p>C₂₂H₂₆N₂O₄ (382.5)</p>		<p>1-(3,4-dimethoxyphenyl)-5-ethyl-7,8-dimethoxy-4-methyl-5H-2,3-benzodiazepine</p> <p><i>Other/Street Names:</i> 1-(3,4-dimethoxyphenyl)-4-methyl-5-ethyl-7,8-dimethoxy-5H-2,3-benzodiazepine; 7,8-dimethoxy-1-(3,4-dimethoxyphenyl)-5-ethyl-4-methyl-5H-2,3-benzodiazepine; Grandaxin®; Emandaxin®; EGYT 341; Nodeprine; Séríel; TF</p>	<p>1978 (2017, Sweden)</p>	<p>White tablet labelled 'GRANDAX' in blister packs</p>	<p>Anxiolytic effects with increased concentration, memory and attention, no withdrawal effects (NA)</p>

<p>Flualprazolam (28910-91-0)</p>	<p>C₁₇H₁₂ClFN₄ (326.8)</p>		<p>8-chloro-6-(2-fluorophenyl)-1-methyl-4H-[1,2,4]triazolo[4,3-a][1,4]benzodiazepine</p> <p><i>Other/Street Names:</i> 8-chloro-6-(2-fluorophenyl)-1-methyl-4H-[1,2,4]triazolo[4,3-a][1,4]benzodiazepine; 8-chloro-6-(2-fluorophenyl)-1-methyl-4H-benzo[f][1,2,4]triazolo[4,3-a][1,4]diazepine; 12-chloro-9-(2-fluorophenyl)-3-methyl-2,4,5,8-tetraazatricyclo[8.4.0.0^{2,6}]tetradeca-1(14),3,5,8,10,12-hexaene; Ro 11-5073/000</p>	<p>1971 (2017, Sweden)</p>	<p>Pale beige and yellow powder</p> <p>Tablet</p> <p>Pellet</p>	<p>No published reports (NA)</p>
<p>Clobromazolam (87213-50-1)</p>	<p>C₁₇H₁₂BrClN₄ (387.7)</p>		<p>8-bromo-6-(2-chlorophenyl)-1-methyl-4H-[1,2,4]triazolo[4,3-a][1,4]benzodiazepine</p> <p><i>Other/Street Names:</i> 8-bromo-6-(2-chlorophenyl)-1-methyl-4H-s-triazolo[4,3-a][1,4]benzodiazepine; Phenazolam; BRN 4550445; DM-II-90</p>	<p>1983 (2016, Sweden)</p>	<p>White capsule containing white powder</p>	<p>No published reports (NA)</p>

<p>Bentazepam (Free base: 29462-18-8; Hydrochloride salt: 29462-19-9)</p>	<p>C₁₇H₁₆N₂OS (296.3)</p>		<p>5-phenyl-1,3,6,7,8,9-hexahydro-2H-[1]benzothieno[2,3-e][1,4]diazepin-2-one</p> <p><i>Other/Street Names:</i> 5-phenyl-1,3,6,7,8,9-hexahydrobenzothienopheno[2,3-e][1,4]diazepin-2-one; CI 718; QM 6008; Thiadipone; Tiadipone; 608-362-7 (EC No); 29349990 (EU Customs Code CN)</p>	<p>1986 (2014, Sweden)</p>	<p>White round tablets</p>	<p>Limited published reports (30-50)</p>
---	--	--	--	------------------------------------	--------------------------------	--

(Chemical structures performed by using ChemDraw for professionals version 16.0)

Table 1. Pharmacokinetic and chemical structure classification of traditional and some new/designer BZDs

SHORT / ULTRA-SHORT PLASMA HALF-LIFE ($t_{1/2}$) BZD - I GROUP
<ul style="list-style-type: none"> • Drug name (traditional): <ul style="list-style-type: none"> a) Triazolobenzodiazepines: e.g., Alprazolam; Estazolam; Triazolam b) Thienobenzodiazepines: e.g., Bentazepam; Brotizolam; Clotiazepam • NPS: <ul style="list-style-type: none"> a) Triazolobenzodiazepines: Adinazolam; Alprazolam triazolobenzophenone derivative; Bromazolam; Clobromazolam; Clonazolam (clonitrazolam); Flualprazolam; Flubromazolam; Flunitrazolam; Nitrazolam; Pyrazolam; Thionordazepam; Zapizolam b) Thienobenzodiazepines: thienotriazolodiazepines (Etizolam; Deschloroetizolam; Metizolam; Fluclotizolam)
<ul style="list-style-type: none"> • Pharmacokinetic features <ul style="list-style-type: none"> a) Plasma half-life: increased in elderly patients and in those with liver disease. <ul style="list-style-type: none"> a) Triazolobenzodiazepines: 6-24 hours. b) Thienobenzodiazepines: 2-6 hours. b) Metabolism: hydroxylation and conjugation with glucuronic acid.
<ul style="list-style-type: none"> • Accumulation: after prolonged use.
<ul style="list-style-type: none"> • Interactions: Cimetidine, propranolol, fluoxetine, paroxetine, fluvoxamine and oral contraceptives inhibit the processes of hepatic hydroxylation (P-450), and decrease the metabolism of these BZD, increasing their plasma levels. Excessive sedative effects and hypotension when combined with alcohol.
SHORT / ULTRASHORT PLASMA HALF-LIFE ($t_{1/2}$) BZD - II GROUP
<ul style="list-style-type: none"> • Drug name (traditional): <ul style="list-style-type: none"> <i>Oxazepam-like BZD:</i> Camazepam; Lorazepam; Lormetazepam; Oxazepam; Temazepam. • NPS: Flutazolam; Nimetazepam (belonging to 1,4-BZD family)
<ul style="list-style-type: none"> c) Pharmacokinetic features: no modification in elderly patients or in those with liver disease. <ul style="list-style-type: none"> a) Plasma half-life: 10-24 hours. b) Metabolism: conjugation with glucuronic acid. No active metabolites.
<ul style="list-style-type: none"> • Accumulation: no accumulation.
<ul style="list-style-type: none"> • Interactions: No relevant pharmacokinetic interactions. Excessive sedative effect and risk of hypotension when combined with alcohol or CNS sedative drugs.

MEDIUM / LONG PLASMA HALF-LIFE (t_{1/2}) BZD

- **Drug name (traditional)**

a) *Pronordiazepam-like BZD*: Bromazepam; Chlorazepate; Chlordesmetildiazepam; Chlordiazepoxide; Clobazam; Desmethyldiazepam; Diazepam; Flurazepam; Ketazolam; Medazepam; Pinazepam; Prazepam; Quazepam.

b) *Nitro-BZD*: Clonazepam; Flunitrazepam; Nitrazepam.

- **NPS:**

a) *Pronordiazepam-like BZD*: 4'-chlorodiazepam or Ro 5-4864 (belonging to 1,4-BZD family); Diclazepam or Ro 5-3448 (belonging to 1,4-BZD family); Flubromazepam (belonging to 1,4-BZD family); Meclonazepam (belonging to 1,4-BZD family); Norfludiazepam or Ro 5-3367 (belonging to 1,4-BZD family); Ro 07-4065 (belonging to 1,4-BZD family).

b) *Nitro-BZD*: 3-hydroxyphenazepam (belonging to 1,4-BZD family); Cloniprazepam (belonging to 1,4-BZD family); Fonazepam or Ro-4435 (belonging to 1,4-BZD family); Methylclonazepam (belonging to 1,4-BZD family); Nifoxipam or DP 370 (belonging to 1,4-BZD family); Phenazepam (belonging to 1,4-BZD family).

- **Pharmacokinetic features**

a) *Plasma half-life*: 24-48 hours (nitro-BZD); >48 hours (pro-nordiazepam-like BZD). Plasma t_{1/2} increases in elderly and patients with liver diseases.

b) *Metabolism*: demethylation to nordiazepam, hydroxylation and conjugation by glucuronic acid; nitro-reduction and conjugation by glucuronic acid. Active metabolites with long plasma half-life.

- **Accumulation**: after long-term treatment.

- **Interactions**: cimetidine, propranolol, fluoxetine, paroxetine, fluvoxamine, and oral contraceptives, decrease hepatic hydroxylation (CYP-450) and increase plasma levels of these BZD. Combination with alcohol and CNS depressant drugs induces severe sedative and hypotensive effects.

