



Swansea University  
Prifysgol Abertawe



## Cronfa - Swansea University Open Access Repository

---

This is an author produced version of a paper published in:

*Nature*

Cronfa URL for this paper:

<http://cronfa.swan.ac.uk/Record/cronfa50148>

---

### **Paper:**

Stratton, G. (2019). Rising rural body-mass index is the main driver of the global obesity epidemic in adults. *Nature*, 569(7755), 260-264.

<http://dx.doi.org/10.1038/s41586-019-1171-x>

Released under the terms of a Creative Commons Attribution 4.0 International License (CC-BY).

---

This item is brought to you by Swansea University. Any person downloading material is agreeing to abide by the terms of the repository licence. Copies of full text items may be used or reproduced in any format or medium, without prior permission for personal research or study, educational or non-commercial purposes only. The copyright for any work remains with the original author unless otherwise specified. The full-text must not be sold in any format or medium without the formal permission of the copyright holder.

Permission for multiple reproductions should be obtained from the original author.

Authors are personally responsible for adhering to copyright and publisher restrictions when uploading content to the repository.

<http://www.swansea.ac.uk/library/researchsupport/ris-support/>

# Rising rural body-mass index is the main driver of the global obesity epidemic in adults

NCD Risk Factor Collaboration (NCD-RisC)\*

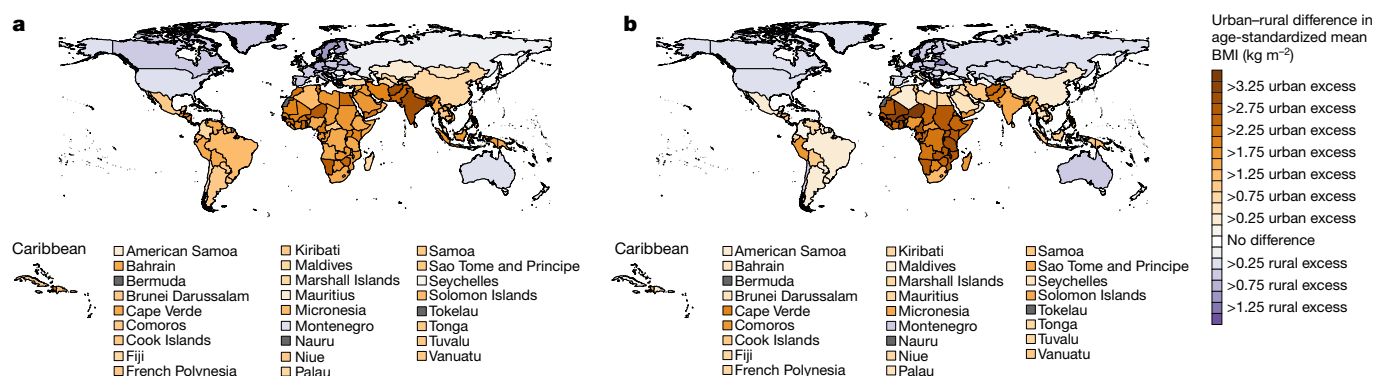
Body-mass index (BMI) has increased steadily in most countries in parallel with a rise in the proportion of the population who live in cities<sup>1,2</sup>. This has led to a widely reported view that urbanization is one of the most important drivers of the global rise in obesity<sup>3–6</sup>. Here we use 2,009 population-based studies, with measurements of height and weight in more than 112 million adults, to report national, regional and global trends in mean BMI segregated by place of residence (a rural or urban area) from 1985 to 2017. We show that, contrary to the dominant paradigm, more than 55% of the global rise in mean BMI from 1985 to 2017—and more than 80% in some low- and middle-income regions—was due to increases in BMI in rural areas. This large contribution stems from the fact that, with the exception of women in sub-Saharan Africa, BMI is increasing at the same rate or faster in rural areas than in cities in low- and middle-income regions. These trends have in turn resulted in a closing—and in some countries reversal—of the gap in BMI between urban and rural areas in low- and middle-income countries, especially for women. In high-income and industrialized countries, we noted a persistently higher rural BMI, especially for women. There is an urgent need for an integrated approach to rural nutrition that enhances financial and physical access to healthy foods, to avoid replacing the rural undernutrition disadvantage in poor countries with a more general malnutrition disadvantage that entails excessive consumption of low-quality calories.

Being underweight or overweight can lead to adverse health outcomes. BMI—a measure of underweight and overweight—is rising in most countries<sup>2</sup>. It is commonly stated that urbanization is one of the most important drivers of the worldwide rise in BMI because diet and lifestyle in cities lead to adiposity<sup>3–6</sup>. However, such statements are typically based on cross-sectional comparisons in one or a small number of countries. Only a few studies have analysed how BMI is changing over time in rural and urban areas. The majority have been in one country,

over short durations, and/or in one sex and narrow age groups. The few studies that covered more than one country<sup>7–12</sup> used at most a few dozen data sources and hence could not systematically estimate trends, and focused primarily on women of child-bearing age.

Data on how BMI in rural and urban populations is changing are needed to plan interventions that address underweight and overweight. Here, we report on mean BMI in rural and urban areas of 200 countries and territories from 1985 to 2017. We used 2,009 population-based studies of human anthropometry conducted in 190 countries (Extended Data Fig. 1), with measurements of height and weight in more than 112 million adults aged 18 years and older. We excluded data based on self-reported height and weight because they are subject to bias. For each sex, we used a Bayesian hierarchical model to estimate mean BMI by year, country and rural or urban place of residence. As described in the Methods, the estimated trends in population mean BMI represent a combination of (1) the change in the health of individuals due to change in their economic status and environment, and (2) the change in the composition of individuals that make up the population (and their economic status and environment).

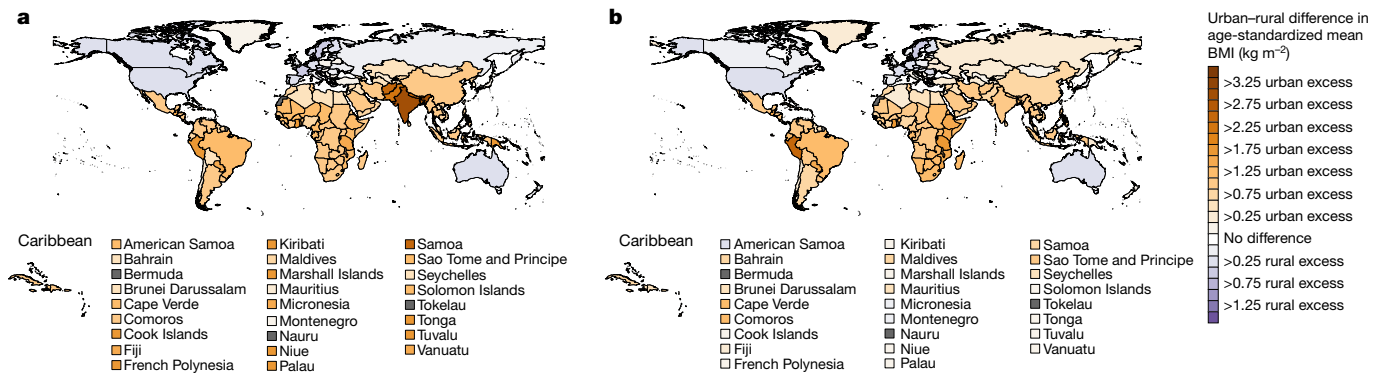
From 1985 to 2017, the proportion of the world's population who lived in urban areas<sup>1</sup> increased from 41% to 55%. Over the same period, global age-standardized mean BMI increased from 22.6 kg m<sup>-2</sup> (95% credible interval 22.4–22.9) to 24.7 kg m<sup>-2</sup> (24.5–24.9) in women, and from 22.2 kg m<sup>-2</sup> (22.0–22.4) to 24.4 kg m<sup>-2</sup> (24.2–24.5) in men. The increase in mean BMI was 2.09 kg m<sup>-2</sup> (1.73–2.44) and 2.10 kg m<sup>-2</sup> (1.79–2.41) among rural women and men, respectively, compared to 1.35 kg m<sup>-2</sup> (1.05–1.65) and 1.59 kg m<sup>-2</sup> (1.33–1.84) in urban women and men. Nationally, change in mean BMI ranged from small decreases among women in 12 countries in Europe and Asia Pacific, to a rise of >5 kg m<sup>-2</sup> among women in Egypt and Honduras. The lowest observed sex-specific mean BMI over these 33 years was that of rural women in Bangladesh of 17.7 kg m<sup>-2</sup> (16.3–19.2) and rural men in



**Fig. 1 | The difference between rural and urban age-standardized mean BMI in women. a**, Difference in age-standardized mean BMI in 1985. **b**, Difference in age-standardized mean BMI in 2017. We did not estimate the difference between rural and urban areas for countries and territories in which the entire population live in areas classified as urban (Singapore,

Hong Kong, Bermuda and Nauru) or rural (Tokelau)—shown in grey. See Extended Data Fig. 2 for mean BMI at the national level and in rural and urban populations in 1985 and 2017. See Extended Data Fig. 6 for comparisons of the results between women and men.

\*A list of authors and their affiliations appears in the online version of the paper.

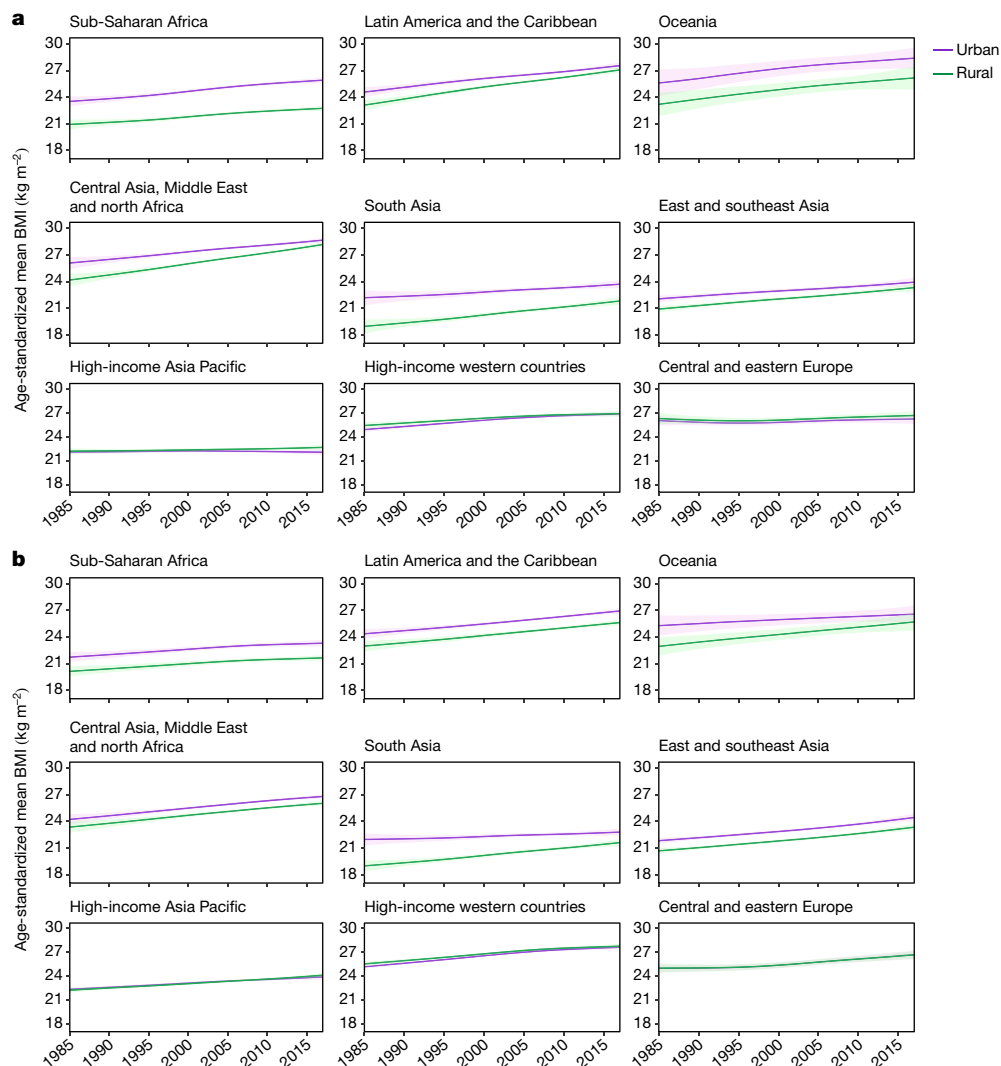


**Fig. 2 | The difference between rural and urban age-standardized mean BMI in men. a, Difference in age-standardized mean BMI in 1985. b, Difference in age-standardized mean BMI in 2017. We did not estimate the difference between rural and urban areas for countries and territories in which the entire population live in areas classified as urban (Singapore,**

**Hong Kong, Bermuda and Nauru) or rural (Tokelau)—shown in grey. See Extended Data Fig. 3 for mean BMI at the national level and in rural and urban populations in 1985 and 2017. See Extended Data Fig. 6 for comparison of results between women and men.**

Ethiopia of  $18.4 \text{ kg m}^{-2}$  ( $17.0\text{--}19.9$ ), both in 1985; the highest were  $35.4 \text{ kg m}^{-2}$  ( $33.7\text{--}37.1$ ) for urban women and  $34.6 \text{ kg m}^{-2}$  ( $33.1\text{--}35.9$ ) for rural men in American Samoa in 2017 (Extended Data Figs. 2, 3), representing a twofold difference.

In 1985, urban men and women in every country in east, south and southeast Asia, Oceania, Latin America and the Caribbean and a region that comprises central Asia, the Middle East and north Africa had a higher mean BMI than their rural peers (Figs. 1, 2). The urban–rural



**Fig. 3 | Trends in age-standardized mean BMI by rural and urban place of residence. a, Trends are shown for women in each region. b, Trends are shown for men in each region. The lines show the posterior mean estimates and the shaded areas show the 95% credible intervals.**

**Table 1 | Contributors to the rise in mean BMI from 1985 to 2017**

		Rural component		Urban component		Urbanization component		
		Absolute contribution (kg m <sup>-2</sup> )	Percentage contribution (%)	Absolute contribution (kg m <sup>-2</sup> )	Percentage contribution (%)	Absolute contribution (kg m <sup>-2</sup> )	Percentage contribution (%)	
<b>Emerging economies</b>								
Central Asia, Middle East and north Africa	Men	1.30 (0.96–1.64)	48 (41–54)	1.33 (1.02–1.65)	49 (44–54)	0.09 (0.06–0.12)	3 (2–5)	
	Women	1.96 (1.57–2.33)	59 (54–64)	1.31 (0.95–1.69)	39 (34–44)	0.06 (0.03–0.09)	2 (1–3)	
East and southeast Asia	Men	1.99 (1.62–2.37)	67 (63–71)	0.66 (0.53–0.80)	22 (20–24)	0.33 (0.26–0.39)	11 (9–14)	
	Women	1.81 (1.36–2.26)	73 (67–80)	0.47 (0.32–0.64)	19 (16–22)	0.18 (0.10–0.26)	7 (4–11)	
Latin America and the Caribbean	Men	0.86 (0.63–1.09)	31 (26–37)	1.73 (1.31–2.16)	63 (58–67)	0.17 (0.13–0.20)	6 (5–8)	
	Women	1.29 (1.07–1.51)	38 (34–43)	2.01 (1.56–2.49)	60 (55–63)	0.06 (0.03–0.10)	2 (1–3)	
Oceania	Men	2.24 (1.12–3.37)	90 (80–102)	0.24 (–0.03–0.51)	10 (–2–20)	0.00 (0.00–0.00)	0 (0–0)	
	Women	2.41 (0.89–3.98)	81 (69–90)	0.53 (0.18–0.89)	19 (10–31)	0.00 (0.00–0.00)	0 (0–0)	
South Asia	Men	1.99 (1.42–2.54)	86 (79–94)	0.20 (0.00–0.40)	8 (0–15)	0.12 (0.09–0.15)	5 (3–8)	
	Women	2.18 (1.46–2.87)	80 (73–87)	0.36 (0.13–0.60)	13 (6–19)	0.19 (0.16–0.23)	7 (5–11)	
<b>Sub-Saharan Africa</b>								
Sub-Saharan Africa	Men	1.14 (0.64–1.63)	64 (53–73)	0.39 (0.22–0.55)	22 (15–28)	0.23 (0.19–0.27)	14 (10–21)	
	Women	1.37 (0.90–1.83)	57 (49–63)	0.58 (0.42–0.74)	24 (21–28)	0.45 (0.42–0.49)	19 (15–25)	
<b>High-income and other industrialized regions</b>								
Central and eastern Europe	Men	0.59 (0.35–0.82)	35 (26–44)	1.10 (0.70–1.50)	65 (57–73)	0.00 (–0.01–0.01)	0 (–1–1)	
	Women	0.14 (–0.19–0.45)	NR	0.13 (–0.45–0.69)	NR	–0.02 (–0.03–0.00)	NR	
High-income Asia Pacific	Men	0.48 (0.37–0.59)	31 (25–37)	1.15 (0.84–1.46)	72 (68–75)	–0.04 (–0.08–0.00)	–2 (–6–0)	
	Women	0.12 (–0.01–0.27)	NR	–0.02 (–0.38–0.36)	NR	–0.10 (–0.15 to –0.06)	NR	
High-income western countries	Men	0.58 (0.47–0.69)	24 (22–27)	1.80 (1.53–2.07)	76 (74–78)	–0.01 (–0.02–0.00)	0 (–1–0)	
	Women	0.39 (0.24–0.54)	21 (15–26)	1.44 (1.09–1.79)	79 (74–84)	0.00 (–0.02–0.01)	0 (–1–1)	
<b>World</b>								
World	Men	1.24 (1.06–1.43)	57 (53–60)	0.65 (0.54–0.75)	30 (27–32)	0.30 (0.28–0.32)	14 (12–16)	
	Women	1.22 (1.01–1.43)	60 (56–64)	0.56 (0.44–0.69)	28 (24–31)	0.25 (0.23–0.27)	13 (11–15)	

Contributions of the rise in mean BMI in rural and urban populations and of urbanization to the rise in mean BMI from 1985 to 2017, by region. Urbanization is defined as an increase in the proportion of the population who live in urban areas. Percentage contributions were calculated as described in the Methods. The reported values are the means and 95% credible intervals. The three percentages sum to 100%. When one component causes an increase in BMI in a region and another does the opposite, the components can be negative or greater than 100%. Urban and rural mean BMI and the percentage of the population who live in urban areas in 1985 and 2017 for each region are provided in Extended Data Table 1. NR, percentage contribution was not reported, because the regional change in mean BMI (which appears in the denominator of the percentage contribution) was small (<0.5 kg m<sup>-2</sup>), leading to unstable estimates.

gap was as large as 3.25 kg m<sup>-2</sup> (2.57–3.96) in women and 3.05 kg m<sup>-2</sup> (2.44–3.68) in men in India. Over time, the BMI gap between rural and urban women shrank in all of these regions by at least 40%, as BMI rose faster in rural areas than in cities (Fig. 3). In 14 countries in these regions, including Armenia, Chile, Jamaica, Jordan, Malaysia, Taiwan and Turkey, the ordering of rural and urban female BMI reversed over time and rural women had higher BMI than their urban peers in 2017 (Fig. 1 and Extended Data Fig. 4).

The mean BMI of rural men also increased more than the mean BMI of urban men in south Asia and Oceania, shrinking the urban–rural BMI gap by more than half (Figs. 2, 3). In east and southeast Asia, Latin America and the Caribbean, and central Asia, the Middle East and north Africa, men in both rural and urban areas experienced a similar BMI increase and, therefore, the urban excess BMI did not change substantially over time.

In contrast to emerging economies, excess BMI among urban women became larger in sub-Saharan Africa (Fig. 3): from 2.59 kg m<sup>-2</sup> (2.21–2.98) in 1985 to 3.17 kg m<sup>-2</sup> (2.93–3.42) in 2017 (posterior probability of the observed increase being a true increase >0.999). This occurred because female BMI rose faster in cities than in rural areas in sub-Saharan Africa. This led to women in sub-Saharan African countries, especially those in west Africa, having the largest urban excess BMI of any country in 2017—for example, more than 3.35 kg m<sup>-2</sup> in Niger, Burkina Faso, Togo and Ghana (Fig. 1 and Extended Data Fig. 4). BMI increased at a similar rate in rural and urban men in sub-Saharan Africa, with the difference in 2017 (1.66 kg m<sup>-2</sup>; 1.37–1.94) being similar to 1985 (1.60 kg m<sup>-2</sup>; 1.13–2.07) (Fig. 2 and Extended Data Fig. 4).

BMI was previously lower in rural areas of low- and middle-income countries than in cities, both because rural residents had higher energy expenditure in their daily work—especially agriculture—and domestic activities, such as fuelwood and water collection<sup>13,14</sup>, and because lower incomes in rural areas restricted food consumption<sup>15</sup>. In middle-income countries, agriculture is increasingly mechanized, cars are used for rural transport as income increases and road infrastructure improves, service and administrative jobs have become more common for example, because homes have a water connection and use commercial fuels<sup>16</sup>. Furthermore, higher incomes as a result of economic growth allow more spending on food and hence higher caloric intake, disproportionately more in rural areas, where a substantial share of income was previously spent on food. Additionally, the consumption of processed carbohydrates may have increased disproportionately in rural areas where such foods have become more readily available through national and transnational companies<sup>9,17–21</sup>. These changes, referred to as ‘urbanization of rural life’ by some researchers<sup>6</sup>, have contributed to a larger increase in rural BMI<sup>22,23</sup>.

In contrast to other regions, urbanization in sub-Saharan Africa preceded significant economic growth<sup>24</sup>. Subsistence farming remains common in Africa, and agriculture remains mostly manual; fuelwood—usually collected by women—is still the dominant fuel in rural Africa; and the use of cars for transportation is limited by poor infrastructure and poverty. In African cities, many people have service and office jobs, and mobility has become less energy-intensive owing to shorter travel distances and the use of cars and buses. Furthermore, urban markets where fresh produce is sold are increasingly replaced by commercially prepared and processed

foods from transnational and local industries and street vendors<sup>25–27</sup>. These effects are exacerbated by limited time and space for cooking healthy meals and possibly perceptions of large weight as a sign of affluence<sup>28,29</sup>.

In contrast to low- and middle-income regions, urban women in high-income western and Asia Pacific regions, and in central and eastern Europe, had slightly lower mean BMI than their rural peers in 2017 (Fig. 3). The rural excess BMI for women in these regions changed little from 1985 to 2017. Nationally, the excess BMI of rural women was largest in central and eastern European countries (for example, around 1 kg m<sup>-2</sup> or more in Belarus, Latvia and Czech Republic; Fig. 1 and Extended Data Fig. 4). Rural men in high-income western countries also had an excess BMI compared to urban men throughout the analysis period. The largest rural excess BMI for men in 2017 was seen in Sweden, Czech Republic, Ireland, Australia, Austria and the United States, which all had an excess BMI of 0.35 kg m<sup>-2</sup> or larger. In the high-income Asia Pacific region and in central and eastern Europe, rural and urban men had almost identical BMI throughout these three decades (Fig. 2 and Extended Data Fig. 4).

The lower urban BMI in high-income and industrialized countries reflects a growing rural economic and social disadvantage, including lower education and income, lower availability and higher price of healthy and fresh foods<sup>30,31</sup>, less access to, and use of, public transport and walking than in cities<sup>32,33</sup>, and limited availability of facilities for sports and recreational activity<sup>34</sup>, which account for a significant share of overall physical activity in high-income and industrialized countries.

We also estimated how much of the overall rise in mean BMI since 1985 has been due to increases in BMI of rural and urban populations versus those attributable to urbanization (defined as an increase in the proportion of the population who live in urban areas), in each region and in the world as a whole. At the global level, 60% (56–64) of the rise in mean BMI from 1985 to 2017 in women and 57% (53–60) in men was due to increases in the BMI of rural populations; 28% (24–31) in women and 30% (27–32) in men due to the rise in BMI in urban populations; and 13% (11–15) and 14% (12–16) due to urbanization (Table 1). The contribution of the rise in rural BMI ranged from around 60% to 90% in the mostly rural regions of sub-Saharan Africa, east, south and south-east Asia and Oceania. The contribution of urbanization was small in all regions of the world, with maximum values of 19% (15–25) among women and 14% (10–21) among men in sub-Saharan Africa.

Our results show that, contrary to the prevailing view<sup>3–6</sup>, BMI is rising at the same rate or faster in rural areas compared to cities, particularly in low- and middle-income countries except among women in sub-Saharan Africa. These trends have resulted in a rural–urban convergence in BMI in most low- and middle-income countries, especially for women. This convergence mirrors the experience of high-income and industrialized countries, where we found a persistently higher BMI in rural areas. The rising rural BMI is the largest contributor to the BMI rise in low- and middle-income regions and in the world as a whole over the last 33 years, which challenges the current paradigm of urban living and urbanization as the key driver of the global epidemic of obesity.

In poor societies, urban areas historically had lower levels of undernutrition<sup>35,36</sup>, possibly because infrastructure such as roads and electricity facilitate food trade, transport and storage in cities, which can in turn reduce the impacts of agricultural shocks and seasonality. As economic growth and rural nutrition programmes reduce rural caloric deficiency, the rural undernutrition disadvantage may be replaced with a more general and complex malnutrition that entails excessive consumption of low-quality calories. To avoid such an unhealthy transition, the fragmented national and international responses to undernutrition and obesity should be integrated, and the narrow focus of international aid on undernutrition should be broadened, to enhance access to healthier foods in poor rural and urban communities.

## Online content

Any methods, additional references, Nature Research reporting summaries, source data, statements of data availability and associated accession codes are available at <https://doi.org/10.1038/s41586-019-1171-x>.

Received: 29 October 2018; Accepted: 30 March 2019;

Published online 8 May 2019.

- United Nations Department of Economic and Social Affairs, Population Division. *World Urbanization Prospects: the 2014 Revision*. <https://esa.un.org/unpd/wup/publications/files/wup2014-report.pdf> (United Nations, 2015).
- NCD Risk Factor Collaboration (NCD-RisC). Worldwide trends in body-mass index, underweight, overweight, and obesity from 1975 to 2016: a pooled analysis of 2416 population-based measurement studies in 128·9 million children, adolescents, and adults. *Lancet* **390**, 2627–2642 (2017).
- WHO. *Global Report on Urban Health: Equitable Healthier Cities for Sustainable Development*. Report No. 9241565276. <https://apps.who.int/iris/handle/10665/204715> (World Health Organization, 2016).
- Yusuf, S., Reddy, S., Ôunpuu, S. & Anand, S. Global burden of cardiovascular diseases: part I: general considerations, the epidemiologic transition, risk factors, and impact of urbanization. *Circulation* **104**, 2746–2753 (2001).
- Wagner, K. H. & Brath, H. A global view on the development of non-communicable diseases. *Prev. Med.* **54**, S38–S41 (2012).
- Popkin, B. M. Global nutrition dynamics: the world is shifting rapidly toward a diet linked with noncommunicable diseases. *Am. J. Clin. Nutr.* **84**, 289–298 (2006).
- Abubakari, A. R. et al. Prevalence and time trends in obesity among adult West African populations: a meta-analysis. *Obes. Rev.* **9**, 297–311 (2008).
- Filozof, C., Gonzalez, C., Sereyday, M., Mazza, C. & Braguinsky, J. Obesity prevalence and trends in Latin-American countries. *Obes. Rev.* **2**, 99–106 (2001).
- Jaacks, L. M., Slining, M. M. & Popkin, B. M. Recent underweight and overweight trends by rural–urban residence among women in low- and middle-income countries. *J. Nutr.* **145**, 352–357 (2015).
- Mamun, A. A. & Finlay, J. E. Shifting of undernutrition to overnutrition and its determinants among women of reproductive ages in the 36 low to medium income countries. *Obes. Res. Clin. Pract.* **9**, 75–86 (2015).
- Neuman, M., Kawachi, I., Gortmaker, S. & Subramanian, S. V. Urban–rural differences in BMI in low- and middle-income countries: the role of socioeconomic status. *Am. J. Clin. Nutr.* **97**, 428–436 (2013).
- Popkin, B. M., Adair, L. S. & Ng, S. W. Global nutrition transition and the pandemic of obesity in developing countries. *Nutr. Rev.* **70**, 3–21 (2012).
- Assah, F. K., Ekelund, U., Brage, S., Mbanaya, J. C. & Wareham, N. J. Urbanization, physical activity, and metabolic health in sub-Saharan Africa. *Diabetes Care* **34**, 491–496 (2011).
- Levine, J. A. et al. The work burden of women. *Science* **294**, 812 (2001).
- Subramanian, S. & Deaton, A. The demand for food and calories. *J. Polit. Econ.* **104**, 133–162 (1996).
- Ng, S. W. & Popkin, B. M. Time use and physical activity: a shift away from movement across the globe. *Obes. Rev.* **13**, 659–680 (2012).
- Popkin, B. M. Nutrition, agriculture and the global food system in low and middle income countries. *Food Policy* **47**, 91–96 (2014).
- Reardon, T., Timmer, C. P. & Minten, B. Supermarket revolution in Asia and emerging development strategies to include small farmers. *Proc. Natl Acad. Sci. USA* **109**, 12332–12337 (2012).
- Mahajan, V. How Unilever reaches rural consumers in emerging markets. *Harv. Bus. Rev.* <https://hbr.org/2016/12/how-unilever-reaches-rural-consumers-in-emerging-markets> (2016).
- Jacobs, A. & Richtel, M. How big business got Brazil hooked on junk food. *The New York Times*. <https://www.nytimes.com/interactive/2017/09/16/health/brazil-obesity-nestle.html> (2017).
- Reardon, T., Timmer, C., Barrett, C. & Berdegue, J. The rise of supermarkets in Africa, Asia and Latin America. *Am. J. Agric. Econ.* **85**, 1140–1146 (2003).
- Ng, S. W., Norton, E. C. & Popkin, B. M. Why have physical activity levels declined among Chinese adults? Findings from the 1991–2006 China Health and Nutrition Surveys. *Soc. Sci. Med.* **68**, 1305–1314 (2009).
- Monda, K. L., Adair, L. S., Zhai, F. & Popkin, B. M. Longitudinal relationships between occupational and domestic physical activity patterns and body weight in China. *Eur. J. Clin. Nutr.* **62**, 1318–1325 (2008).
- Fay, M. & Opal, C. *Urbanization without Growth: A Not-So-Uncommon Phenomenon*. Policy Research Working Paper No. 241. <https://openknowledge.worldbank.org/bitstream/handle/10986/21373/wps2412.pdf?sequence=1&isAllowed=y> (World Bank, 2000).
- FAO. *Street Food in Urban Ghana*. <http://www.fao.org/3/a-i5804e.pdf> (Food and Agriculture Organization of the United Nations, 2016).
- Chilanga, E., Riley, L., Ngwira, J., Chalinda, C. & Masitala, L. *Food Insecurity in Informal Settlements in Lilongwe, Malawi*. <https://www.afsun.org/wp-content/uploads/2017/09/AFSUN25.pdf> (African Food Security Network, 2017).
- Tschirley, D., Reardon, T., Dolislager, M. & Snyder, J. The rise of a middle class in east and southern Africa: implications for food system transformation. *J. Int. Dev.* **27**, 628–646 (2015).
- Holdsworth, M., Gartner, A., Landais, E., Maire, B. & Delpuech, F. Perceptions of healthy and desirable body size in urban Senegalese women. *Int. J. Obes.* **28**, 1561–1568 (2004).
- Ettarh, R., Van de Vijver, S., Oti, S. & Kyobutungi, C. Overweight, obesity, and perception of body image among slum residents in Nairobi, Kenya, 2008–2009. *Prev. Chronic Dis.* **10**, 130198 (2013).
- Liese, A. D., Weis, K. E., Pluto, D., Smith, E. & Lawson, A. Food store types, availability, and cost of foods in a rural environment. *J. Am. Diet. Assoc.* **107**, 1916–1923 (2007).
- Lenardson, J. D., Hansen, A. Y. & Hartley, D. Rural and remote food environments and obesity. *Curr. Obes. Rep.* **4**, 46–53 (2015).

32. Ihara, M. et al. A cross-sectional study of the association between city scale and daily steps in Japan: Data from the National Health and Nutrition Survey Japan (NHNS-J) 2006–2010 (in Japanese). *Nippon Koshu Eisei Zasshi* **63**, 549–559 (2016).
33. Scheiner, J. A century of motorisation in urban and rural contexts: paths of motorisation in German cities. *Erdkunde* **66**, 313–328 (2012).
34. Seguin, R., Connor, L., Nelson, M., LaCroix, A. & Eldridge, G. Understanding barriers and facilitators to healthy eating and active living in rural communities. *J. Nutr. Metab.* **2014**, 146502 (2014).
35. Paciorek, C. J., Stevens, G. A., Finucane, M. M. & Ezzati, M. Children's height and weight in rural and urban populations in low-income and middle-income countries: a systematic analysis of population-representative data. *Lancet Glob. Health* **1**, e300–e309 (2013).
36. Krumdiek, C. L. The rural-to-urban malnutrition gradient. A key factor in the pathogenesis of urban slums. *J. Am. Med. Assoc.* **215**, 1652–1654 (1971).

**Acknowledgements** This study was funded by the Wellcome Trust. H.B. was supported by a Medical Research Council Doctoral Training Partnership Studentship, J.B. by a Royal Society Research Grant, and M.D.C. by an Academy of Medical Sciences Springboard Award. We thank L. Jaacks, B. Popkin, S. Sundberg and W. Willett for recommendations of relevant citations. The authors are responsible for the views expressed in this Letter and they do not necessarily represent the views, decisions, or policies of the institutions with which they are affiliated.

**Reviewer information** *Nature* thanks Miguel A. Martinez Beneito, Barry M. Popkin and the other anonymous reviewer(s) for their contribution to the peer review of this work.

**Author contributions** M.E. designed the study and oversaw research. H.B. led the data collection and statistical analysis, and prepared results. The other authors contributed to study design; collected, reanalysed, pooled and checked

data; analysed pooled data; and prepared results. M.E. and H.B. wrote the first draft of the manuscript with input from the other authors.

**Competing interests** M.E. reports a charitable grant from the AstraZeneca Young Health Programme, and personal fees from Prudential, Scor and Third Bridge, outside the submitted work. The other authors declare no competing interests.

**Additional information**

**Extended data** is available for this paper at <https://doi.org/10.1038/s41586-019-1171-x>.

**Supplementary information** is available for this paper at <https://doi.org/10.1038/s41586-019-1171-x>.

**Reprints and permissions information** is available at <http://www.nature.com/reprints>.

**Publisher's note:** Springer Nature remains neutral with regard to jurisdictional claims in published maps and institutional affiliations.



**Open Access** This article is licensed under a Creative Commons Attribution 4.0 International License, which permits use, sharing, adaptation, distribution and reproduction in any medium or format, as long as you give appropriate credit to the original author(s) and the source, provide a link to the Creative Commons license, and indicate if changes were made. The images or other third party material in this article are included in the article's Creative Commons license, unless indicated otherwise in a credit line to the material. If material is not included in the article's Creative Commons license and your intended use is not permitted by statutory regulation or exceeds the permitted use, you will need to obtain permission directly from the copyright holder. To view a copy of this license, visit <http://creativecommons.org/licenses/by/4.0/>.

© The Author(s) 2019

## NCD Risk Factor Collaboration (NCD-RisC)

Honor Bixby<sup>1</sup>, James Bentham<sup>2</sup>, Bin Zhou<sup>1</sup>, Mariachiara Di Cesare<sup>3</sup>, Christopher J. Pacioni<sup>4</sup>, James E. Bennett<sup>1</sup>, Cristina Taddei<sup>1</sup>, Gretchen A. Stevens<sup>5</sup>, Andrea Rodriguez-Martinez<sup>1</sup>, Rodrigo M. Carrillo-Larco<sup>1</sup>, Young-Oh Khang<sup>6</sup>, Maroje Soric<sup>7</sup>, Edward W. Gregg<sup>8</sup>, J. Jaime Miranda<sup>9</sup>, Zulfiqar A. Bhutta<sup>10,11</sup>, Stefan Savin<sup>5</sup>, Marisa K. Sophiea<sup>1</sup>, Maria L. C. Iurlilli<sup>1</sup>, Bethlehem D. Solomon<sup>1</sup>, Melanie J. Cowan<sup>5</sup>, Leanne M. Riley<sup>5</sup>, Goodarz Danaei<sup>12</sup>, Pascal Bovet<sup>13,14</sup>, Adela Chirita-Emandi<sup>15</sup>, Ian R. Hambleton<sup>16</sup>, Nalson J. Hayes<sup>17</sup>, Nayu Ikeda<sup>18</sup>, Andre P. Kengne<sup>19</sup>, Avula Laxmaiah<sup>20</sup>, Yanping Li<sup>21</sup>, Stephen T. McGarvey<sup>21</sup>, Aya Mostafa<sup>22</sup>, Martin Neovius<sup>23</sup>, Gregor Starc<sup>24</sup>, Ahmad A. Zainuddin<sup>25</sup>, Leandra Abarca-Gómez<sup>26</sup>, Ziad A. Abdeen<sup>27</sup>, Shynar Abdrakhmanova<sup>28</sup>, Suhalha Abdul Ghaffar<sup>25</sup>, Zargar Abdul Hamid<sup>29</sup>, Jamila Abubakar Garba<sup>30</sup>, Niveen M. Abu-Rmeileh<sup>31</sup>, Benjamin Acosta-Cazares<sup>32</sup>, Robert J. Adams<sup>33</sup>, Wichai Aekplakorn<sup>34</sup>, Kaosar Afsana<sup>35</sup>, Imelda A. Agdeppa<sup>36</sup>, Carlos A. Aguilar-Salinas<sup>37</sup>, Charles Agyemang<sup>38</sup>, Mohamad Hasnan Ahmad<sup>25</sup>, Noor Ani Ahmad<sup>39</sup>, Naser Ahmad<sup>39</sup>, Alireza Ahmadvand<sup>40</sup>, Wolfgang Ahrens<sup>41</sup>, Kamel Ajlouni<sup>42</sup>, Fadia AlBuhairan<sup>43</sup>, Shahla AlDhukair<sup>44</sup>, Hazzaa M. Al-Hazzaa<sup>45</sup>, Mohamed M. Ali<sup>5</sup>, Osman Ali<sup>46</sup>, Ala'a Alkerwi<sup>47</sup>, Amani Rashed Al-Othman<sup>48</sup>, Rajaa Al-Raddadi<sup>49</sup>, Mar Alvarez-Pedrerol<sup>50</sup>, Eman Aly<sup>51</sup>, Deepak N. Amarapurkar<sup>52,576</sup>, Philippe Amouey<sup>53,54</sup>, Antoinette Amuzu<sup>55</sup>, Lars Bo Andersen<sup>56</sup>, Sigmund A. Anderssen<sup>57</sup>, Lars H. Ångquist<sup>58</sup>, Ranjit Mohan Anjana<sup>59</sup>, Alireza Ansari-Moghaddam<sup>60</sup>, Hajer Aounallah-Skhiri<sup>61</sup>, Joana Araújo<sup>62</sup>, Inger Ariansen<sup>63</sup>, Tahir Aris<sup>25</sup>, Raphael E. Arku<sup>64</sup>, Nimmathota Arappa<sup>20</sup>, Krishna K. Aryal<sup>65</sup>, Thor Aspelund<sup>66</sup>, Felix K. Assah<sup>67</sup>, Maria Cecília F. Assunção<sup>68</sup>, May Soe Aung<sup>69</sup>, Juha Auvinen<sup>70</sup>, Mária Avdicová<sup>71</sup>, Ana Azevedo<sup>72</sup>, Fereidoun Azizi<sup>73</sup>, Mehrdad Azmin<sup>40</sup>, Bontha V. Babu<sup>74</sup>, Azli Baharudin<sup>25</sup>, Suhad Bahijri<sup>49</sup>, Jennifer L. Baker<sup>75</sup>, Nagalla Balakrishna<sup>20</sup>, Mohamed Bamoshmoosh<sup>76</sup>, Maciej Banach<sup>77</sup>, Piotr Bandosz<sup>78</sup>, José R. Banegas<sup>79</sup>, Carlo M. Barbaggalo<sup>80</sup>, Alberto Barceló<sup>81</sup>, Amina Barkat<sup>82</sup>, Aluisio J. D. Barros<sup>68</sup>, Mauro V. G. Barros<sup>83</sup>, Iqbal Bata<sup>84</sup>, Anwar M. Batieha<sup>85</sup>, Rosangela L. Batista<sup>86</sup>, Zhamilya Battakova<sup>28</sup>, Assembekov Batyrbek<sup>87</sup>, Louise A. Baur<sup>17</sup>, Robert Beaglehole<sup>88</sup>, Silvia Bel-Serrat<sup>89</sup>, Habiba Ben Romdhane<sup>90</sup>, Judith Benedics<sup>91</sup>, Mikhail Benet<sup>92</sup>, Salim Berkinkbayev<sup>87</sup>, Antonio Bernabe-Ortiz<sup>9</sup>, Gailute Bernotiene<sup>93</sup>, Heloisa Bettio<sup>94</sup>, Aroor Bhargyalaxmi<sup>95</sup>, Sumit Bhaktrai<sup>96</sup>, Santosh K. Bhargava<sup>97</sup>, Hongsheng Bi<sup>98</sup>, Yufang Bi<sup>99</sup>, Anna Bieh<sup>100</sup>, Elysée Claude Bika Lele<sup>100</sup>, Mukharram Bikbov<sup>101</sup>, Bihungum Bista<sup>102</sup>, Dusko J. Bjelic<sup>103</sup>, Peter Bjerregaard<sup>104,105</sup>, Espen Bjertness<sup>106</sup>, Marius B. Bjertness<sup>106</sup>, Cecilia Björkelund<sup>107</sup>, Anneke Blokstra<sup>108</sup>, Simona Bo<sup>109</sup>, Martin Bobak<sup>110</sup>, Lynne M. Boddy<sup>111</sup>, Bernhard O. Boehm<sup>112</sup>, Heiner Boeing<sup>113</sup>, Jose G. Boggia<sup>114</sup>, Carlos P. Boissonnet<sup>115</sup>, Marialaura Bonaccio<sup>116</sup>, Vanina Bongard<sup>117</sup>, Matthias Bopp<sup>118</sup>, Rossana Borchini<sup>119</sup>, Herman Borghs<sup>120</sup>, Lien Braeckvelt<sup>121</sup>, Lutgart Braeckman<sup>122</sup>, Marjolijn C. E. Bragt<sup>123</sup>, Imperia Brajkovich<sup>124</sup>, Francesco Branca<sup>5</sup>, Juergen Breckenkamp<sup>125</sup>, João Breda<sup>126</sup>, Hermann Brenner<sup>127</sup>, Lizzy M. Brewster<sup>38</sup>, Garry R. Brian<sup>128</sup>, Lacramioara Brinduse<sup>129</sup>, Graziella Bruno<sup>109</sup>, H. Bas Bueno-de-Mesquita<sup>108</sup>, Anna Bugge<sup>130</sup>, Marta Buonfranceschi<sup>126</sup>, Genc Burazeri<sup>131</sup>, Con Burns<sup>132</sup>, Antonio Cabrera de León<sup>133</sup>, Joseph Cacciottolo<sup>134</sup>, Hui Cai<sup>135</sup>, Tilema Cama<sup>136</sup>, Christine Cameron<sup>137</sup>, José Camolas<sup>138</sup>, Gamze Can<sup>139</sup>, Günyan Can<sup>140</sup>, Ana Paula C. Cândido<sup>141</sup>, Felicia Cañete<sup>142</sup>, Mário V. Capanzana<sup>36</sup>, Eduardo Capuano<sup>143</sup>, Vincenzo Capuano<sup>143</sup>, Viviane C. Cardoso<sup>94</sup>, Axel C. Carlsson<sup>144</sup>, Esteban Carmuega<sup>145</sup>, Maria J. Carvalho<sup>146</sup>, Felipe F. Casanueva<sup>147</sup>, Juan-Pablo Casas<sup>10</sup>, Carmelo A. Caserta<sup>148</sup>, Ertugrul Celikcan<sup>149</sup>, Laura Censi<sup>150</sup>, Juraci A. Cesar<sup>151</sup>, Snehalatha Chamukuttan<sup>152</sup>, Angelique W. Chan<sup>153</sup>, Queenie Chan<sup>1</sup>, Himanshu K. Chaturvedi<sup>154</sup>, Nishi Chaturvedi<sup>110</sup>, Norsyamliina Che Abdul Rahim<sup>25</sup>, Chien-Jen Chen<sup>155</sup>, Fangfang Chen<sup>156</sup>, Huashuai Chen<sup>157</sup>, Shuohua Chen<sup>158</sup>, Zhengming Chen<sup>159</sup>, Ching-Yu Cheng<sup>153</sup>, Yiling J. Cheng<sup>8</sup>, Angela Chetrit<sup>160</sup>, Ekaterina Chikova-Iscener<sup>161</sup>, Arnaud Chiolo<sup>162</sup>, Shu-Ti Chiou<sup>163</sup>, María-Dolores Chirlaque<sup>164</sup>, Belong Cho<sup>165</sup>, Yumi Cho<sup>166</sup>, Kaare Christensen<sup>105</sup>, Diego G. Christofaro<sup>167</sup>, Jerzy Chudek<sup>168</sup>, Renata Cifkova<sup>169,170</sup>, Michelle Cilia<sup>171</sup>, Eliza Cinteza<sup>172</sup>, Frank Claessens<sup>173</sup>, Janine Clarke<sup>174</sup>, Els Clays<sup>122</sup>, Hans Concini<sup>175</sup>, Susana C. Confortin<sup>176</sup>, Cyrus Cooper<sup>177</sup>, Tara C. Coppinger<sup>132</sup>, Simona Costanzo<sup>116</sup>, Dominique Cotel<sup>178</sup>, Chris Cowell<sup>17</sup>, Cora L. Craig<sup>137</sup>, Amelia C. Crampin<sup>179</sup>, Ana B. Crujeiras<sup>180</sup>, Juan J. Cruz<sup>79</sup>, Alexandra Cucu<sup>181</sup>, Liufu Cui<sup>158</sup>, Jean Dallongeville<sup>178</sup>, Albertino Damasceno<sup>182</sup>, Camilla T. Damsgaard<sup>58</sup>, Rachel Dankner<sup>160</sup>, Thomas M. Dantoft<sup>75</sup>, Graziella D'Arrigo<sup>183</sup>, Parasmani Dasgupta<sup>184</sup>, Saeed Dastgiri<sup>185</sup>, Luc Dauchet<sup>54</sup>, Kairat Davletov<sup>87</sup>, Guy De Backer<sup>122</sup>, Dirk De Bacquer<sup>122</sup>, Amalia De Curtis<sup>116</sup>, Giovanni de Gaetano<sup>116</sup>, Stefaan De Henauw<sup>122</sup>, Paula Duarte de Oliveira<sup>68</sup>, Karin De Ridder<sup>186</sup>, Susanne R. de Rooij<sup>187</sup>, Delphine De Smedt<sup>122</sup>, Mohan Deepa<sup>59</sup>, Alexander D. Deev<sup>188</sup>, Abbas Dehghan<sup>189</sup>, Hélène Delisle<sup>190</sup>, Francis Delpuech<sup>191</sup>, Elaine Dennison<sup>177</sup>, Valérie Deschamps<sup>192</sup>, Klodian Dhana<sup>189</sup>, Meghnath Dhimal<sup>102</sup>, Augusto F. Di Castelnuovo<sup>193</sup>, Juvenal Soares Dias-da-Costa<sup>194</sup>, Alejandro Diaz<sup>195</sup>, Zivka Dika<sup>7</sup>, Shirin Djalalinia<sup>196</sup>, Ha T. P. Do<sup>197</sup>, Annette J. Dobson<sup>198</sup>, Maria Benedetta Donati<sup>116</sup>, Chiara Donfrancesco<sup>199</sup>, Silvana P. Donoso<sup>200</sup>, Angela Döring<sup>201</sup>, Maria Dorobantu<sup>172</sup>, Ahmad Reza Dorosty<sup>39</sup>, Eleonora d'Orsi<sup>176</sup>, Kouamelan Doua<sup>202</sup>, Wojciech Drygas<sup>203</sup>, Jia Li Duan<sup>204</sup>, Charmaine A. Duante<sup>36</sup>, Rosemary B. Duda<sup>205</sup>, Vesselka Duleva<sup>161</sup>, Virginija Dulskiene<sup>93</sup>, Samuel C. Dumith<sup>151</sup>, Vilnis Dzerve<sup>206</sup>, Elzbieta Dziankowska-Zaborszczy<sup>77</sup>, Ricky Eddie<sup>207</sup>, Eruke E. Egbagbe<sup>208</sup>, Robert Eggertsen<sup>107</sup>, Gabriele Eiben<sup>209</sup>, Ulf Ekkelund<sup>57</sup>, Jalila El Ati<sup>210</sup>, Denise Eldemire-Shearer<sup>211</sup>, Marie Eliassen<sup>75</sup>, Paul Elliott<sup>1</sup>, Reina Engle-Stone<sup>212</sup>, Rajiv T. Erasmus<sup>213</sup>, Cihangir Erem<sup>139</sup>, Louise Eriksen<sup>105</sup>, Johan G. Eriksson<sup>214</sup>, Jorge Escobedo-de la Peña<sup>32</sup>, Alun Evans<sup>215</sup>, David Faeh<sup>118</sup>, Caroline H. Fall<sup>177</sup>, Victoria Farrugia Sant'Angelo<sup>171</sup>, Farshad Farzadar<sup>39</sup>, Mohammad R. Fattahi<sup>216</sup>, Francisco J. Felix-Redondo<sup>217</sup>, Trevor S. Ferguson<sup>211</sup>, Romulo A. Fernandes<sup>167</sup>, Daniel Fernández-Bergés<sup>218</sup>, Daniel Ferrante<sup>219</sup>, Marika Ferrari<sup>220</sup>, Caterina Ferreccio<sup>221</sup>, Eldridge Ferrer<sup>36</sup>, Jean Ferrieres<sup>117</sup>, Anna Fijalkowska<sup>222</sup>, Günther Fink<sup>223,224</sup>, Kausa Fischer<sup>225</sup>, Eric Monterubio Flores<sup>226</sup>, Bernhard Föger<sup>175</sup>, Leng Huat Foo<sup>227</sup>, Ann-Sofie Forslund<sup>228</sup>, Maria Forsner<sup>228</sup>, Heba M. Fouad<sup>51</sup>, Damian K. Francis<sup>229</sup>, Maria do Carmo Franco<sup>230</sup>, Oscar H. Franco<sup>189</sup>, Guillermo Frontera<sup>231</sup>, Flavio D. Fuchs<sup>232</sup>, Sandra C. Fuchs<sup>233</sup>, Yuki Fujita<sup>234</sup>, Takuro Furusawa<sup>235</sup>, Zbigniew Gaciong<sup>236</sup>, Mihai Gafencu<sup>15</sup>, Daniela Galeone<sup>237</sup>, Fabio Galvano<sup>238</sup>, Jingli Gao<sup>158</sup>, Manoli Garcia-de-la-Hera<sup>239</sup>, Dickman Gareth<sup>240</sup>, Sarah P. Garnett<sup>17</sup>, Jean-Michel Gaspoz<sup>241</sup>, Magda Gasull<sup>242</sup>, Louise Gates<sup>243</sup>, Andrea Gazzinelli<sup>244</sup>, Harald Geiger<sup>175</sup>, Johanna M. Geleijnse<sup>245</sup>, Ali Ghanbari<sup>39</sup>, Erfan Ghasemi<sup>39</sup>, Anoosheh Ghasemian<sup>40</sup>, Oana-Florentina Gheorghe-Fronea<sup>172</sup>, Simona Giampaoli<sup>199</sup>, Francesco Gianfagna<sup>246,193</sup>, Tiffany K. Gill<sup>247</sup>, Jonathan Giovannelli<sup>54</sup>, Glen Gironella<sup>36</sup>, Aleksander Giwercman<sup>248</sup>, Justyna Godos<sup>238</sup>, Sibel Gogen<sup>149</sup>, Rebecca A. Goldsmith<sup>249</sup>, David Goltzman<sup>250</sup>, Helen Gonçalves<sup>68</sup>, Angel R. Gonzalez<sup>251</sup>, David A. Gonzalez-Chica<sup>247</sup>, Marcela Gonzalez-Gross<sup>252</sup>, Mergel González-Leon<sup>32</sup>, Juan P. González-Rivas<sup>253</sup>, María-Elena González-Villalpando<sup>254</sup>, Frederic Gottrand<sup>53</sup>, Antonio Pedro Graça<sup>255</sup>, Sidsel Graff-Iversen<sup>63</sup>, Dušan Grafnetter<sup>256</sup>, Aneta Grajda<sup>257</sup>, Maria G. Grammatikopoulou<sup>258</sup>, Ronald D. Gregor<sup>84</sup>, Tomasz Grodzicki<sup>259</sup>, Anders Grøntved<sup>105</sup>, Giuseppe Grosso<sup>238</sup>, Gabriella Gruden<sup>109</sup>, Dongfeng Gu<sup>260</sup>, Emanuela Gualdi-Russo<sup>261</sup>, Elias F. Gudmundsson<sup>262</sup>, Vilundur Gudnason<sup>66</sup>, Ramiro Guerrero<sup>263</sup>, Idris Guessous<sup>241</sup>, Andre L. Guimaraes<sup>264</sup>, Martin C. Gulliford<sup>265</sup>, Johanna Gunnlaugsdottir<sup>262</sup>, Marc Gunter<sup>266</sup>, Xiuhua Guo<sup>267</sup>, Yui Guo<sup>267</sup>, Prakash C. Gupta<sup>268</sup>, Rajeev Gupta<sup>269</sup>, Oye Gureje<sup>270</sup>, Beata Gurzkowska<sup>257</sup>, Laura Gutierrez<sup>271</sup>, Felix Gutzwiller<sup>118</sup>, Farzad Hadaegh<sup>73</sup>, Charalambos A. Hadjigeorgiou<sup>272</sup>, Rosa Haghshenas<sup>40</sup>, Jytte Halkjær<sup>273</sup>, Rebecca Hardy<sup>110</sup>, Rachakulla Hari Kumar<sup>20</sup>, Maria Hassapidou<sup>274</sup>, Jun Hata<sup>275</sup>, Teresa Haugsgjerd<sup>276</sup>, Jiang He<sup>277</sup>, Yuna He<sup>278</sup>, Regina Heidinger-Felso<sup>279</sup>, Mirjam Heinen<sup>89</sup>, Tatjana Hejgaard<sup>280</sup>, Marleen Elisabeth Hendriks<sup>281</sup>, Ana Henriques<sup>62</sup>, Leticia Hernandez Cadena<sup>226</sup>, Sauli Herrala<sup>282</sup>, Victor M. Herrera<sup>283</sup>, Isabelle Herter-Aeberli<sup>284</sup>, Ramin Heshmat<sup>285</sup>, Allan G. Hill<sup>177</sup>, Sai Yin Ho<sup>286</sup>, Suzanne C. Ho<sup>287</sup>, Michael Hobbs<sup>288</sup>, Albert Hofman<sup>189</sup>, Wilma M. Hopman<sup>289</sup>, Andrea R. V. R. Horimoto<sup>290</sup>, Claudia M. Hormiga<sup>291</sup>, Bernardo L. Horta<sup>68</sup>, Leila Houti<sup>292</sup>, Christina Howitt<sup>16</sup>, Thein Thein Htay<sup>293</sup>, Aung Soe Htet<sup>294</sup>, Maung Maung Than Htike<sup>294</sup>, Yonghua Hu<sup>295</sup>, José María Huerta<sup>296</sup>, Ilpo Tapani Huhtaniemi<sup>1</sup>, Constanta Huidumac Petrescu<sup>181</sup>, Martijn Huisman<sup>297,298</sup>, Abdullatif Hussein<sup>31</sup>, Chinh Nguyen Huu<sup>197</sup>, Inge Huybrechts<sup>266</sup>, Nahla Hwalla<sup>299</sup>, Jolanda Hyska<sup>131</sup>, Licia Iacoviello<sup>246,116</sup>, Jesús M. Ibarluzea<sup>300</sup>, Mohsen M. Ibrahim<sup>301</sup>, Norazizah Ibrahim Wong<sup>25</sup>, M. Arfan Ikram<sup>189</sup>, Vilma E. Irazola<sup>271</sup>, Takafumi Ishida<sup>302</sup>, Muhammad Islam<sup>10</sup>, Aziz al-Safi Ismail<sup>227</sup>, Vanja Ivkovic<sup>303</sup>, Masanori Iwasaki<sup>304</sup>, Tuija Jääskeläinen<sup>214</sup>, Rod T. Jackson<sup>88</sup>, Jeremy M. Jacobs<sup>305</sup>, Hashem Jaddou<sup>85</sup>, Tazeen Jafar<sup>153</sup>, Kenneth James<sup>211</sup>, Kazi M. Jamil<sup>48</sup>, Konrad Jamrozik<sup>247,576</sup>, Imre Janszky<sup>306</sup>, Edward Janus<sup>307</sup>, Juel Jarani<sup>308</sup>, Marjo-Riitta Jarvelin<sup>70,1</sup>, Grazyna Jasienska<sup>259</sup>, Ana Jelakovic<sup>303</sup>, Bojan Jelakovic<sup>309</sup>, Garry Jennings<sup>110</sup>, Seung-lyeal Jeong<sup>311</sup>, Chao Qiang Jiang<sup>312</sup>, Ramon O. Jimenez<sup>313</sup>, Michel Joffres<sup>314</sup>, Mattias Johansson<sup>266</sup>, Jari J. Jokelainen<sup>282</sup>, Jost B. Jonas<sup>315</sup>, Torben Jørgensen<sup>75</sup>, Pradeep Joshi<sup>316</sup>, Dragana P. Jovic<sup>317</sup>, Jacek Józwiak<sup>318</sup>, Anne Juolevi<sup>214</sup>, Gregor Jurak<sup>24</sup>, Vesna Juresa<sup>7</sup>, Rudolf Kaaks<sup>127</sup>, Anthony Kafatos<sup>319</sup>, Eero O. Kajantie<sup>214</sup>, Ofra Kalter-Leibovici<sup>160</sup>, Nor Azmi Kamaruddin<sup>320</sup>, Yves Kameli<sup>191</sup>, Eftymios Kapantais<sup>321</sup>, Khem B. Karki<sup>322</sup>, Amir Kasaeian<sup>39</sup>, Marzieh Katibeh<sup>323</sup>, Joanne Katz<sup>324</sup>, Peter T. Katzmarzyk<sup>325</sup>, Jussi Kauhanen<sup>326</sup>, Prabhdeep Kaur<sup>327</sup>, Maryam Kavousi<sup>189</sup>, Gyullii Kazakbaeva<sup>101</sup>, Ulrich Keil<sup>328</sup>, Lital Keinan-Boker<sup>249</sup>, Sirkka Keinänen-Kiukaanniemi<sup>282</sup>, Roya Kelishadi<sup>329</sup>, Cecily Kelleher<sup>89</sup>, Han C. G. Kemper<sup>330</sup>, Alina Kerimkulova<sup>331</sup>, Mathilde Kersting<sup>332</sup>, Timothy Key<sup>159</sup>, Yousef Saleh Khader<sup>85</sup>, Davood Khalili<sup>73</sup>

Mohammad Khateeb<sup>42</sup>, Kay-Tea Khaw<sup>333</sup>, Bahareh Kheiri<sup>73</sup>, Alireza Khosravi<sup>334</sup>, Ilse M. S. L. Khouw<sup>123</sup>, Stefan Kiechl<sup>335</sup>, Ursula Kiechl-Kohlendorfer<sup>335</sup>, Japhet Killewo<sup>336</sup>, Jeongseon Kim<sup>337</sup>, Yeon-Yong Kim<sup>311</sup>, Jeannette Klimont<sup>338</sup>, Jurate Klumbiene<sup>93</sup>, Michael Knoflach<sup>335</sup>, Bhawesh Koirala<sup>339</sup>, Elin Kolle<sup>57</sup>, Patrick Kolsteren<sup>122</sup>, Jürgen König<sup>340</sup>, Raija Korpelainen<sup>70,341</sup>, Paul Korrovits<sup>342</sup>, Magdalena Korzycka<sup>222</sup>, Seppo Koskinen<sup>214</sup>, Katsuyasu Kouda<sup>343</sup>, Viktoria A. Kovacs<sup>344</sup>, Sudhir Kowlessur<sup>345</sup>, Sławomir Koziel<sup>346</sup>, Wolfgang Kratzer<sup>347</sup>, Susi Kriemler<sup>118</sup>, Peter Lund Kristensen<sup>105</sup>, Steinar Krokstad<sup>306</sup>, Daan Kromhout<sup>348</sup>, Herculina S. Kruger<sup>349</sup>, Ruzena Kubinova<sup>350</sup>, Renata Kuciene<sup>93</sup>, Diana Kuh<sup>110</sup>, Urho M. Kujala<sup>351</sup>, Enisa Kujundzic<sup>352</sup>, Zbigniew Kulaga<sup>257</sup>, R. Krishna Kumar<sup>353</sup>, Marie Kunešová<sup>354</sup>, Paweł Kurjata<sup>203</sup>, Yadlapalli S. Kusuma<sup>355</sup>, Kari Kuulasmaa<sup>214</sup>, Catherine Kyobutungi<sup>356</sup>, Quang Ngoc La<sup>357</sup>, Fatima Zahra Laamiri<sup>358</sup>, Tiina Laatikainen<sup>214</sup>, Carl Lachat<sup>122</sup>, Youcef Laid<sup>359</sup>, Tai Hing Lam<sup>286</sup>, Maja Lang Morovic<sup>360</sup>, Vera Lanska<sup>256</sup>, Georg Lappas<sup>361</sup>, Bagher Larijani<sup>362</sup>, Tint Swe Latt<sup>363</sup>, Lars E. Laugsand<sup>306</sup>, Laura Lauria<sup>199</sup>, Maria Lazo-Porrás<sup>9</sup>, Khanh Le Nguyen Bao<sup>197</sup>, Agnès Le Port<sup>364</sup>, Tuyen D. Le<sup>197</sup>, Jeannette Lee<sup>365</sup>, Jeonghee Lee<sup>337</sup>, Paul H. Lee<sup>366</sup>, Terho Lehtimäki<sup>367</sup>, Daniel Lemogoum<sup>368</sup>, Naomi S. Levitt<sup>369</sup>, Christa L. Lilly<sup>370</sup>, Wei-Yen Lim<sup>365</sup>, M. Fernanda Lima-Costa<sup>371</sup>, Hsien-Ho Lin<sup>372</sup>, Xu Lin<sup>373</sup>, Lars Lind<sup>374</sup>, Allan Linneberg<sup>75</sup>, Lauren Lissner<sup>107</sup>, Mieczysław Litwin<sup>257</sup>, Jing Liu<sup>375</sup>, Helle-Mai Loit<sup>376</sup>, Luis Lopes<sup>146</sup>, Tania Lopez<sup>377</sup>, Esther López-García<sup>79</sup>, Roberto Lorbeer<sup>378</sup>, Paulo A. Lotufo<sup>94</sup>, José Eugenio Lozano<sup>379</sup>, Dalia Luksiene<sup>93</sup>, Annamari Lundqvist<sup>214</sup>, Robert Lundqvist<sup>380</sup>, Nuno Lunet<sup>146</sup>, Per Lytyis<sup>381</sup>, Guansheng Ma<sup>295</sup>, Jun Ma<sup>295</sup>, George L. L. Machado-Coelho<sup>382</sup>, Aristides M. Machado-Rodrigues<sup>383</sup>, Suka Machi<sup>384</sup>, Stefania Maggi<sup>385</sup>, Dianna J. Magliano<sup>386</sup>, Emmanuela Magripis<sup>387</sup>, Bernard Maire<sup>191</sup>, Marjeta Majer<sup>7</sup>, Marcia Makdisse<sup>388</sup>, Fatemeh Malekzadeh<sup>216</sup>, Reza Malekzadeh<sup>216</sup>, Rahul Malhotra<sup>153</sup>, Sofia Malyutina<sup>389</sup>, Lynell V. Maniego<sup>36</sup>, Yannis Manios<sup>390</sup>, Jim I. Mann<sup>391</sup>, Enzo Manzato<sup>392</sup>, Paula Margozzini<sup>221</sup>, Anastasia Markaki<sup>393</sup>, Oonagh Markey<sup>394</sup>, Eliza Markidou Ioannidou<sup>395</sup>, Larissa Pruner Marques<sup>176</sup>, Pedro Marques-Vidal<sup>396</sup>, Jaume Marrugat<sup>397</sup>, Rosemarie Martin<sup>398</sup>, Yves Martin-Prevel<sup>191</sup>, Reynaldo Martorell<sup>399</sup>, Eva Martos<sup>400</sup>, Stefano Marventano<sup>238</sup>, Shariq R. Masoodi<sup>401</sup>, Ellisiv B. Mathiesen<sup>402</sup>, Prashant Mathur<sup>403</sup>, Alicia Matijasevich<sup>94</sup>, Tandi E. Matsha<sup>404</sup>, Artur Mazur<sup>405</sup>, Jean Claude N. Mbanya<sup>67</sup>, Shelly R. McFarlane<sup>211</sup>, Martin McKea<sup>55</sup>, Stela McLachlan<sup>406</sup>, Rachael M. McLean<sup>391</sup>, Scott B. McLean<sup>174</sup>, Breige A. McNulty<sup>89</sup>, Safiah Md Yusoff<sup>407</sup>, Sounnia Mediene-Benchechor<sup>292</sup>, Jurate Medzioniene<sup>93</sup>, Parinaz Mehdiপুর<sup>39</sup>, Aline Meirhaeghe<sup>408</sup>, Jørgen Meisfjord<sup>63</sup>, Christa Meisinger<sup>201</sup>, Ana Maria B. Menezes<sup>68</sup>, Geetha R. Menon<sup>74</sup>, Gert B. M. Mensink<sup>409</sup>, Alibek Mereke<sup>87</sup>, Indrapal I. Meshram<sup>20</sup>, Andres Metspalu<sup>225</sup>, Haakon E. Meyer<sup>106</sup>, Jie Mi<sup>156</sup>, Kim F. Michaelsen<sup>58</sup>, Nathalie Michels<sup>122</sup>, Kairit Mikkel<sup>225</sup>, Jody C. Miller<sup>391</sup>, Cláudia S. Minderico<sup>410</sup>, Juan Francisco Miquel<sup>221</sup>, Daphne Mirkopoulou<sup>411</sup>, Erkin Mirrakhimov<sup>331</sup>, Marjeta Misogoj-Durakovic<sup>7</sup>, Antonio Mistretta<sup>238</sup>, Veronica Mocanu<sup>412</sup>, Pietro A. Modesti<sup>413</sup>, Sahar Saeedi Moghaddam<sup>39</sup>, Bahram Mohajer<sup>39</sup>, Mostafa K. Mohamed<sup>22</sup>, Kazem Mohammad<sup>22</sup>, Noushin Mohammadi<sup>414</sup>, Viswanathan Mohan<sup>59</sup>, Salim Mohanna<sup>9</sup>, Muhammad Fadhli Mohd Yusoff<sup>25</sup>, Farnam Mohebi<sup>39</sup>, Marie Moitry<sup>415,416</sup>, Drude Molbo<sup>58</sup>, Line T. Møllehave<sup>75</sup>, Niels C. Møller<sup>105</sup>, Dénes Molnár<sup>279</sup>, Amirabbas Momenan<sup>73</sup>, Charles K. Mondo<sup>417</sup>, Eric A. Monterrubio<sup>418</sup>, Kotsedi Daniel K. Monyeke<sup>419</sup>, Jin Soo Moon<sup>420</sup>, Leila B. Moreira<sup>233</sup>, Alain Morejon<sup>421</sup>, Luis A. Moreno<sup>422</sup>, Karen Morgan<sup>423</sup>, Suzanne Morin<sup>250</sup>, Erik Lykke Mortensen<sup>58</sup>, George Moschonis<sup>424</sup>, Malgorzata Mossakowska<sup>425</sup>, Jorge Mota<sup>146</sup>, Anabela Mota-Pinto<sup>383</sup>, Mohammad Esmaeel Motlagh<sup>426</sup>, Jorge Motta<sup>427</sup>, Kélias P. Msyamboza<sup>428</sup>, Thet Thet Mu<sup>429</sup>, Magdalena Muc<sup>383</sup>, Boban Mugoša<sup>352</sup>, Maria Lorenza Muiresan<sup>430</sup>, Parvina Mukhtorova<sup>431</sup>, Martina Müller-Nurasyid<sup>201</sup>, Neil Murphy<sup>266</sup>, Jaakko Mursu<sup>326</sup>, Elaine M. Murtagh<sup>398</sup>, Sanja Music Milanovic<sup>360,7</sup>, Vera Musil<sup>7</sup>, Iraj Nabipour<sup>432</sup>, Shohreh Naderimaghani<sup>39</sup>, Gabriele Nagel<sup>433</sup>, Balkish M. Naidu<sup>25</sup>, Harunobu Nakamura<sup>434</sup>, Jana Námešná<sup>71</sup>, Ei Ei K. Nang<sup>365</sup>, Vinay B. Nangia<sup>435</sup>, Martin Nankap<sup>436</sup>, Sameer Narake<sup>268</sup>, Paola Nardone<sup>199</sup>, Matthias Nauck<sup>378</sup>, Eva Maria Navarrete-Muñoz<sup>239</sup>, William A. Neal<sup>370</sup>, Keiu Nelis<sup>376</sup>, Liis Nelis<sup>419</sup>, Ilona Nenko<sup>259</sup>, Flavio Nervi<sup>221</sup>, Chung T. Nguyen<sup>437</sup>, Nguyen D. Nguyen<sup>438</sup>, Quang Ngoc Nguyen<sup>439</sup>, Ramfis E. Nieto-Martínez<sup>440</sup>, Guang Ning<sup>99</sup>, Toshiharu Ninomiya<sup>275</sup>, Sania Nishtar<sup>441</sup>, Marianna Noale<sup>385</sup>, Oscar A. Noboa<sup>114</sup>, Teresa Norat<sup>1</sup>, Sawada Norie<sup>442</sup>, Davide Noto<sup>80</sup>, Mohannad Al Nsour<sup>443</sup>, Eha Nurk<sup>376</sup>, Moffat Nyirenda<sup>55</sup>, Galina Obreja<sup>444</sup>, Angélica M. Ochoa-Avilés<sup>200</sup>, Eiji Oda<sup>445</sup>, Kyungwon Oh<sup>166</sup>, Kumiko Ohara<sup>234</sup>, Ryutaro Ohtsuka<sup>446</sup>, Örn Olafsson<sup>262</sup>, Maria Teresa Anselmo Olinto<sup>447</sup>, Isabel O. Oliveira<sup>68</sup>, Maciej Oltarzewski<sup>448</sup>, Mohd Azahadi Omar<sup>25</sup>, Altan Onat<sup>140</sup>, Terence W. O'Neill<sup>449</sup>, Sok King Ong<sup>450</sup>, Lariene M. Ono<sup>176</sup>, Pedro Ordunez<sup>81</sup>, Dermot O'Reilly<sup>215</sup>, Rui Ornelas<sup>451</sup>, Ana P. Ortiz<sup>452</sup>, Pedro J. Ortiz<sup>9</sup>, Merete Osler<sup>453</sup>, Clive Osmond<sup>454</sup>, Sergej M. Ostojic<sup>455</sup>, Afshin Ostovar<sup>39</sup>, Johanna A. Otero<sup>291</sup>, Kim Overvad<sup>323</sup>, Ellis Owusu-Dabo<sup>456</sup>, Fred Michel Paccaud<sup>457</sup>, Cristina Padez<sup>383</sup>, Ioannis Pagkalos<sup>274</sup>, Elena Pahomova<sup>206</sup>, Andrzej Pająk<sup>259</sup>, Domenico Palli<sup>458</sup>, Alberto Palloni<sup>459</sup>, Luigi Palmieri<sup>199</sup>, Wen-Harn Pan<sup>155</sup>, Songhomitra Panda-Jonas<sup>315</sup>, Arvind Pandey<sup>154</sup>, Francesco Panza<sup>460</sup>, Dimitrios Papandreou<sup>461</sup>, Soon-Woo Park<sup>462</sup>, Winsome R. Parnell<sup>391</sup>, Mahboubeh Parsaeian<sup>39</sup>, Ionela M. Pascanu<sup>463</sup>, Nikhil D. Patel<sup>464</sup>, Ivan Pecin<sup>309,303</sup>, Mangesh S. Pednekar<sup>268</sup>, Nasheeta Peer<sup>465</sup>, Sergio Viana Peixoto<sup>371</sup>, Markku Peltonen<sup>214</sup>, Alexandre C. Pereira<sup>290</sup>, Cynthia M. Pérez<sup>452</sup>, Napoleon Perez-Farinós<sup>466</sup>, Annette Peters<sup>201</sup>, Astrid Petersmann<sup>378</sup>, Janina Petkeviciene<sup>93</sup>, Ausra Petrauskienė<sup>93</sup>, Niloofar Peykari<sup>196</sup>, Son Thai Pham<sup>467</sup>, Daniela Pierannunzio<sup>199</sup>, Iris Pigeot<sup>468</sup>, Hynek Pikhart<sup>110</sup>, Aida Pilav<sup>469</sup>, Lorenza Pilotto<sup>470</sup>, Francesco Pistelli<sup>471</sup>, Freda Pitakaka<sup>472</sup>, Aleksandra Piwonska<sup>203</sup>, Pedro Plans-Rubió<sup>473</sup>, Bee Koon Poh<sup>320</sup>, Hermann Pohlmann<sup>468</sup>, Raluca M. Pop<sup>463</sup>, Stevo R. Popovic<sup>103</sup>, Miqell Porta<sup>474</sup>, Marileen L. P. Portegies<sup>189</sup>, Georg Posch<sup>175</sup>, Dimitrios Poulimeneas<sup>274</sup>, Hamed Pouraram<sup>39</sup>, Akram Pourshams<sup>475</sup>, Hossein Poustchi<sup>476</sup>, Rajendra Pradeepa<sup>59</sup>, Alison J. Price<sup>55</sup>, Jacqueline F. Price<sup>406</sup>, Jardenia J. Puder<sup>396</sup>, Iveta Pudule<sup>477</sup>, Soile E. Puhakka<sup>341,70</sup>, Maria Puiu<sup>15</sup>, Margus Punab<sup>342</sup>, Radwan F. Qasrawi<sup>27</sup>, Mostafa Qorbani<sup>478</sup>, Tran Quoc Bao<sup>479</sup>, Madhari S. Radhika<sup>20</sup>, Ivana Radic<sup>455</sup>, Ricardas Radisauskas<sup>93</sup>, Mahfuzar Rahman<sup>480</sup>, Mahmudur Rahman<sup>481</sup>, Olli Raitakari<sup>482</sup>, Manu Raj<sup>353</sup>, Hemalatha Rajkumar<sup>20</sup>, Serali Rakhmatulloev<sup>431</sup>, Sudha Ramachandra Rao<sup>327</sup>, Ambady Ramachandran<sup>152</sup>, Jacqueline Ramke<sup>88</sup>, Elisabete Ramos<sup>72</sup>, Rafel Ramos<sup>483</sup>, Lekhranj Rampal<sup>484</sup>, Sanjay Rampal<sup>485</sup>, Kovadanti Mallikharjuna Rao<sup>20</sup>, Ramon A. Rascon-Pacheco<sup>32</sup>, Mette Rasmussen<sup>486</sup>, Josep Redon<sup>487</sup>, Paul Ferdinand M. Reganit<sup>488</sup>, Valéria Regecová<sup>489</sup>, Luis Revilla<sup>377</sup>, Lourdes Ribas-Barba<sup>490</sup>, Robespierre Ribeiro<sup>491</sup>, Elio Riboli<sup>1</sup>, Fernando Rigo<sup>492</sup>, Natascia Rinaldo<sup>261</sup>, Tobias F. Rinke de Wit<sup>493</sup>, Ana Rito<sup>494</sup>, Raphael M. Ritti-Dias<sup>495</sup>, Juan A. Rivera<sup>226</sup>, Cynthia Robitaille<sup>496</sup>, Daniela Rodrigues<sup>383</sup>, Fernando Rodríguez-Artalejo<sup>79</sup>, María del Cristo Rodríguez-Pérez<sup>497</sup>, Laura A. Rodríguez-Villamizar<sup>498</sup>, Rosalba Rojas-Martínez<sup>418</sup>, Nipa Rojroongwasinkul<sup>34</sup>, Dora Romaguera<sup>180</sup>, Annika Rosengren<sup>499,107</sup>, Ian Rouse<sup>500</sup>, Joel G. R. Roy<sup>174</sup>, Adolfo Rubinstein<sup>271</sup>, Frank J. Rühlh<sup>118</sup>, Jean-Bernard Ruidavets<sup>117</sup>, Emma Ruiz Moreno<sup>501</sup>, Blanca Sandra Ruiz-Betancourt<sup>32</sup>, Paola Russo<sup>502</sup>, Petra Rust<sup>340</sup>, Marcin Rutkowski<sup>78</sup>, Charumathi Sabanayagam<sup>503</sup>, Harshpal S. Sachdev<sup>504</sup>, Saeid Safiri<sup>505</sup>, Olfa Saidi<sup>90</sup>, Benoit Salanave<sup>192</sup>, Eduardo Salazar-Martínez<sup>226</sup>, Diego Salmerón<sup>296</sup>, Veikko Salomaa<sup>214</sup>, Jukka T. Salonen<sup>506</sup>, Massimo Salvetti<sup>430</sup>, Jose Sánchez-Abanto<sup>507</sup>, Sandjaja<sup>508</sup>, Susana Sans<sup>509</sup>, Loreto Santa-Marina<sup>510</sup>, Diana A. Santos<sup>511</sup>, Ina S. Santos<sup>68</sup>, Osvaldo Santos<sup>511</sup>, Rute Santos<sup>146</sup>, Sara Santos Sanz<sup>466</sup>, Jouko L. Saramies<sup>512</sup>, Luis B. Sardinha<sup>511</sup>, Nizal Sarrafzadegan<sup>513</sup>, Kai-Uwe Saum<sup>127</sup>, Savvas Sava<sup>272</sup>, Mathilde Savy<sup>191</sup>, Marcia Scazufca<sup>514</sup>, Angelika Schaffrath Rosario<sup>409</sup>, Herman Schargrodsky<sup>515</sup>, Anja Schienkiewitz<sup>409</sup>, Karin Schindler<sup>516</sup>, Sabine Schipf<sup>378</sup>, Carsten O. Schmidt<sup>378</sup>, Ida Maria Schmidt<sup>517</sup>, Ben Schöttker<sup>127</sup>, Constance Schultz<sup>187</sup>, Aletta E. Schutte<sup>349,19</sup>, Sylvain Sebert<sup>70</sup>, Aye Aye Sein<sup>294</sup>, Rusidat Selamat<sup>25</sup>, Vedrana Sember<sup>24</sup>, Abhijit Sen<sup>306</sup>, Idowu O. Senbanjo<sup>518</sup>, Sadaf G. Sepanlou<sup>39</sup>, Victor Sequera<sup>142</sup>, Luis Serra-Majem<sup>519</sup>, Jennifer Servais<sup>174</sup>, Svetlana A. Shalnova<sup>188</sup>, Sanjib K. Sharma<sup>339</sup>, Jonathan E. Shaw<sup>386</sup>, Lela Shengelia<sup>520</sup>, Kenji Shibuya<sup>302</sup>, Hana Shimizu-Furusawa<sup>521</sup>, Dong Wook Shin<sup>522</sup>, Youchan Shin<sup>503</sup>, Alfonso Siani<sup>502</sup>, Rosalynn Siantar<sup>503</sup>, Abla M. Sibai<sup>299</sup>, Antonio M. Silva<sup>86</sup>, Diego Augusto Santos Silva<sup>176</sup>, Mary Simon<sup>152</sup>, Judith Simons<sup>523</sup>, Leon A. Simons<sup>524</sup>, Khairil Si-Ramlee<sup>450</sup>, Agneta Sjoberg<sup>107</sup>, Michael Sjöström<sup>23</sup>, Jolanta Slowikowska-Hilczer<sup>77</sup>, Przemysław Slusarczyk<sup>425</sup>, Liam Smeeth<sup>55</sup>, Marieke B. Snijder<sup>38</sup>, Hung-Kwan So<sup>286</sup>, Eugène Sobngwi<sup>57</sup>, Stefan Söderberg<sup>228</sup>, Moesijanti Y. E. Soekatri<sup>525</sup>, Agustinus Soemantri<sup>526</sup>, Vincenzo Solfrizzi<sup>527</sup>, Emily Sonestedt<sup>248</sup>, Yi Song<sup>295</sup>, Thorkild I. A. Sørensen<sup>58</sup>, Charles Sossa Jérôme<sup>528</sup>, Aïcha Soumaré<sup>529</sup>, Angela Spinelli<sup>199</sup>, Igor Spiroski<sup>530</sup>, Jan A. Staessen<sup>531</sup>, Hanspeter Stamm<sup>532</sup>, Maria G. Stathopoulou<sup>533</sup>, Kaspar Staub<sup>118</sup>, Bill Stavreski<sup>310</sup>, Jostein Steene-Johannessen<sup>57</sup>, Peter Stehle<sup>534</sup>, Aryeh D. Stein<sup>399</sup>, George S. Stergiou<sup>535</sup>, Jochanan Stessman<sup>305</sup>, Doris Stronk<sup>201</sup>, Tanja Stocks<sup>248</sup>, Jakob Stokwiszewski<sup>536</sup>, Gareth Stratton<sup>537</sup>, Karen Strokes<sup>38</sup>, Maria Wany Strufaldi<sup>230</sup>, Lela Sturua<sup>520</sup>, Ramón Suárez-Medina<sup>254</sup>, Chien-An Sun<sup>538</sup>, Johan Sundström<sup>374</sup>, Yn-Tz Sung<sup>287</sup>, Jordi Sunyer<sup>50</sup>, Paibul Suriyawongpaisal<sup>34</sup>, Boyd A. Swinburn<sup>88</sup>, Rody G. Sy<sup>488</sup>, René Charles Sylva<sup>539</sup>, Lucjan Szponar<sup>448</sup>, E. Shyong Tai<sup>365</sup>, Mari-Liis Tammesoo<sup>225</sup>, Abdonas Tamosiunas<sup>93</sup>, Eng Joo Tan<sup>17</sup>, Xun Tang<sup>295</sup>, Frank Tanse<sup>540</sup>, Yong Tao<sup>295</sup>, Mohammed Rasoul Tarawneh<sup>541</sup>, Jakob Tarp<sup>57</sup>, Carolina B. Tarqui-Mamani<sup>507</sup>, Radka Taxová Braunerova<sup>354</sup>, Anne Taylor<sup>247</sup>, Félicité Tchibindat<sup>436</sup>, William R. Tebar<sup>167</sup>, Grethe Tell<sup>276</sup>, Tania Tello<sup>9</sup>, Holger Theobald<sup>144</sup>, Xenophon Theodoridis<sup>258</sup>, Lutgarde Thijs<sup>531</sup>, Betina H. Thuesen<sup>75</sup>, Lubica Tichá<sup>542</sup>, Erik J. Timmermans<sup>330</sup>, Anne Tjønneland<sup>273</sup>, Hanna K. Tolonen<sup>214</sup>, Janne S. Tolstrup<sup>105</sup>, Murat Topbas<sup>139</sup>, Roman Topór-Madry<sup>259</sup>, María José Tormo<sup>543</sup>



- Michael J. Tornaritis<sup>272</sup>, Maties Torrent<sup>544</sup>, Stefania Toselli<sup>545</sup>, Pierre Traissac<sup>191</sup>, Dimitrios Trichopoulos<sup>12,576</sup>, Antonia Trichopoulou<sup>546</sup>, Oanh T. H. Trinh<sup>438</sup>, Atul Trivedi<sup>547</sup>, Yu-Hsiang Tsao<sup>372</sup>, Lechaba Tshepo<sup>548</sup>, Maria Tsiggia<sup>274</sup>, Shoichiro Tsugane<sup>442</sup>, Marshall K. Tulloch-Reid<sup>211</sup>, Fikru Tullu<sup>549</sup>, Tomi-Pekka Tuomainen<sup>326</sup>, Jaakko Tuomilehto<sup>550</sup>, Maria L. Turley<sup>551</sup>, Per Tynelius<sup>23</sup>, Themistoklis Tzotas<sup>321</sup>, Christophe Tzourio<sup>529</sup>, Peter Ueda<sup>12</sup>, Eunice E. Ugele<sup>552</sup>, Flora A. M. Ukoi<sup>553</sup>, Hanno Ulmer<sup>335</sup>, Belgin Unal<sup>554</sup>, Hannu M. T. Uusitalo<sup>555</sup>, Justina Vaitkeviciute<sup>93</sup>, Gonzalo Valdivia<sup>221</sup>, Susana Vale<sup>556</sup>, Damaskini Valvi<sup>12</sup>, Yvonne T. van der Schouw<sup>557</sup>, Koen Van Herck<sup>122</sup>, Hoang Van Minh<sup>357</sup>, Lenie van Rossem<sup>558</sup>, Natasja M. Van Schoor<sup>330</sup>, Irene G. M. van Valkengoed<sup>38</sup>, Dirk Vanderschueren<sup>173</sup>, Diego Vanuzzo<sup>470</sup>, Gregorio Varela-Moreiras<sup>501</sup>, Patricia Varona-Pérez<sup>254</sup>, Lars Vatten<sup>306</sup>, Tomas Vega<sup>379</sup>, Toomas Veidebaum<sup>376</sup>, Gustavo Velasquez-Melendez<sup>244</sup>, Biruta Velika<sup>477</sup>, Giovanni Veronesi<sup>246</sup>, W. M. Monique Verschuren<sup>108</sup>, Cesar G. Victora<sup>68</sup>, Giovanni Viegi<sup>559</sup>, Lucie Viet<sup>108</sup>, Paolo Vineis<sup>1</sup>, Jesus Vioque<sup>560</sup>, Jyrki K. Virtanen<sup>326</sup>, Marjolein Visser<sup>298</sup>, Sophie Visvikis-Siest<sup>533</sup>, Bharathi Viswanathan<sup>561</sup>, Tiina Vlasoff<sup>562</sup>, Peter Vollenweider<sup>396</sup>, Henry Völzke<sup>378</sup>, Ari Voutilainen<sup>326</sup>, Sari Voutilainen<sup>326</sup>, Martine Vrijheid<sup>50</sup>, Tanja G. M. Vrijkotte<sup>297</sup>, Alisha N. Wade<sup>563</sup>, Aline Wagner<sup>416</sup>, Thomas Waldhör<sup>516</sup>, Janette Walton<sup>132</sup>, Wan Mohamad Wan Bekar<sup>227</sup>, Wan Nazaimoon Wan Mohamad<sup>564</sup>, Rildo S. Wanderley Jr<sup>83</sup>, Ming-Dong Wang<sup>496</sup>, Qian Wang<sup>565</sup>, Xiangjun Wang<sup>566</sup>, Ya Xing Wang<sup>267</sup>, Ying-Wei Wang<sup>163</sup>, S. Goya Wannamethee<sup>110</sup>, Nicholas Wareham<sup>333</sup>, Adelheid Weber<sup>91</sup>, Deepa Weerasekera<sup>551</sup>, Daniel Weghuber<sup>567</sup>, Wenbin Wei<sup>267</sup>, Peter H. Whincup<sup>568</sup>, Kurt Widhalm<sup>516</sup>, Indah S. Widyahening<sup>569</sup>, Andrzej Wiecek<sup>168</sup>, Alet H. Wijga<sup>108</sup>, Rainford J. Wilks<sup>211</sup>, Johann Willeit<sup>335</sup>, Peter Willeit<sup>335</sup>, Tom Wilsaard<sup>402</sup>, Bogdan Wojtyniak<sup>536</sup>, Jyh Eiin Wong<sup>320</sup>, Tien Yin Wong<sup>153</sup>, Roy A. Wong-McClure<sup>26</sup>, Jean Woo<sup>287</sup>, Mark Woodward<sup>524,159</sup>, Frederick C. Wu<sup>449</sup>, Jianfeng Wu<sup>98</sup>, Shouling Wu<sup>158</sup>, Haiquan Xu<sup>570</sup>, Liang Xu<sup>267</sup>, Uruwan Yamborisut<sup>34</sup>, Weili Yan<sup>571</sup>, Ling Yang<sup>159</sup>, Xiaoguang Yang<sup>278</sup>, Yang Yang<sup>566</sup>, Nazan Yardim<sup>149</sup>, Mehdi Yaseri<sup>73</sup>, Kingwang Ye<sup>373</sup>, Panayiotis K. Yiallourou<sup>572</sup>, Agneta Yngve<sup>374</sup>, Moein Yousefi<sup>39</sup>, Akihiko Yoshihara<sup>304</sup>, Qi Sheng You<sup>267</sup>, San-Lin You<sup>538</sup>, Novie O. Younger-Coleman<sup>211</sup>, Ahmad Faudzi Yusoff<sup>25</sup>, Luciana Zaccagni<sup>261</sup>, Vassilis Zafiropoulos<sup>393</sup>, Farhad Zaman<sup>573</sup>, Sabina Zamboni<sup>392</sup>, Antonis Zampelas<sup>387</sup>, Hana Zamrazilova<sup>354</sup>, Maria Elisa Zapata<sup>145</sup>, Ko Ko Zaw<sup>363</sup>, Tomasz Zdrojewski<sup>78</sup>, Tajana Zeljkovic Vrkic<sup>303</sup>, Yi Zeng<sup>157,295</sup>, Dong Zhao<sup>375</sup>, Wenhua Zhao<sup>278</sup>, Wei Zheng<sup>135</sup>, Yingfeng Zheng<sup>503</sup>, Bekbolat Zholdin<sup>574</sup>, Maigeng Zhou<sup>278</sup>, Dan Zhu<sup>575</sup>, Baurzhan Zhussupov<sup>87</sup>, Esther Zimmermann<sup>75</sup>, Julio Zúñiga Cisneros<sup>427</sup> & Majid Ezzati<sup>1\*</sup>
- <sup>1</sup>Imperial College London, London, UK. <sup>2</sup>University of Kent, Canterbury, UK. <sup>3</sup>Middlesex University, London, UK. <sup>4</sup>University of California Berkeley, Berkeley, CA, USA. <sup>5</sup>World Health Organization, Geneva, Switzerland. <sup>6</sup>Seoul National University, Seoul, South Korea. <sup>7</sup>University of Zagreb, Zagreb, Croatia. <sup>8</sup>US Centers for Disease Control and Prevention, Atlanta, GA, USA. <sup>9</sup>Universidad Peruana Cayetano Heredia, Lima, Peru. <sup>10</sup>Aga Khan University, Karachi, Pakistan. <sup>11</sup>The Hospital for Sick Children, Toronto, Ontario, Canada. <sup>12</sup>Harvard T. H. Chan School of Public Health, Boston, MA, USA. <sup>13</sup>Ministry of Health, Victoria, Seychelles. <sup>14</sup>University of Lausanne, Lausanne, Switzerland. <sup>15</sup>Victor Babeş University of Medicine and Pharmacy Timisoara, Timisoara, Romania. <sup>16</sup>The University of the West Indies, Cave Hill, Barbados. <sup>17</sup>University of Sydney, Sydney, New South Wales, Australia. <sup>18</sup>National Institutes of Biomedical Innovation, Health and Nutrition, Tokyo, Japan. <sup>19</sup>South African Medical Research Council, Cape Town, South Africa. <sup>20</sup>ICMR-National Institute of Nutrition, Hyderabad, India. <sup>21</sup>Brown University, Providence, RI, USA. <sup>22</sup>Ain Shams University, Cairo, Egypt. <sup>23</sup>Karolinska Institutet, Stockholm, Sweden. <sup>24</sup>University of Ljubljana, Ljubljana, Slovenia. <sup>25</sup>Ministry of Health Malaysia, Kuala Lumpur, Malaysia. <sup>26</sup>Caja Costarricense de Seguro Social, San José, Costa Rica. <sup>27</sup>Al-Quds University, East Jerusalem, Palestine. <sup>28</sup>National Center of Public Healthcare, Nur-Sultan, Kazakhstan. <sup>29</sup>Center for Diabetes and Endocrine Care, Srinagar, India. <sup>30</sup>Usmanu Danfodiyo University Teaching Hospital, Sokoto, Nigeria. <sup>31</sup>Birzeit University, Birzeit, Palestine. <sup>32</sup>Instituto Mexicano del Seguro Social, Mexico City, Mexico. <sup>33</sup>Flinders University, Adelaide, South Australia, Australia. <sup>34</sup>Mahidol University, Nakhon Pathom, Thailand. <sup>35</sup>BRAC University, Dhaka, Bangladesh. <sup>36</sup>Food and Nutrition Research Institute, Taguig, The Philippines. <sup>37</sup>Instituto Nacional de Ciencias Médicas y Nutrición, Mexico City, Mexico. <sup>38</sup>University of Amsterdam, Amsterdam, The Netherlands. <sup>39</sup>Tehran University of Medical Sciences, Tehran, Iran. <sup>40</sup>Non-Communicable Diseases Research Center, Tehran, Iran. <sup>41</sup>University of Bremen, Bremen, Germany. <sup>42</sup>The National Center for Diabetes, Endocrinology and Genetics, Amman, Jordan. <sup>43</sup>Aldara Hospital and Medical Center, Riyadh, Saudi Arabia. <sup>44</sup>King Abdullah International Medical Research Center, Riyadh, Saudi Arabia. <sup>45</sup>King Saud University, Riyadh, Saudi Arabia. <sup>46</sup>Universiti Malaysia Sabah, Kota Kinabalu, Malaysia. <sup>47</sup>Luxembourg Institute of Health, Strassen, Luxembourg. <sup>48</sup>Kuwait Institute for Scientific Research, Safat, Kuwait. <sup>49</sup>King Abdulaziz University, Jeddah, Saudi Arabia. <sup>50</sup>ISGlobal Centre for Research in Environmental Epidemiology, Barcelona, Spain. <sup>51</sup>World Health Organization Regional Office for the Eastern Mediterranean, Cairo, Egypt. <sup>52</sup>Bombay Hospital and Medical Research Centre, Mumbai, India. <sup>53</sup>University of Lille, Lille, France. <sup>54</sup>Lille University Hospital, Lille, France. <sup>55</sup>London School of Hygiene & Tropical Medicine, London, UK. <sup>56</sup>Western Norway University of Applied Sciences, Sogndal, Norway. <sup>57</sup>Norwegian School of Sport Sciences, Oslo, Norway. <sup>58</sup>University of Copenhagen, Copenhagen, Denmark. <sup>59</sup>Madras Diabetes Research Foundation, Chennai, India. <sup>60</sup>Zahedan University of Medical Sciences, Zahedan, Iran. <sup>61</sup>National Institute of Public Health, Tunis, Tunisia. <sup>62</sup>Institute of Public Health of the University of Porto, Porto, Portugal. <sup>63</sup>Norwegian Institute of Public Health, Oslo, Norway. <sup>64</sup>University of Massachusetts, Amherst, MA, USA. <sup>65</sup>Abt Associates, Kathmandu, Nepal. <sup>66</sup>University of Iceland, Reykjavik, Iceland. <sup>67</sup>University of Yaoundé 1, Yaoundé, Cameroon. <sup>68</sup>Federal University of Pelotas, Pelotas, Brazil. <sup>69</sup>University of Medicine 1, Yangon, Myanmar. <sup>70</sup>University of Oulu, Oulu, Finland. <sup>71</sup>Regional Authority of Public Health, Banská Bystrica, Slovakia. <sup>72</sup>University of Porto Medical School, Porto, Portugal. <sup>73</sup>Shahid Beheshti University of Medical Sciences, Tehran, Iran. <sup>74</sup>Indian Council of Medical Research, New Delhi, India. <sup>75</sup>Bispebjerg and Frederiksberg Hospital, Copenhagen, Denmark. <sup>76</sup>University of Science and Technology, Sana'a, Yemen. <sup>77</sup>Medical University of Lodz, Lodz, Poland. <sup>78</sup>Medical University of Gdansk, Gdansk, Poland. <sup>79</sup>Universidad Autónoma de Madrid, Madrid, Spain. <sup>80</sup>University of Palermo, Palermo, Italy. <sup>81</sup>Pan American Health Organization, Washington, DC, USA. <sup>82</sup>Mohammed V University de Rabat, Rabat, Morocco. <sup>83</sup>University of Pernambuco, Recife, Brazil. <sup>84</sup>Dalhousie University, Halifax, Nova Scotia, Canada. <sup>85</sup>Jordan University of Science and Technology, Irbid, Jordan. <sup>86</sup>Federal University of Maranhão, São Luís, Brazil. <sup>87</sup>Kazakh National Medical University, Almaty, Kazakhstan. <sup>88</sup>University of Auckland, Auckland, New Zealand. <sup>89</sup>University College Dublin, Dublin, Ireland. <sup>90</sup>University Tunis El Manar, Tunis, Tunisia. <sup>91</sup>Federal Ministry of Labour, Social Affairs, Health and Consumer Protection, Vienna, Austria. <sup>92</sup>Cafam University Foundation, Bogota, Colombia. <sup>93</sup>Lithuanian University of Health Sciences, Kaunas, Lithuania. <sup>94</sup>University of São Paulo, São Paulo, Brazil. <sup>95</sup>B. J. Medical College, Ahmedabad, India. <sup>96</sup>Chirayu Medical College, New Delhi, India. <sup>97</sup>Sunder Lal Jain Hospital, Delhi, India. <sup>98</sup>Shandong University of Traditional Chinese Medicine, Shandong, China. <sup>99</sup>Shanghai Jiao-Tong University School of Medicine, Shanghai, China. <sup>100</sup>Institute of Medical Research and Medicinal Plant Studies, Yaoundé, Cameroon. <sup>101</sup>Ufa Eye Research Institute, Ufa, Russia. <sup>102</sup>Nepal Health Research Council, Kathmandu, Nepal. <sup>103</sup>University of Montenegro, Niksic, Montenegro. <sup>104</sup>University of Greenland, Nuuk, Greenland. <sup>105</sup>University of Southern Denmark, Odense, Denmark. <sup>106</sup>University of Oslo, Oslo, Norway. <sup>107</sup>University of Gothenburg, Gothenburg, Sweden. <sup>108</sup>National Institute for Public Health and the Environment, Bilthoven, The Netherlands. <sup>109</sup>University of Turin, Turin, Italy. <sup>110</sup>University College London, London, UK. <sup>111</sup>Liverpool John Moores University, Liverpool, UK. <sup>112</sup>Nanyang Technological University, Singapore, Singapore. <sup>113</sup>German Institute of Human Nutrition, Potsdam, Germany. <sup>114</sup>Universidad de la República, Montevideo, Uruguay. <sup>115</sup>CEMIC, Buenos Aires, Argentina. <sup>116</sup>IRCCS Neuromed, Pozzilli, Italy. <sup>117</sup>Toulouse University School of Medicine, Toulouse, France. <sup>118</sup>University of Zurich, Zurich, Switzerland. <sup>119</sup>University Hospital of Varese, Varese, Italy. <sup>120</sup>University Hospital KU Leuven, Leuven, Belgium. <sup>121</sup>Flemish Agency for Care and Health, Brussels, Belgium. <sup>122</sup>Ghent University, Ghent, Belgium. <sup>123</sup>FrieslandCampina, Amersfoort, The Netherlands. <sup>124</sup>Universidad Central de Venezuela, Caracas, Venezuela. <sup>125</sup>Bielefeld University, Bielefeld, Germany. <sup>126</sup>World Health Organization Regional Office for Europe, Copenhagen, Denmark. <sup>127</sup>German Cancer Research Center, Heidelberg, Germany. <sup>128</sup>The Fred Hollows Foundation, Auckland, New Zealand. <sup>129</sup>University of Medicine and Pharmacy Bucharest, Bucharest, Romania. <sup>130</sup>University College Copenhagen, Copenhagen, Denmark. <sup>131</sup>Institute of Public Health, Tirana, Albania. <sup>132</sup>Cork Institute of Technology, Cork, Ireland. <sup>133</sup>Universidad de La Laguna, Tenerife, Spain. <sup>134</sup>University of Malta, Pietà, Malta. <sup>135</sup>Vanderbilt University, Nashville, TN, USA. <sup>136</sup>Ministry of Health, Tongatapu, Tonga. <sup>137</sup>Canadian Fitness and Lifestyle Research Institute, Ottawa, Ontario, Canada. <sup>138</sup>Hospital Santa Maria, Lisbon, Portugal. <sup>139</sup>Karadeniz Technical University, Trabzon, Turkey. <sup>140</sup>Istanbul University, Istanbul, Turkey. <sup>141</sup>Universidade Federal de Juiz de Fora, Juiz de Fora, Brazil. <sup>142</sup>Ministry of Public Health, Asunción, Paraguay. <sup>143</sup>Cardiologia di Mercato S. Severino Hospital, Mercato San Severino, Italy. <sup>144</sup>Karolinska Institutet, Huddinge, Sweden. <sup>145</sup>Centro de Estudios sobre Nutrición Infantil, Buenos Aires, Argentina. <sup>146</sup>University of Porto, Porto, Portugal. <sup>147</sup>Santiago de Compostela University, Santiago de Compostela, Spain. <sup>148</sup>Associazione Calabrese di Epatologia, Reggio Calabria, Italy. <sup>149</sup>Ministry of Health, Ankara, Turkey. <sup>150</sup>Food and Agriculture Organization of the United Nations, Rome, Italy. <sup>151</sup>Federal University of Rio Grande, Rio Grande, Brazil. <sup>152</sup>India Diabetes Research Foundation, Chennai, India. <sup>153</sup>Duke-NUS Medical School, Singapore, Singapore. <sup>154</sup>National Institute of Medical Statistics, New Delhi, India. <sup>155</sup>Academia Sinica, Taipei, Taiwan. <sup>156</sup>Capital Institute of Pediatrics, Beijing, China. <sup>157</sup>Duke University, Durham, NC, USA. <sup>158</sup>Kailuan General Hospital, Tangshan, China. <sup>159</sup>University of Oxford, Oxford, UK. <sup>160</sup>The Gertner Institute for Epidemiology and Health Policy Research, Ramat Gan, Israel. <sup>161</sup>National Centre of Public Health and Analyses, Sofia, Bulgaria. <sup>162</sup>University of Bern, Lausanne, Switzerland. <sup>163</sup>Ministry of Health and Welfare, Taipei, Taiwan. <sup>164</sup>Murcia Health Council, Murcia, Spain. <sup>165</sup>Seoul National University College of Medicine, Seoul, South Korea. <sup>166</sup>Korea Centers for Disease Control and Prevention, Cheongju-si, South Korea. <sup>167</sup>Universidade Estadual Paulista, Presidente Prudente, Brazil. <sup>168</sup>Medical University of Silesia, Katowice, Poland. <sup>169</sup>Charles University in Prague, Prague, Czech Republic. <sup>170</sup>Thomayer Hospital, Prague, Czech Republic. <sup>171</sup>Primary Health Care, Floriana, Malta. <sup>172</sup>Carol Davila University of Medicine and Pharmacy, Bucharest, Romania. <sup>173</sup>Katholieke Universiteit Leuven, Leuven, Belgium. <sup>174</sup>Statistics Canada, Ottawa, Ontario, Canada. <sup>175</sup>Agency for Preventive and Social Medicine, Brezgen, Austria. <sup>176</sup>Universidade Federal de Santa Catarina, Florianópolis, Brazil. <sup>177</sup>University of Southampton, Southampton, UK. <sup>178</sup>Institut Pasteur de Lille, Lille, France. <sup>179</sup>Malawi Epidemiology and Intervention Research Unit, Lilongwe, Malawi. <sup>180</sup>CIBEROBN, Madrid, Spain. <sup>181</sup>National Institute of Public Health, Bucharest, Romania. <sup>182</sup>Eduardo Mondlane University, Maputo, Mozambique. <sup>183</sup>National Council of Research, Reggio Calabria, Italy. <sup>184</sup>Indian Statistical Institute, Kolkata, India. <sup>185</sup>Tabriz Health Services Management Centre, Tabriz, Iran. <sup>186</sup>Sciensano, Brussels, Belgium. <sup>187</sup>Academic Medical Center of University of Amsterdam, Amsterdam, The Netherlands. <sup>188</sup>National Research Centre for Preventive Medicine, Moscow, Russia. <sup>189</sup>Erasmus Medical Center Rotterdam, Rotterdam, The Netherlands. <sup>190</sup>University of Montreal, Montreal, Québec, Canada. <sup>191</sup>Institut de Recherche pour le Développement, Montpellier, France. <sup>192</sup>French Public Health Agency, St Maurice, France. <sup>193</sup>Mediterranea Cardiocentro, Naples, Italy. <sup>194</sup>Universidade do Vale do Rio dos Sinos, São Leopoldo, Brazil. <sup>195</sup>National Council of Scientific and Technical Research, Tandil, Argentina. <sup>196</sup>Ministry of Health and Medical Education, Tehran, Iran. <sup>197</sup>National Institute of Nutrition, Hanoi, Vietnam. <sup>198</sup>University of Queensland, Brisbane, Queensland, Australia. <sup>199</sup>Istituto Superiore di Sanità, Rome, Italy. <sup>200</sup>Universidad de Cuenca,

Cuenca, Ecuador. <sup>201</sup>Helmholtz Zentrum München, Munich, Germany. <sup>202</sup>Ministère de la Santé et de la Lutte Contre le Sida, Abidjan, Côte d'Ivoire. <sup>203</sup>The Cardinal Wyszynski Institute of Cardiology, Warsaw, Poland. <sup>204</sup>Beijing Center for Disease Prevention and Control, Beijing, China. <sup>205</sup>BIDMC, Boston, MA, USA. <sup>206</sup>University of Latvia, Riga, Latvia. <sup>207</sup>Ministry of Health and Medical Services, Gizo, Solomon Islands. <sup>208</sup>University of Benin, Benin City, Nigeria. <sup>209</sup>University of Skövde, Skövde, Sweden. <sup>210</sup>National Institute of Nutrition and Food Technology, Tunis, Tunisia. <sup>211</sup>The University of the West Indies, Kingston, Jamaica. <sup>212</sup>University of California Davis, Davis, CA, USA. <sup>213</sup>University of Stellenbosch, Cape Town, South Africa. <sup>214</sup>National Institute for Health and Welfare, Helsinki, Finland. <sup>215</sup>Queen's University of Belfast, Belfast, UK. <sup>216</sup>Shiraz University of Medical Sciences, Shiraz, Iran. <sup>217</sup>Centro de Salud Villanueva Norte, Badajoz, Spain. <sup>218</sup>Hospital Don Benito-Villanueva de la Serena, Badajoz, Spain. <sup>219</sup>Ministry of Health, Buenos Aires, Argentina. <sup>220</sup>Council for Agricultural Research and Economics, Rome, Italy. <sup>221</sup>Pontificia Universidad Católica de Chile, Santiago, Chile. <sup>222</sup>Institute of Mother and Child, Warsaw, Poland. <sup>223</sup>University of Basel, Basel, Switzerland. <sup>224</sup>Swiss TPH, Basel, Switzerland. <sup>225</sup>University of Tartu, Tartu, Estonia. <sup>226</sup>Instituto Nacional de Salud Pública, Cuernavaca, Mexico. <sup>227</sup>Universiti Sains Malaysia, Kelantan, Malaysia. <sup>228</sup>Umeå University, Umeå, Sweden. <sup>229</sup>Georgia College and State University, Milledgeville, GA, USA. <sup>230</sup>Federal University of São Paulo, São Paulo, Brazil. <sup>231</sup>Hospital Universitario Son Espases, Palma, Spain. <sup>232</sup>Hospital de Clínicas de Porto Alegre, Porto Alegre, Brazil. <sup>233</sup>Universidade Federal do Rio Grande do Sul, Porto Alegre, Brazil. <sup>234</sup>Kindai University, Osaka-Sayama, Japan. <sup>235</sup>Kyoto University, Kyoto, Japan. <sup>236</sup>Medical University of Warsaw, Warsaw, Poland. <sup>237</sup>Ministry of Health, Rome, Italy. <sup>238</sup>University of Catania, Catania, Italy. <sup>239</sup>CIBER en Epidemiología y Salud Pública, Alicante, Spain. <sup>240</sup>Africa Health Research Institute, Mtubatuba, South Africa. <sup>241</sup>Geneva University Hospitals, Geneva, Switzerland. <sup>242</sup>CIBER en Epidemiología y Salud Pública, Barcelona, Spain. <sup>243</sup>Australian Bureau of Statistics, Canberra, Australian Capital Territory, Australia. <sup>244</sup>Universidade Federal de Minas Gerais, Belo Horizonte, Brazil. <sup>245</sup>Wageningen University, Wageningen, The Netherlands. <sup>246</sup>University of Insubria, Varese, Italy. <sup>247</sup>University of Adelaide, Adelaide, South Australia, Australia. <sup>248</sup>Lund University, Lund, Sweden. <sup>249</sup>Ministry of Health, Jerusalem, Israel. <sup>250</sup>McGill University, Montreal, Québec, Canada. <sup>251</sup>Universidad Autónoma de Santo Domingo, Santo Domingo, Dominican Republic. <sup>252</sup>Universidad Politécnica de Madrid, Madrid, Spain. <sup>253</sup>The Andes Clinic of Cardio-Metabolic Studies, Merida, Venezuela. <sup>254</sup>Instituto Nacional de Higiene, Epidemiología y Microbiología, Havana, Cuba. <sup>255</sup>Ministry of Health, Lisbon, Portugal. <sup>256</sup>Institute for Clinical and Experimental Medicine, Prague, Czech Republic. <sup>257</sup>Children's Memorial Health Institute, Warsaw, Poland. <sup>258</sup>Aristotle University of Thessaloniki, Thessaloniki, Greece. <sup>259</sup>Jagiellonian University Medical College, Kraków, Poland. <sup>260</sup>National Center of Cardiovascular Diseases, Beijing, China. <sup>261</sup>University of Ferrara, Ferrara, Italy. <sup>262</sup>Icelandic Heart Association, Kopavogur, Iceland. <sup>263</sup>Universidad Icesi, Cali, Colombia. <sup>264</sup>State University of Montes Claros, Montes Claros, Brazil. <sup>265</sup>King's College London, London, UK. <sup>266</sup>International Agency for Research on Cancer, Lyon, France. <sup>267</sup>Capital Medical University, Beijing, China. <sup>268</sup>Healis-Sekhsaria Institute for Public Health, Navi Mumbai, India. <sup>269</sup>Eternal Heart Care Centre and Research Institute, Jaipur, India. <sup>270</sup>University of Ibadan, Ibadan, Nigeria. <sup>271</sup>Institute for Clinical Effectiveness and Health Policy, Buenos Aires, Argentina. <sup>272</sup>Research and Education Institute of Child Health, Nicosia, Cyprus. <sup>273</sup>Danish Cancer Society Research Centre, Copenhagen, Denmark. <sup>274</sup>Alexander Technological Educational Institute, Thessaloniki, Greece. <sup>275</sup>Kyushu University, Fukuoka, Japan. <sup>276</sup>University of Bergen, Bergen, Norway. <sup>277</sup>Tulane University, New Orleans, LA, USA. <sup>278</sup>Chinese Center for Disease Control and Prevention, Beijing, China. <sup>279</sup>University of Pécs, Pécs, Hungary. <sup>280</sup>Danish Health Authority, Copenhagen, Denmark. <sup>281</sup>Joep Lange Institute, Amsterdam, The Netherlands. <sup>282</sup>Oulu University Hospital, Oulu, Finland. <sup>283</sup>Universidad Autónoma de Bucaramanga, Bucaramanga, Colombia. <sup>284</sup>ETH Zurich, Zurich, Switzerland. <sup>285</sup>Chronic Diseases Research Center, Tehran, Iran. <sup>286</sup>University of Hong Kong, Hong Kong, China. <sup>287</sup>The Chinese University of Hong Kong, Hong Kong, China. <sup>288</sup>University of Western Australia, Perth, Western Australia, Australia. <sup>289</sup>Kingston Health Sciences Centre, Kingston, Ontario, Canada. <sup>290</sup>Heart Institute, São Paulo, Brazil. <sup>291</sup>Fundación Oftalmológica de Santander, Santander, Colombia. <sup>292</sup>University Oran 1, Oran, Algeria. <sup>293</sup>Independent Public Health Specialist, Nay Pyi Taw, Myanmar. <sup>294</sup>Ministry of Health and Sports, Nay Pyi Taw, Myanmar. <sup>295</sup>Peking University, Beijing, China. <sup>296</sup>CIBER en Epidemiología y Salud Pública, Murcia, Spain. <sup>297</sup>Amsterdam UMC of University of Amsterdam, Amsterdam, The Netherlands. <sup>298</sup>Vrije Universiteit Amsterdam, Amsterdam, The Netherlands. <sup>299</sup>American University of Beirut, Beirut, Lebanon. <sup>300</sup>CIBER en Epidemiología y Salud Pública, San Sebastian, Spain. <sup>301</sup>Cairo University, Cairo, Egypt. <sup>302</sup>The University of Tokyo, Tokyo, Japan. <sup>303</sup>University Hospital Centre Zagreb, Zagreb, Croatia. <sup>304</sup>Niigata University, Niigata, Japan. <sup>305</sup>Hadassah University Medical Center, Jerusalem, Israel. <sup>306</sup>Norwegian University of Science and Technology, Trondheim, Norway. <sup>307</sup>The University of Melbourne, Melbourne, Victoria, Australia. <sup>308</sup>Sports University of Tirana, Tirana, Albania. <sup>309</sup>University of Zagreb School of Medicine, Zagreb, Croatia. <sup>310</sup>Heart Foundation, Melbourne, Victoria, Australia. <sup>311</sup>National Health Insurance Service, Wonju, South Korea. <sup>312</sup>Guangzhou 12th Hospital, Guangzhou, China. <sup>313</sup>Universidad Eugenio Maria de Hostos, Santo Domingo, Dominican Republic. <sup>314</sup>Simon Fraser University, Burnaby, British Columbia, Canada. <sup>315</sup>Ruprecht-Karls-University of Heidelberg, Heidelberg, Germany. <sup>316</sup>World Health Organization Country Office, Delhi, India. <sup>317</sup>Institute of Public Health of Serbia, Belgrade, Serbia. <sup>318</sup>University of Opole, Opole, Poland. <sup>319</sup>University of Crete, Heraklion, Greece. <sup>320</sup>Universiti Kebangsaan Malaysia, Kuala Lumpur, Malaysia. <sup>321</sup>Hellenic Medical Association for Obesity, Athens, Greece. <sup>322</sup>Maharajgunj Medical Campus, Kathmandu, Nepal. <sup>323</sup>Aarhus University, Aarhus, Denmark. <sup>324</sup>Johns Hopkins Bloomberg School of Public Health, Baltimore, MD, USA. <sup>325</sup>Pennington Biomedical Research Center, Baton Rouge, LA, USA. <sup>326</sup>University of Eastern Finland, Kuopio, Finland. <sup>327</sup>National Institute of Epidemiology, Chennai, India. <sup>328</sup>University of Münster, Münster, Germany. <sup>329</sup>Research Institute for Primordial Prevention of Non-communicable Disease, Isfahan, Iran. <sup>330</sup>Amsterdam Public Health Research Institute, Amsterdam, The Netherlands. <sup>331</sup>Kyrgyz State Medical Academy, Bishkek, Kyrgyzstan. <sup>332</sup>Research Institute of Child Nutrition, Dortmund, Germany. <sup>333</sup>University of Cambridge, Cambridge, UK. <sup>334</sup>Hypertension Research Center, Isfahan, Iran. <sup>335</sup>Medical University of Innsbruck, Innsbruck, Austria. <sup>336</sup>Muhimbili University of Health and Allied Sciences, Dar es Salaam, Tanzania. <sup>337</sup>National Cancer Center, Goyang-si, South Korea. <sup>338</sup>Statistics Austria, Vienna, Austria. <sup>339</sup>B. P. Koirala Institute of Health Sciences, Dharan, Nepal. <sup>340</sup>University of Vienna, Vienna, Austria. <sup>341</sup>Oulu Deaconess Institute Foundation, Oulu, Finland. <sup>342</sup>Tartu University Clinics, Tartu, Estonia. <sup>343</sup>Kansai Medical University, Osaka-Sayama, Japan. <sup>344</sup>National Institute of Pharmacy and Nutrition, Budapest, Hungary. <sup>345</sup>Ministry of Health and Quality of Life, Port Louis, Mauritius. <sup>346</sup>Polish Academy of Sciences Anthropology Unit, Wrocław, Poland. <sup>347</sup>University Hospital Ulm, Ulm, Germany. <sup>348</sup>University of Groningen, Groningen, The Netherlands. <sup>349</sup>North-West University, Potchefstroom, South Africa. <sup>350</sup>National Institute of Public Health, Prague, Czech Republic. <sup>351</sup>University of Jyväskylä, Jyväskylä, Finland. <sup>352</sup>Institute of Public Health of Montenegro, Podgorica, Montenegro. <sup>353</sup>Amrita Institute of Medical Sciences, Cochin, India. <sup>354</sup>Institute of Endocrinology, Prague, Czech Republic. <sup>355</sup>All India Institute of Medical Sciences, New Delhi, India. <sup>356</sup>African Population and Health Research Center, Nairobi, Kenya. <sup>357</sup>Hanoi University of Public Health, Hanoi, Vietnam. <sup>358</sup>Higher Institute of Nursing Professions and Technical Health, Rabat, Morocco. <sup>359</sup>National Institute of Public Health of Algeria, Algiers, Algeria. <sup>360</sup>Croatian National Institute of Public Health, Zagreb, Croatia. <sup>361</sup>Sahlgrenska Academy, Gothenburg, Sweden. <sup>362</sup>Endocrinology and Metabolism Research Center, Tehran, Iran. <sup>363</sup>University of Public Health, Yangon, Myanmar. <sup>364</sup>International Food Policy Research Institute, Dakar, Senegal. <sup>365</sup>National University of Singapore, Singapore, Singapore. <sup>366</sup>Hong Kong Polytechnic University, Hong Kong, China. <sup>367</sup>Tampere University Hospital, Tampere, Finland. <sup>368</sup>University of Douala, Douala, Cameroon. <sup>369</sup>University of Cape Town, Cape Town, South Africa. <sup>370</sup>West Virginia University, Morgantown, WV, USA. <sup>371</sup>Oswaldo Cruz Foundation Rene Rachou Research Institute, Belo Horizonte, Brazil. <sup>372</sup>National Taiwan University, Taipei, Taiwan. <sup>373</sup>University of Chinese Academy of Sciences, Shanghai, China. <sup>374</sup>Uppsala University, Uppsala, Sweden. <sup>375</sup>Capital Medical University Beijing An Zhen Hospital, Beijing, China. <sup>376</sup>National Institute for Health Development, Tallinn, Estonia. <sup>377</sup>Universidad San Martín de Porres, Lima, Peru. <sup>378</sup>University Medicine of Greifswald, Greifswald, Germany. <sup>379</sup>Consejería de Sanidad Junta de Castilla y León, Valladolid, Spain. <sup>380</sup>Norrbottn County Council, Luleå, Sweden. <sup>381</sup>University of Uppsala, Uppsala, Sweden. <sup>382</sup>Universidade Federal de Ouro Preto, Ouro Preto, Brazil. <sup>383</sup>University of Coimbra, Coimbra, Portugal. <sup>384</sup>The Jikei University School of Medicine, Tokyo, Japan. <sup>385</sup>National Research Council, Padua, Italy. <sup>386</sup>Baker Heart and Diabetes Institute, Melbourne, Victoria, Australia. <sup>387</sup>Agricultural University of Athens, Athens, Greece. <sup>388</sup>Hospital Israelita Albert Einstein, São Paulo, Brazil. <sup>389</sup>Institute of Internal and Preventive Medicine, Novosibirsk, Russia. <sup>390</sup>Harokopio University, Athens, Greece. <sup>391</sup>University of Otago, Dunedin, New Zealand. <sup>392</sup>University of Padua, Padua, Italy. <sup>393</sup>Technological Educational Institute of Crete, Heraklion, Greece. <sup>394</sup>Loughborough University, Loughborough, UK. <sup>395</sup>Ministry of Health, Nicosia, Cyprus. <sup>396</sup>Lausanne University Hospital, Lausanne, Switzerland. <sup>397</sup>CIBERCV, Barcelona, Spain. <sup>398</sup>Mary Immaculate College, Limerick, Ireland. <sup>399</sup>Emory University, Atlanta, GA, USA. <sup>400</sup>Hungarian Society of Sports Medicine, Budapest, Hungary. <sup>401</sup>Sher-i-Kashmir Institute of Medical Sciences, Srinagar, India. <sup>402</sup>UIT The Arctic University of Norway, Tromsø, Norway. <sup>403</sup>National Centre for Disease Informatics and Research, New Delhi, India. <sup>404</sup>Cape Peninsula University of Technology, Cape Town, South Africa. <sup>405</sup>University of Rzeszow, Rzeszow, Poland. <sup>406</sup>University of Edinburgh, Edinburgh, UK. <sup>407</sup>International Medical University, Shah Alam, Malaysia. <sup>408</sup>Institut National de la Santé et de la Recherche Médicale, Lille, France. <sup>409</sup>Robert Koch Institute, Berlin, Germany. <sup>410</sup>Lusófona University, Lisbon, Portugal. <sup>411</sup>Democritus University, Alexandroupolis, Greece. <sup>412</sup>Grigore T. Popa University of Medicine and Pharmacy, Iasi, Romania. <sup>413</sup>Università degli Studi di Firenze, Florence, Italy. <sup>414</sup>Isfahan Cardiovascular Research Center, Isfahan, Iran. <sup>415</sup>Strasbourg University Hospital, Strasbourg, France. <sup>416</sup>University of Strasbourg, Strasbourg, France. <sup>417</sup>Mulago Hospital, Kampala, Uganda. <sup>418</sup>Instituto Nacional de Salud Pública, Mexico City, Mexico. <sup>419</sup>University of Limpopo, Sovenga, South Africa. <sup>420</sup>Seoul National University Children's Hospital, Seoul, South Korea. <sup>421</sup>University Medical Science, Havana, Cuba. <sup>422</sup>Universidad de Zaragoza, Zaragoza, Spain. <sup>423</sup>RCSI, Dublin, Ireland. <sup>424</sup>La Trobe University, Melbourne, Victoria, Australia. <sup>425</sup>International Institute of Molecular and Cell Biology, Warsaw, Poland. <sup>426</sup>Ahaz Jundishapur University of Medical Sciences, Ahaz, Iran. <sup>427</sup>Gorgas Memorial Institute of Public Health, Panama City, Panama. <sup>428</sup>World Health Organization Country Office, Lilongwe, Malawi. <sup>429</sup>Department of Public Health, Nay Pyi Taw, Myanmar. <sup>430</sup>University of Brescia, Brescia, Italy. <sup>431</sup>Ministry of Health and Social Protection, Dushanbe, Tajikistan. <sup>432</sup>Bushehr University of Medical Sciences, Bushehr, Iran. <sup>433</sup>Ulm University, Ulm, Germany. <sup>434</sup>Kobe University, Kobe, Japan. <sup>435</sup>Suraj Eye Institute, Nagpur, India. <sup>436</sup>UNICEF, Yaoundé, Cameroon. <sup>437</sup>National Institute of Hygiene and Epidemiology, Hanoi, Vietnam. <sup>438</sup>University of Pharmacy and Medicine, Ho Chi Minh City, Vietnam. <sup>439</sup>Hanoi Medical University, Hanoi, Vietnam. <sup>440</sup>Miami Veterans Affairs Healthcare System, Miami, FL, USA. <sup>441</sup>Heartfile, Islamabad, Pakistan. <sup>442</sup>National Cancer Center, Tokyo, Japan. <sup>443</sup>Eastern Mediterranean Public Health Network, Amman, Jordan. <sup>444</sup>State University of Medicine and Pharmacy, Chisinau, Moldova. <sup>445</sup>Tachikawa General Hospital, Nagaoka, Japan. <sup>446</sup>Japan Wildlife Research Center, Tokyo, Japan. <sup>447</sup>University of Vale do Rio dos Sinos, São Leopoldo, Brazil. <sup>448</sup>National Food and Nutrition Institute, Warsaw, Poland. <sup>449</sup>University of Manchester, Manchester, UK. <sup>450</sup>Ministry of Health, Bandar Seri Begawan, Brunei Darussalam. <sup>451</sup>University of Madeira, Funchal, Portugal. <sup>452</sup>University of Puerto Rico, San Juan, Puerto Rico. <sup>453</sup>Research Center for Prevention and Health, Glostrup, Denmark. <sup>454</sup>MRC Lifecourse Epidemiology Unit, Southampton, UK. <sup>455</sup>University of Novi Sad, Novi Sad, Serbia. <sup>456</sup>Kwame Nkrumah University of Science and Technology, Kumasi, Ghana. <sup>457</sup>Institute for Social and Preventive Medicine, Lausanne, Switzerland. <sup>458</sup>Cancer Prevention and Research Institute, Florence, Italy. <sup>459</sup>University of Wisconsin-Madison, Madison, WI, USA. <sup>460</sup>IRCCS Casa Sollievo della Sofferenza, Bari, Italy. <sup>461</sup>Zayed University, Abu Dhabi, United Arab Emirates. <sup>462</sup>Catholic University of Daegu, Daegu, South Korea. <sup>463</sup>University of Medicine, Pharmacy, Science and Technology of Târgu Mureș, Târgu Mureș, Romania. <sup>464</sup>Jivandeep Hospital, Anand, India. <sup>465</sup>South African Medical Research Council, Durban, South Africa. <sup>466</sup>Spanish Food Safety and Nutrition Agency, Madrid, Spain. <sup>467</sup>Vietnam National Heart Institute, Hanoi, Vietnam. <sup>468</sup>Leibniz Institute for Prevention Research and Epidemiology - BIPS, Bremen, Germany. <sup>469</sup>University of Sarajevo, Sarajevo, Bosnia and Herzegovina. <sup>470</sup>Cardiovascular Prevention Centre Udine, Udine, Italy. <sup>471</sup>University Hospital of Pisa, Pisa, Italy. <sup>472</sup>Ministry of Health and Medical Services, Honiara, Solomon Islands. <sup>473</sup>Public Health Agency of Catalonia, Barcelona, Spain. <sup>474</sup>Institut

Hospital del Mar d'Investigacions Mèdiques, Barcelona, Spain. <sup>475</sup>Digestive Oncology Research Center, Tehran, Iran. <sup>476</sup>Digestive Disease Research Institute, Tehran, Iran. <sup>477</sup>Centre for Disease Prevention and Control, Riga, Latvia. <sup>478</sup>Alborz University of Medical Sciences, Karaj, Iran. <sup>479</sup>Ministry of Health, Hanoi, Vietnam. <sup>480</sup>BRAC, Dhaka, Bangladesh. <sup>481</sup>Institute of Epidemiology Disease Control and Research, Dhaka, Bangladesh. <sup>482</sup>University of Turku, Turku, Finland. <sup>483</sup>Institut Universitari d'Investigació en Atenció Primària Jordi Gol, Girona, Spain. <sup>484</sup>Universiti Putra Malaysia, Serdang, Malaysia. <sup>485</sup>University of Malaya, Kuala Lumpur, Malaysia. <sup>486</sup>National Institute of Public Health, Copenhagen, Denmark. <sup>487</sup>University of Valencia, Valencia, Spain. <sup>488</sup>University of the Philippines, Manila, The Philippines. <sup>489</sup>Slovak Academy of Sciences, Bratislava, Slovakia. <sup>490</sup>Nutrition Research Foundation, Barcelona, Spain. <sup>491</sup>Minas Gerais State Secretariat for Health, Belo Horizonte, Brazil. <sup>492</sup>Health Center San Agustín, Palma, Spain. <sup>493</sup>PharmAccess Foundation, Amsterdam, The Netherlands. <sup>494</sup>National Institute of Health Doutor Ricardo Jorge, Lisbon, Portugal. <sup>495</sup>Universidade Nove de Julho, São Paulo, Brazil. <sup>496</sup>Public Health Agency of Canada, Ottawa, Ontario, Canada. <sup>497</sup>Canarian Health Service, Tenerife, Spain. <sup>498</sup>Universidad Industrial de Santander, Santander, Colombia. <sup>499</sup>Sahlgrenska University Hospital, Gothenburg, Sweden. <sup>500</sup>Fiji National University, Suva, Fiji. <sup>501</sup>Spanish Nutrition Foundation, Madrid, Spain. <sup>502</sup>Institute of Food Sciences of the National Research Council, Avellino, Italy. <sup>503</sup>Singapore Eye Research Institute, Singapore, Singapore. <sup>504</sup>Sitaram Bhartia Institute of Science and Research, New Delhi, India. <sup>505</sup>Maragheh University of Medical Sciences, Maragheh, Iran. <sup>506</sup>University of Helsinki, Helsinki, Finland. <sup>507</sup>National Institute of Health, Lima, Peru. <sup>508</sup>Ministry of Health, Jakarta, Indonesia. <sup>509</sup>Catalan Department of Health, Barcelona, Spain. <sup>510</sup>Biodonostia Health Research Institute, San Sebastian, Spain. <sup>511</sup>Universidade de Lisboa, Lisbon, Portugal. <sup>512</sup>South Karelia Social and Health Care District, Lappeenranta, Finland. <sup>513</sup>Cardiovascular Research Institute, Isfahan, Iran. <sup>514</sup>University of São Paulo Clinics Hospital, São Paulo, Brazil. <sup>515</sup>Hospital Italiano de Buenos Aires, Buenos Aires, Argentina. <sup>516</sup>Medical University of Vienna, Vienna, Austria. <sup>517</sup>Rigshospitalet, Copenhagen, Denmark. <sup>518</sup>Lagos State University College of Medicine, Lagos, Nigeria. <sup>519</sup>University of Las Palmas de Gran Canaria, Las Palmas de Gran Canaria, Spain. <sup>520</sup>National Center for Disease Control and Public Health, Tbilisi, Georgia. <sup>521</sup>National Center for Global Health and Medicine, Tokyo, Japan. <sup>522</sup>Samsung Medical Center, Seoul, South Korea. <sup>523</sup>St Vincent's Hospital, Sydney, New South Wales, Australia. <sup>524</sup>University of New South Wales, Sydney, New South Wales, Australia. <sup>525</sup>Health Polytechnic Jakarta II Institute, Jakarta, Indonesia. <sup>526</sup>Diponegoro University, Semarang, Indonesia. <sup>527</sup>University of Bari, Bari, Italy. <sup>528</sup>Institut Régional de Santé Publique, Ouidah, Benin. <sup>529</sup>University of Bordeaux, Bordeaux, France. <sup>530</sup>Institute of Public Health, Skopje, Macedonia. <sup>531</sup>University of Leuven, Leuven, Belgium. <sup>532</sup>Lamprecht und Stamm Sozialforschung und Beratung AG, Zurich, Switzerland. <sup>533</sup>INSERM, Nancy, France. <sup>534</sup>Bonn University, Bonn, Germany. <sup>535</sup>Sotiria Hospital, Sotiria, Greece. <sup>536</sup>National Institute of Public Health-National Institute of Hygiene, Warsaw, Poland. <sup>537</sup>Swansea University, Swansea, UK. <sup>538</sup>Fu Jen Catholic University, Taipei, Taiwan. <sup>539</sup>National Statistic Office of Cabo Verde, Praia, Cabo Verde. <sup>540</sup>University of KwaZulu-Natal, Mtubatuba, South Africa. <sup>541</sup>Ministry of Health, Amman, Jordan. <sup>542</sup>Comenius University, Bratislava, Slovakia. <sup>543</sup>Health Service of Murcia, Murcia, Spain. <sup>544</sup>IB-SALUT Area de Salut de Menorca, Maó, Spain. <sup>545</sup>University of Bologna, Bologna, Italy. <sup>546</sup>Hellenic Health Foundation, Athens, Greece. <sup>547</sup>Government Medical College, Bhavnagar, India. <sup>548</sup>Sefako Makgatho Health Science University, Ga-Rankuwa, South Africa. <sup>549</sup>Addis Ababa University, Addis Ababa, Ethiopia. <sup>550</sup>Dasman Diabetes Institute, Kuwait City, Kuwait. <sup>551</sup>Ministry of Health, Wellington, New Zealand. <sup>552</sup>Universidad Centro-Occidental Lisandro Alvarado, Barquisimeto, Venezuela. <sup>553</sup>Meharry Medical College, Nashville, TN, USA. <sup>554</sup>Dokuz Eylul University, Izmir, Turkey. <sup>555</sup>University of Tampere Tays Eye Center, Tampere, Finland. <sup>556</sup>Polytechnic Institute of Porto, Porto, Portugal. <sup>557</sup>Utrecht University, Utrecht, The Netherlands. <sup>558</sup>University Medical Center Utrecht, Utrecht, The Netherlands. <sup>559</sup>National Research Council, Pisa, Italy. <sup>560</sup>Universidad Miguel Hernandez, Alicante, Spain. <sup>561</sup>Ministry of Health, Mont Fleuri, Seychelles. <sup>562</sup>North Karelian Center for Public Health, Joensuu, Finland. <sup>563</sup>University of the Witwatersrand, Johannesburg, South Africa. <sup>564</sup>Institute for Medical Research, Kuala Lumpur, Malaysia. <sup>565</sup>Xinjiang Medical University, Urumqi, China. <sup>566</sup>Shanghai Educational Development Co. Ltd, Shanghai, China. <sup>567</sup>Paracelsus Medical University, Salzburg, Austria. <sup>568</sup>St George's, University of London, London, UK. <sup>569</sup>Universitas Indonesia, Jakarta, Indonesia. <sup>570</sup>Institute of Food and Nutrition Development of Ministry of Agriculture, Beijing, China. <sup>571</sup>Children's Hospital of Fudan University, Shanghai, China. <sup>572</sup>University of Cyprus, Nicosia, Cyprus. <sup>573</sup>Iran University of Medical Sciences, Tehran, Iran. <sup>574</sup>West Kazakhstan State Medical University, Aktobe, Kazakhstan. <sup>575</sup>Inner Mongolia Medical University, Hohhot, China. <sup>576</sup>Deceased: Deepak N. Amarapurkar, Konrad Jamrozik, Dimitrios Trichopoulos. \*e-mail: majid.ezzati@imperial.ac.uk

## METHODS

Our aim was to estimate trends in mean BMI from 1985 to 2017 by rural and urban place of residence for 200 countries and territories (Supplementary Table 2). To achieve this aim, we pooled cross-sectional population-based data on height and weight in adults aged 18 years and older. Therefore, by design, our results measure total change in BMI in each country's rural and urban populations, which consists of (1) change in the BMI of individuals due to change in their economic status and environment, and (2) change in the composition of individuals that make up the population (and their economic status and environment). Change in population composition occurs naturally owing to fertility and mortality, as well as owing to migration. Therefore, our results should not be interpreted as solely a change in the BMI of individuals. Both components of change are relevant for policy formulation because policies should address the environment and nutrition of the contemporary population.

We used mean BMI as the primary outcome, rather than prevalence of overweight or obesity, because the relationship between BMI and disease risk is continuous, with each unit lower BMI being associated with a constant proportional reduction in disease risk until a BMI of around 21–23 kg m<sup>-2</sup>, which is below the cut-offs used to define overweight and obesity<sup>37–39</sup>. Therefore, the largest health benefits of weight management are achieved by lowering the population distribution of BMI. Mean BMI is the simplest summary statistic of the population distribution. Nonetheless, mean BMI and prevalence of overweight and obesity are closely associated (Extended Data Fig. 5).

**Data sources.** We used a database on cardiometabolic risk factors collated by the Non-Communicable Disease Risk Factor Collaboration (NCD-RisC). NCD-RisC is a worldwide network of health researchers and practitioners, that systematically documents the worldwide trends and variations in risk factors for non-communicable diseases. The database was collated through multiple routes for identifying and accessing data. We accessed publicly available population-based measurement surveys—for example, Demographic and Health Surveys, Global School-based Student Health Surveys, the European Health Interview and Health Examination Surveys and those available via the Inter-University Consortium for Political and Social Research. We requested, through the World Health Organization (WHO) and its regional and country offices, help with identification and access to population-based surveys from ministries of health and other national health and statistical agencies. Requests were also sent by the World Heart Federation to its national partners. We made similar requests to the co-authors of an earlier pooled analysis of cardiometabolic risk factors<sup>40–43</sup> and invited them to reanalyse data from their studies and join NCD-RisC. Finally, to identify major sources not accessed through the above routes, we searched and reviewed published studies as described previously<sup>44</sup> and invited all eligible studies to join NCD-RisC.

Anonymized individual record data from sources included in NCD-RisC were reanalysed according to a common protocol. Within each survey, we included participants aged 18 years and older who were not pregnant. We dropped participants with implausible BMI levels (defined as BMI < 10 kg m<sup>-2</sup> or BMI > 80 kg m<sup>-2</sup>) or with implausible height or weight values (defined as height < 100 cm, height > 250 cm, weight < 12 kg or weight > 300 kg; <0.2% of all subjects). We also dropped participants whose urban and rural status was unknown in surveys that had recorded place of residence (0.05% of all participants). We calculated mean BMI and its standard error by sex, age group (18 years, 19 years, 10-year age groups from 20–29 years to 70–79 years and 80+ years) and rural or urban place of residence. All analyses incorporated appropriate sample weights and complex survey design, when applicable, in calculating summary statistics. Countries typically use the rural and urban classification of communities designated by their statistical offices at any given time both for survey design and for reporting of population to the United Nations Population Division. The classification can change, for example as previously rural areas grow and industrialize and hence become, and are (re)designated as, *de novo* cities. To the extent that the reclassifications keep up with changes in the real status of each community, survey and population data reflect the status of each community at the time of measurement. For surveys without information on place of residence, we calculated age- and sex-stratified summary statistics for the entire sample, which represented the population-weighted sum of rural and urban means.

To ensure summaries were prepared according to the study protocol, computer code was provided to NCD-RisC members who requested assistance. All submitted data were checked by at least two independent reviewers. Questions and clarifications were discussed with NCD-RisC members and resolved before data were incorporated into the database.

Finally, we incorporated all nationally representative data from sources that were identified but not accessed through the above routes, by extracting summary statistics from published reports. Data were also extracted for nine WHO STEPwise approach to Surveillance (STEPS) surveys, one Countrywide Integrated Non-communicable Diseases Intervention (CINDI) survey, and five sites of the

WHO Multinational MONitoring of trends and determinants in Cardiovascular disease (MONICA) project that were not deposited in the MONICA Data Centre. Data were extracted from published reports only when reported by sex and in age groups no wider than 20 years. We also used data from a previous global data pooling study<sup>45</sup> when such data had not been accessed through the routes described.

All NCD-RisC members are asked periodically to review the list of sources from their country, to suggest additional sources not in the database, and to verify that the included data meet the inclusion criteria listed below and are not duplicates. The NCD-RisC database is continuously updated through this contact with NCD-RisC members. For this paper, we used data from the NCD-RisC database for years 1985 to 2017 and ages 18 years and older. A list of the data sources that we used in this analysis and their characteristics is provided in Supplementary Table 1.

**Data inclusion and exclusion.** Data sources were included in the NCD-RisC database if: (1) measured data on height, weight, waist circumference or hip circumference were available; (2) study participants were 5 years of age and older; (3) data were collected using a probabilistic sampling method with a defined sampling frame; (4) data were from population samples at the national, sub-national (that is, covering one or more sub-national regions, more than three urban communities or more than five rural communities) or community level; and (5) data were from the countries and territories listed in Supplementary Table 2.

We excluded all data sources that were based solely on self-reported weight and height without a measurement component, because these data are subject to biases that vary by geography, time, age, sex and socioeconomic characteristics<sup>45–47</sup>. Owing to these variations, approaches to correcting self-reported data leave residual bias. We also excluded data sources on population subgroups whose anthropometric status may differ systematically from the general population, including: (1) studies that included or excluded people based on their health status or cardiovascular risk; (2) studies whose participants were only ethnic minorities; (3) specific educational, occupational, or socioeconomic subgroups, with the exception noted below; (4) those recruited through health facilities, with the exception noted below; and (5) women aged 15–19 years in surveys which sampled only ever-married women or measured height and weight only among mothers.

We used school-based data in countries, and in age–sex groups, with school enrolment of 70% or higher. We used data for which the sampling frame was health insurance schemes in countries in which at least 80% of the population were insured. Finally, we used data collected through general practice and primary care systems in high-income and central European countries with universal insurance, because contact with the primary care systems tends to be as good as or better than response rates for population-based surveys.

**Conversion of BMI prevalence metrics to mean BMI.** In 2% of our data points—mostly extracted from published reports or from a previous pooling analysis<sup>43</sup>—mean BMI was not reported, but data were available for the prevalence of one or more BMI categories, for example, BMI ≥ 30 kg m<sup>-2</sup>. In order to use these data, we used previously validated conversion regressions<sup>2</sup> to estimate the missing primary outcome from the available BMI prevalence metric(s). All sources of uncertainty in the conversion—including the sampling uncertainty of the original data, the uncertainty of the regression coefficients and random effects, and the regression residuals—were carried forward by using repeated draws from their joint posterior distribution, accounting for the correlations among the uncertainties of regression coefficients and random effects.

**Statistical analysis of BMI trends by rural and urban place of residence.** We used a Bayesian hierarchical model to estimate mean BMI by country, year, sex, age and place of residence. The statistical model is described in detail in a statistical paper and related substantive papers<sup>2,35,40–44,48–51</sup>, and in the Supplementary Information. In summary, we organized countries into 21 regions (Supplementary Table 2), mostly based on geography and national income. The exception was high-income English-speaking countries (Australia, Canada, Ireland, New Zealand, the United Kingdom and the United States), grouped together in one region because BMI and other cardiometabolic risk factors have similar trends in these countries, which can be distinct from other countries in their geographical regions<sup>2,49,50,52</sup>. Regions were in turn organized into nine super-regions.

The model had a hierarchical structure in which estimates for each country and year were informed by their own data, if available, and by data from other years in the same country and from other countries, especially those in the same region with data for similar time periods. The extent to which estimates for each country-year were influenced by data from other years and other countries depended on whether the country had data, the sample size of the data, whether they were national, and the within-country and within-region variability of the available data. The model incorporated nonlinear time trends comprising linear terms and a second-order random walk, all modelled hierarchically. The age association of BMI was modelled using a cubic spline to allow nonlinear age patterns, which could vary across countries. The model accounted for the possibility that BMI in sub-national and community samples might differ systematically from nationally

representative ones and have larger variation than in national studies. These features were implemented by including data-driven fixed-effect and random-effect terms for sub-national and community data. The fixed effects adjusted for systematic differences between sub-national or community studies and national studies. The random effects allowed national data to have larger influence on the estimates than sub-national or community data with similar sample sizes.

Here, we extended the model to make estimates for rural and urban populations following a previously published approach<sup>35,51</sup>. This model includes a parameter representing the urban–rural BMI difference, which is estimated empirically and allowed to vary by country and year. The model uses all of the data—those stratified by rural and urban place of residence as well as those reported for the entire population. If data for a country-year were not stratified by place of residence, the estimated urban–rural BMI difference was informed by stratified data from other years and countries, especially those in the same region with data from similar time periods.

We fitted the statistical model with the Markov chain Monte Carlo (MCMC) algorithm and following burn-in obtained 5,000 samples (or draws) from the posterior distribution of model parameters, which were in turn used to obtain the posterior distributions of our primary outcomes—mean urban BMI, mean rural BMI and mean urban–rural BMI difference. Posterior estimates were made in 1-year age groups for ages 18 and 19 and 5-year age groups for those aged 20 years and older. We generated age-standardized estimates by taking weighted means of age-specific estimates, using age weights from the WHO standard population. Regional and global rural and urban mean BMI estimates were calculated as population-weighted averages of rural and urban mean for the constituent country estimates by age group and sex. National mean BMI was calculated as population-weighted averages of the rural and urban means. All analyses were done separately by sex because geographical and temporal patterns of BMI differ between men and women<sup>2</sup>.

The reported credible intervals represent the 2.5th and the 97.5th percentiles of the posterior distributions. We report the posterior probability that the estimated urban–rural BMI difference is a true difference in the same direction as the posterior mean estimate. We also report the posterior probability that the estimated change in the rural–urban BMI difference over time represents a true increase or decrease.

**Validation of statistical model.** We calculated the difference between the posterior estimates from the model and data from national studies. Median errors were very close to zero (0.03 kg m<sup>-2</sup> for women and -0.02 kg m<sup>-2</sup> for men) and median absolute errors were 0.32 kg m<sup>-2</sup> for women and 0.26 kg m<sup>-2</sup> for men, indicating that the estimates were unbiased and had small deviations relative to national studies. The differences were indistinguishable from zero at the 5% level of statistical significance.

We also tested how well our statistical model predicts missing data, known as external predictive validity or cross-validation, in two different tests. In the first test, we held out all data from 10% of countries with data (that is, created the appearance of countries with no data for which we actually had data). The countries for which the data were withheld were selected randomly from the following three groups: data rich (8 or more data sources for women and 7 or more data sources for men), data poor (1–3 data sources for women and 1–2 for men) and average data availability (4–7 data sources for women and 3–6 for men). All data-rich countries had at least one data source after 2000 and at least one source with data stratified on rural and urban place of residence. We fitted the model to the data from the remaining 90% of countries and made estimates of the held-out observations. In the second test, we assessed other patterns of missing data by holding out 10% of our data sources, again from a mix of data-rich, data-poor and average-data countries, as defined above. For a given country, we either held out a random one third of the country's data or all of the country's 2000–2017 data to determine, respectively, how well we filled in the gaps for countries with intermittent data and how well we estimated in countries without recent data. We fitted the model to the remaining 90% of the dataset and made estimates of the held-out observations. We repeated each test five times, holding out a different subset of data in each repetition. In both tests, we calculated the differences between the held-out data and the estimates. We also calculated the 95% credible intervals of the estimates; in a model with good external predictive validity, 95% of held-out values would be included in the 95% credible intervals.

Our statistical model performed very well in the external validation tests, that is, in estimating mean BMI when data were missing. The estimates of mean BMI were unbiased, as evidenced with median errors that were zero or close to zero globally (0.03 and -0.03 kg m<sup>-2</sup> for women and -0.15 and 0.00 kg m<sup>-2</sup> for men in the first and second tests, respectively), and less than  $\pm 0.20$  kg m<sup>-2</sup> in every subset of withheld data except 1985–1999 data in the first test for men, for which the median error was -0.24 kg m<sup>-2</sup> (Extended Data Table 2). Most of the median errors were indistinguishable from zero at the 5% level of statistical significance.

The 95% credible intervals of estimated mean BMI covered 94–98% of true data globally; coverage was >93% in all but one subset of withheld data. Median absolute errors ranged from 0.52 to 1.09 kg m<sup>-2</sup> globally and were at most 1.29 kg m<sup>-2</sup> in all subsets of withheld data. Median absolute errors were smaller in the second test, in which subsets of data sources from some countries were withheld, than in the first test, in which all data from some countries were withheld. Given that we had data for 190 out of 200 countries for women and 183 out of 200 countries for men, the second test is a better reflection of data availability in our analysis. For comparison, median absolute differences for mean BMI between pairs of nationally representative surveys done in the same country and in the same year was 0.46 kg m<sup>-2</sup>, indicating that our estimates perform almost as well as running two parallel surveys in the same country and year.

**Contributions of urbanization and rural and urban BMI change to changes in population mean BMI.** We calculated the contributions of the following components to change in population mean BMI from 1985 to 2017: the contribution of change in BMI in rural areas, the contribution of change in BMI in urban areas, and the contribution of urbanization (that is, increase in the proportion of people living in urban areas). The first two parts were calculated by fixing the proportion of people living in rural and urban areas to 1985 levels and allowing BMI to change as it did in the respective population. The contribution of urbanization was calculated by fixing BMI in rural and urban areas to 2017 levels and allowing the proportion of people living in cities to change as it did. Percentage contributions were calculated using posterior draws, with reported credible intervals representing the 2.5th and the 97.5th percentiles of their posterior distributions. The change in mean BMI from 1985 to 2017 was then calculated as (contribution of change in rural BMI + contribution of change in urban BMI + contribution of change in the proportion of the population living in urban areas) = ((change in BMI<sub>rural1985–2017</sub>) (percentage living in rural areas<sub>1985</sub>) + (change in BMI<sub>urban1985–2017</sub>) (percentage living in urban areas<sub>1985</sub>) + (change in percentage living in urban areas<sub>1985–2017</sub>) (BMI<sub>urban2017</sub> - BMI<sub>rural2017</sub>)).

**Strengths and limitations.** Urbanization is regarded as one of the most important contributors to the global obesity epidemic, but this perspective is based on limited data. We present the first comparable estimates of mean BMI for rural and urban populations worldwide over three decades using, to our knowledge, the largest and most comprehensive global database of human anthropometry with information on urban or rural place of residence. We used population-based measurement data from almost all countries, with information on participants' urban or rural place of residence for the majority of data sources. We maintained a high level of data quality through repeated checks of study characteristics against our inclusion and exclusion criteria, which were verified by NCD-RisC members, and did not use any self-reported data to avoid bias in height and weight. Data were analysed according to a common protocol to obtain mean BMI by age, sex and place of residence. We used a statistical model that used all available data, while giving more weight to national data than sub-national and community studies and took into account the epidemiological features of BMI by using nonlinear time trends and age associations. The model used information on the urban–rural difference in BMI where available and estimated this difference hierarchically and temporally in the absence of stratified data.

Despite our large-scale data collation effort, some countries and regions had fewer data sources, particularly the Caribbean, and Polynesia and Micronesia. There were also fewer data sources before 2000. This temporal and geographical sparsity of data led to wider uncertainty intervals for these countries, regions and years. Although health surveys commonly use the rural and urban classification of national statistical offices, cities and rural areas in different countries vary in their demographic characteristics (for example, population size or density), economic activity, administrative structures, infrastructure and environment. These differences appropriately exist because countries themselves differ in terms of their demography, geography and economy. For example, a country with a smaller population may use a lower threshold for urban designation than one with a larger population, because its cities are naturally smaller even if they serve the same functions. Official rural and urban classifications are used for resource allocation and planning for nutrition and health<sup>53–58</sup>, which makes them the appropriate unit for tracking outcomes. Nonetheless, understanding the causes of change in rural and urban areas can be enriched with use of more complex and multi-dimensional measures of urbanicity involving size, density, economic and commercial activities and infrastructures<sup>59,60</sup>. Finally, urbanization could arise from a variety of mechanisms: (1) natural increase due to excess births over deaths in cities compared to rural areas, (2) rural to urban migration (often related to opportunities for work and education) and (3) reclassification of previously rural areas as they grow and industrialize and hence become, and are (re)designated as, *de novo* cities. The contributions of these mechanisms to urbanization vary across countries. The use of time-varying rural versus urban classification of communities ensures that in any year, the rural and urban strata represent the actual status of each community.

However, each of these mechanisms may have different implications for changes in nutrition and physical activity and, therefore, BMI.


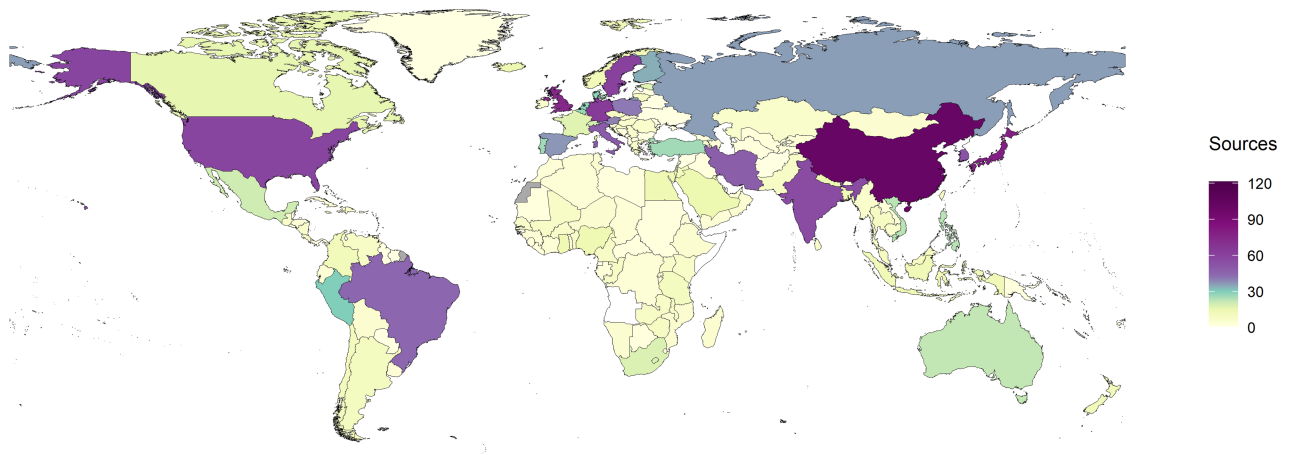
### Data availability

Estimates of mean BMI by country, year, sex and urban and rural place of residence are available from <http://www.ncdrisc.org/>. Input data from publicly available sources can also be downloaded from <http://www.ncdrisc.org/>. For other data sources, contact information for data providers can be obtained from <http://www.ncdrisc.org/>.

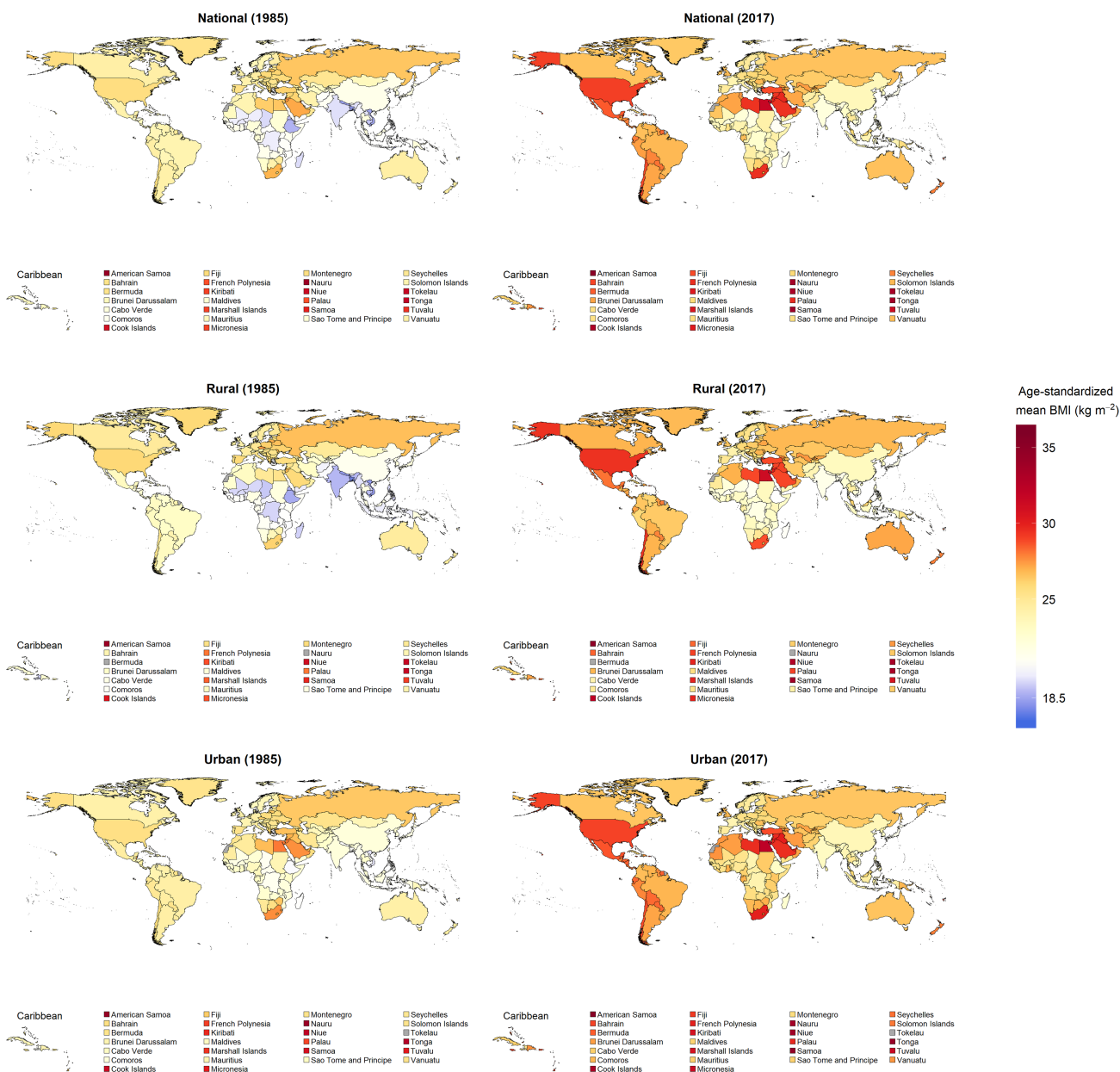
### Code availability

The computer code for the Bayesian hierarchical model used in this work is available at <http://www.ncdrisc.org/>.

37. Prospective Studies Collaboration. Body-mass index and cause-specific mortality in 900 000 adults: collaborative analyses of 57 prospective studies. *Lancet* **373**, 1083–1096 (2009).
38. The Global BMI Mortality Collaboration. Body-mass index and all-cause mortality: individual-participant-data meta-analysis of 239 prospective studies in four continents. *Lancet* **388**, 776–786 (2016).
39. Singh, G. M. et al. The age-specific quantitative effects of metabolic risk factors on cardiovascular diseases and diabetes: a pooled analysis. *PLoS ONE* **8**, e65174 (2013).
40. Danaei, G. et al. National, regional, and global trends in systolic blood pressure since 1980: systematic analysis of health examination surveys and epidemiological studies with 786 country-years and 5.4 million participants. *Lancet* **377**, 568–577 (2011).
41. Danaei, G. et al. National, regional, and global trends in fasting plasma glucose and diabetes prevalence since 1980: systematic analysis of health examination surveys and epidemiological studies with 370 country-years and 2.7 million participants. *Lancet* **378**, 31–40 (2011).
42. Farzadfar, F. et al. National, regional, and global trends in serum total cholesterol since 1980: systematic analysis of health examination surveys and epidemiological studies with 321 country-years and 3.0 million participants. *Lancet* **377**, 578–586 (2011).
43. Finucane, M. M. et al. National, regional, and global trends in body-mass index since 1980: systematic analysis of health examination surveys and epidemiological studies with 960 country-years and 9.1 million participants. *Lancet* **377**, 557–567 (2011).
44. NCD Risk Factor Collaboration (NCD-RisC). Trends in adult body-mass index in 200 countries from 1975 to 2014: a pooled analysis of 1698 population-based measurement studies with 19.2 million participants. *Lancet* **387**, 1377–1396 (2016).
45. Hayes, A. J., Clarke, P. M. & Lung, T. W. C. Change in bias in self-reported body mass index in Australia between 1995 and 2008 and the evaluation of correction equations. *Popul. Health Metr.* **9**, 53 (2011).
46. Gorber, S. C., Tremblay, M., Moher, D. & Gorber, B. A comparison of direct vs. self-report measures for assessing height, weight and body mass index: a systematic review. *Obes. Rev.* **8**, 307–326 (2007).
47. Ezzati, M., Martin, H., Skjold, S., Vander Hoorn, S. & Murray, C. J. L. Trends in national and state-level obesity in the USA after correction for self-report bias: analysis of health surveys. *J. R. Soc. Med.* **99**, 250–257 (2006).
48. Finucane, M. M., Paciorek, C. J., Danaei, G. & Ezzati, M. Bayesian estimation of population-level trends in measures of health status. *Stat. Sci.* **29**, 18–25 (2014).
49. NCD Risk Factor Collaboration (NCD-RisC). A century of trends in adult human height. *eLife* **5**, e13410 (2016).
50. NCD Risk Factor Collaboration (NCD-RisC). Worldwide trends in blood pressure from 1975 to 2015: a pooled analysis of 1479 population-based measurement studies with 19.1 million participants. *Lancet* **389**, 37–55 (2017).
51. Finucane, M. M., Paciorek, C. J., Stevens, G. A. & Ezzati, M. Semiparametric Bayesian density estimation with disparate data sources: a meta-analysis of global childhood undernutrition. *J. Am. Stat. Assoc.* **110**, 889–901 (2015).
52. NCD Risk Factor Collaboration (NCD-RisC). Worldwide trends in diabetes since 1980: a pooled analysis of 751 population-based studies with 4.4 million participants. *Lancet* **387**, 1513–1530 (2016).
53. The World Bank. *An Overview of Links Between Obesity and Food Systems: Implications for the Food and Agriculture Global Practice Agenda*. <http://documents.worldbank.org/curated/en/222101499437276873/pdf/117200REVISED-WP-Obesity-Overview-Web-PUBLIC-002.pdf> (World Bank, 2017).
54. FAO. *Ending Poverty and Hunger by Investing in Agriculture and Rural Areas*. <http://www.fao.org/3/a-i7556e.pdf> (Food and Agriculture Organization of the United Nations, 2017).
55. WHO & Global Health Workforce Alliance. *Global Experience of Community Health Workers for Delivery of Health Related Millenium Development Goals: a Systematic Review, Country Case Studies, and Recommendations for Integration into National Health Systems*. [https://www.who.int/workforcealliance/knowledge/publications/CHW\\_FullReport\\_2010.pdf?ua=1](https://www.who.int/workforcealliance/knowledge/publications/CHW_FullReport_2010.pdf?ua=1) (World Health Organization, 2010).
56. Bhutta, Z. A. et al. Rethinking community based strategies to tackle health inequities in South Asia. *Br. Med. J.* **363**, k4884 (2018).
57. IFAD. *Rural Development Report 2016: Fostering Inclusive Rural Transformation*. <https://www.ifad.org/documents/38714170/39155702/Rural+development+report+2016.pdf/347402dd-a37f-41b7-9990-aa745dc113b9> (International Fund for Agricultural Development, 2016).
58. FAO, IFAD & WFP. *The State of Food Insecurity in the World 2015. Meeting the 2015 International Hunger Targets: Taking Stock of Uneven Progress*. <http://www.fao.org/3/a-i4646e.pdf> (Food and Agriculture Organization of the United Nations, 2015).
59. Dahly, D. L. & Adair, L. S. Quantifying the urban environment: a scale measure of urbanicity outperforms the urban–rural dichotomy. *Soc. Sci. Med.* **64**, 1407–1419 (2007).
60. Jones-Smith, J. C. & Popkin, B. M. Understanding community context and adult health changes in China: development of an urbanicity scale. *Soc. Sci. Med.* **71**, 1436–1446 (2010).

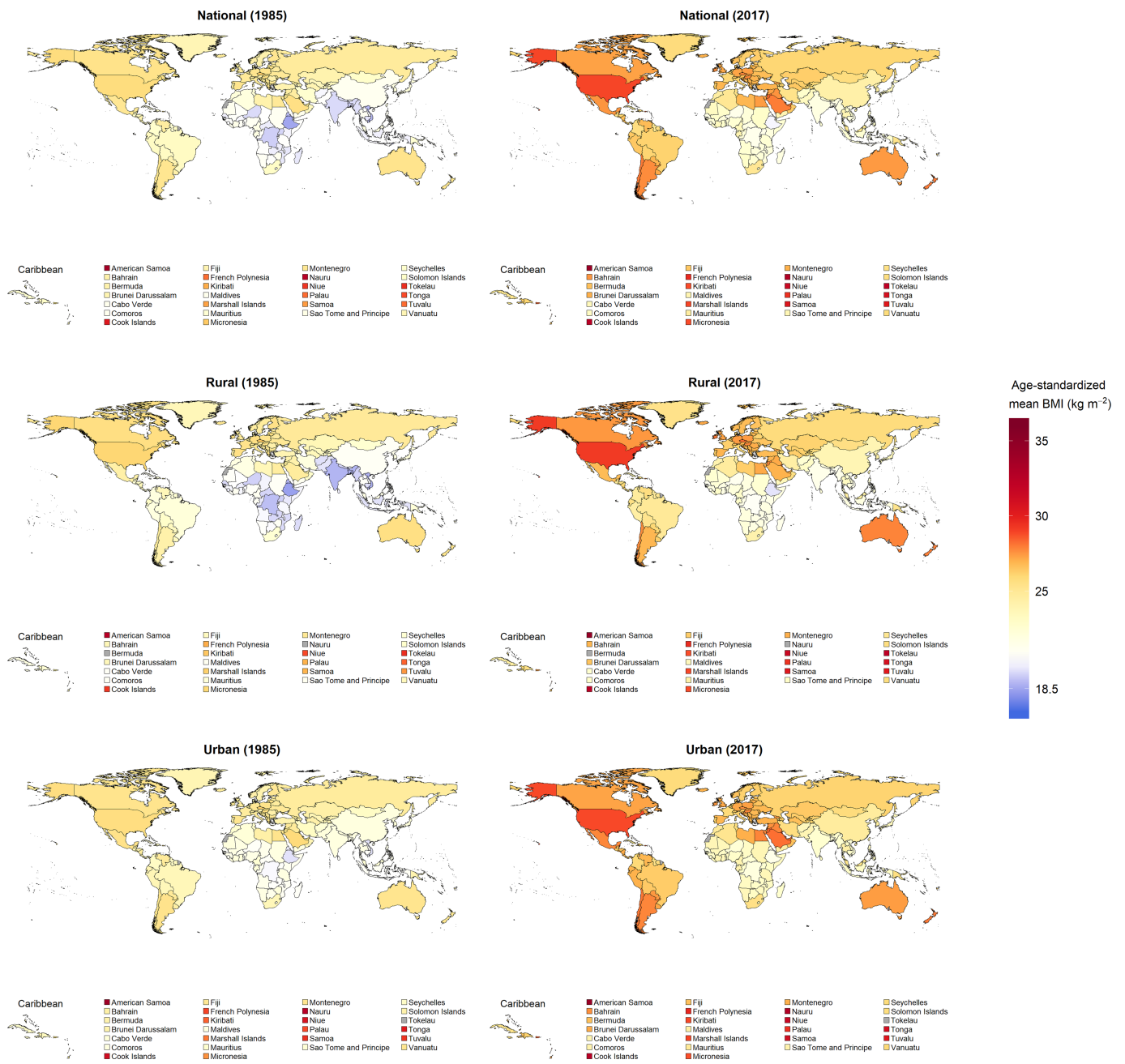


**Extended Data Fig. 1 | Number of data sources by country.** The colour indicates the number of population-based data sources used in the analysis for each country. Countries and territories not included in the analysis are coloured in grey.

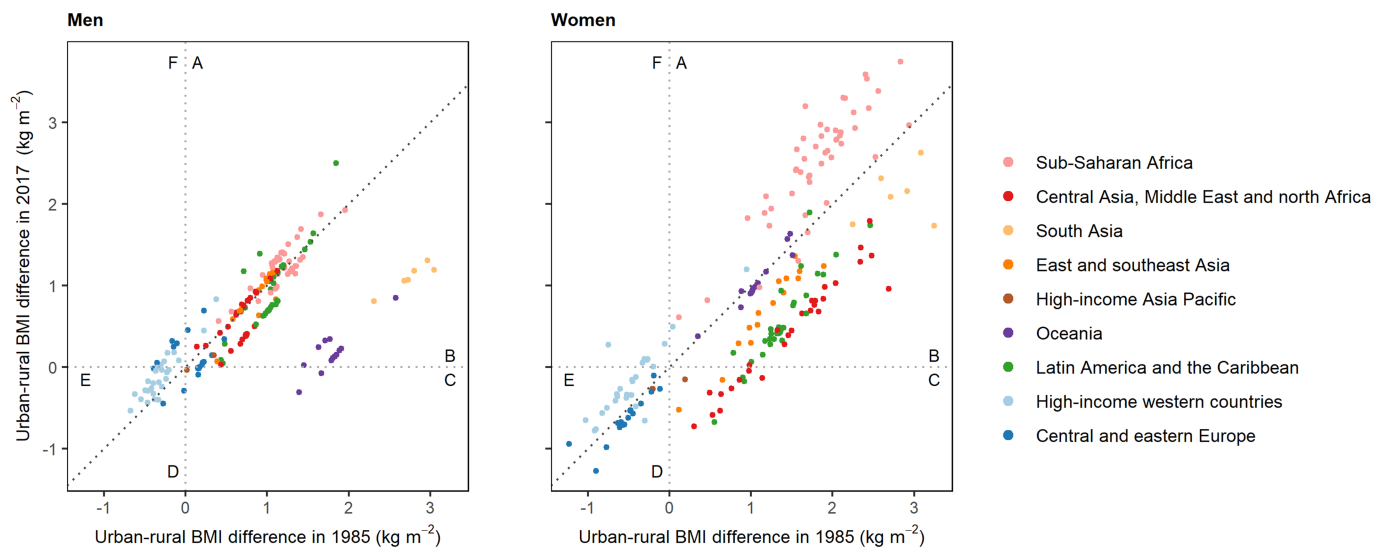


Extended Data Fig. 2 | Age-standardized national, rural and urban mean BMI in women aged 18 years and older in 1985 and 2017 by country. The numerical values are provided in Supplementary Table 3 and can be downloaded from <http://www.ncdrisc.org>.



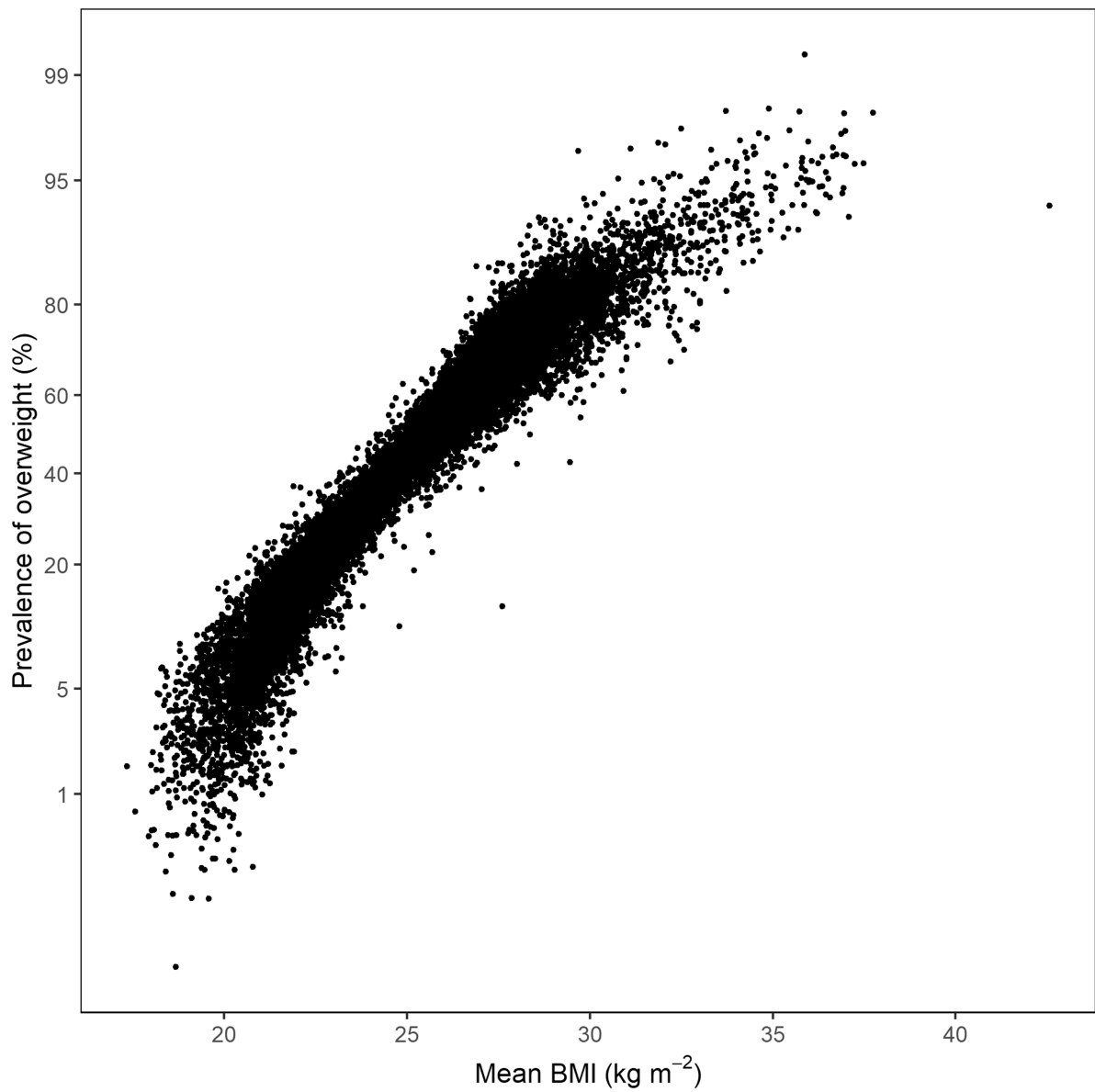


**Extended Data Fig. 3 | Age-standardized national, rural and urban mean BMI in men aged 18 years and older in 1985 and 2017 by country. The numerical values are provided in Supplementary Table 3 and can be downloaded from <http://www.ncdrisc.org>.**



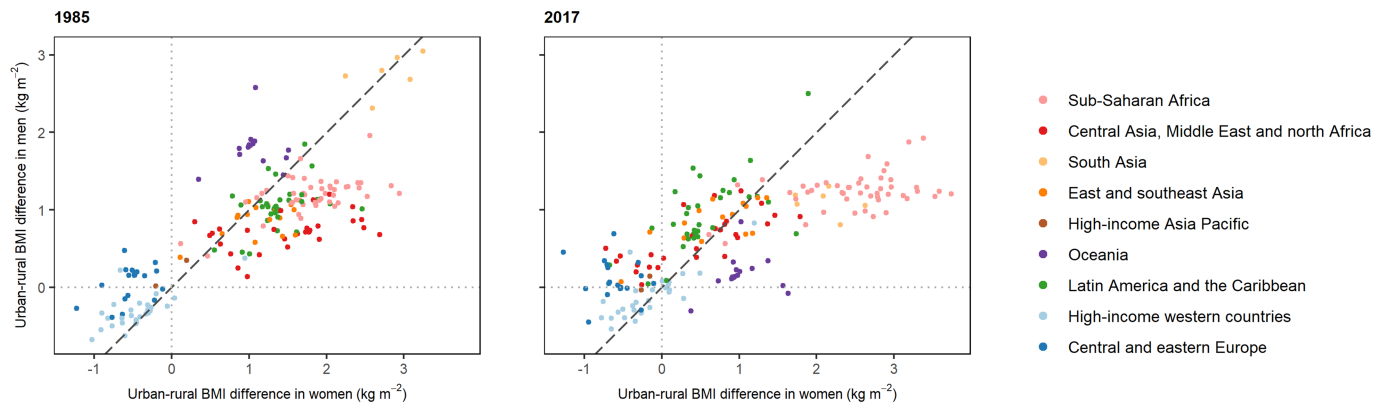
**Extended Data Fig. 4 | The difference between rural and urban age-standardized mean BMI in 1985 compared to 2017.** Each point shows one country and colours indicate region. A positive number indicates a higher urban mean BMI and a negative number indicates a higher rural mean BMI. Different sections labelled A–F indicate the following categories of countries. A, countries with an urban excess BMI that

increased from 1985 to 2017. B, countries with an urban excess BMI that decreased from 1985 to 2017. C, countries with an urban excess BMI in 1985 that changed to a rural excess BMI in 2017. D, countries with a rural excess BMI that increased from 1985 to 2017. E, countries with a rural excess BMI that decreased from 1985 to 2017. F, countries with a rural excess BMI in 1985 that changed to an urban excess BMI in 2017.



**Extended Data Fig. 5 | The relationship between mean BMI and prevalence of overweight.** Overweight is defined as  $\text{BMI} \geq 25 \text{ kg m}^{-2}$ . Prevalence is plotted on a probit scale, which changes in an approximately linear manner as the mean changes. Each point represents an age group-

and sex-specific mean, stratified by place of residence as described in the Methods and with more than 25 participants, from data sources in the NCD-RisC database.



**Extended Data Fig. 6 | Comparison of the difference between rural and urban age-standardized mean BMI in women and men aged 18 years and older in 1985 and 2017. Each point shows one country and colours indicate region.**

Extended Data Table 1 | Mean BMI and percentage of the population by urban and rural place of residence

Region	Sex	Percentage of the population living in urban areas		Age-standardized mean BMI (kg m <sup>-2</sup> )			
				Rural		Urban	
		1985	2017	1985	2017	1985	2017
<b>Emerging economies</b>							
Central Asia, Middle East and north Africa	Men	51%	63%	23.4 (22.7-24.0)	26.0 (25.8-26.3)	24.2 (23.6-24.8)	26.8 (26.6-27.0)
	Women			24.2 (23.5-24.9)	28.2 (27.9-28.4)	26.1 (25.4-26.8)	28.7 (28.4-28.9)
East and southeast Asia	Men	25%	55%	20.7 (20.4-21.0)	23.3 (23.0-23.7)	21.8 (21.5-22.1)	24.4 (24.0-24.9)
	Women			20.9 (20.5-21.3)	23.3 (22.9-23.8)	22.1 (21.7-22.4)	23.9 (23.4-24.4)
Latin America and the Caribbean	Men	68%	80%	23.0 (22.4-23.6)	25.6 (25.3-25.9)	24.4 (23.8-24.9)	26.9 (26.6-27.2)
	Women			23.1 (22.5-23.7)	27.1 (26.7-27.4)	24.6 (24.0-25.1)	27.5 (27.2-27.9)
Oceania	Men	21%	20%	22.9 (21.9-24.0)	25.7 (24.7-26.7)	25.3 (24.2-26.4)	26.6 (25.7-27.5)
	Women			23.2 (21.9-24.5)	26.2 (24.8-27.5)	25.6 (24.1-27.1)	28.4 (27.2-29.6)
South Asia	Men	24%	34%	19.0 (18.4-19.6)	21.6 (21.2-22.0)	22.0 (21.3-22.6)	22.8 (22.4-23.2)
	Women			19.0 (18.2-19.7)	21.8 (21.4-22.3)	22.2 (21.3-23.0)	23.7 (23.3-24.2)
<b>Sub-Saharan Africa</b>							
Sub-Saharan Africa	Men	25%	39%	20.1 (19.6-20.7)	21.7 (21.3-22.0)	21.7 (21.2-22.3)	23.3 (22.9-23.7)
	Women			20.9 (20.4-21.5)	22.7 (22.4-23.0)	23.5 (23.0-24.1)	25.9 (25.6-26.2)
<b>High-income and other industrialized regions</b>							
Central and eastern Europe	Men	65%	68%	25.0 (24.4-25.6)	26.7 (26.2-27.2)	25.0 (24.5-25.5)	26.7 (26.1-27.3)
	Women			26.3 (25.6-27.0)	26.7 (26.1-27.2)	26.0 (25.4-26.6)	26.2 (25.6-26.9)
High-income Asia Pacific	Men	74%	91%	22.3 (22.0-22.6)	24.1 (23.9-24.4)	22.4 (22.1-22.6)	23.9 (23.6-24.2)
	Women			22.2 (21.8-22.6)	22.7 (22.3-23.0)	22.1 (21.8-22.4)	22.1 (21.7-22.5)
High-income western countries	Men	74%	80%	25.6 (25.3-25.8)	27.8 (27.5-28.1)	25.2 (24.9-25.4)	27.6 (27.4-27.9)
	Women			25.4 (25.0-25.8)	26.9 (26.5-27.3)	24.9 (24.6-25.2)	26.9 (26.5-27.2)
<b>World</b>							
World	Men	41%	55%	21.1 (20.9-21.3)	23.2 (23.0-23.4)	23.7 (23.5-23.9)	25.3 (25.2-25.5)
	Women			21.5 (21.3-21.8)	23.6 (23.4-23.8)	24.2 (23.9-24.4)	25.5 (25.3-25.7)

For each region, the table shows age-standardized mean BMI for urban and rural populations and the percentage of the population living in urban areas in 1985 and 2017. See Supplementary Table 2 for a list of countries in each region. Numbers in parentheses show 95% credible intervals.

Extended Data Table 2 | Results of model validation

Validation	Sex	Data	No. of held-out observations	Percent covered	Error (kg m <sup>-2</sup> ) <sup>†</sup>				Absolute error (kg m <sup>-2</sup> )				
					Median	Q1	Q3	(p*)	Median	Q1	Q3	(p*)	
Test 1	Women	All	7022	98	0.03	-1.09	1.08	0.08	1.09	0.50	1.88	0.08	
		Study representativeness	Community	1589	98	0.30	-0.89	1.31	0.48	1.16	0.54	1.95	0.48
			Sub-national	1197	98	-0.09	-1.30	1.25	0.03	1.29	0.61	2.04	0.03
			National	4236	97	-0.03	-1.09	0.95	0.06	1.00	0.47	1.78	0.06
		Years	1985-1999	480	96	0.00	-1.33	0.86	0.14	1.06	0.47	1.69	0.14
	2000-2017		6542	98	0.03	-1.07	1.10	0.17	1.09	0.50	1.90	0.17	
	Men	All	6392	97	-0.15	-0.98	0.74	0.00	0.86	0.43	1.54	0.00	
		Study representativeness	Community	1409	98	-0.15	-0.92	0.63	0.01	0.78	0.39	1.37	0.01
			Sub-national	1233	98	-0.11	-0.85	0.87	0.18	0.86	0.40	1.56	0.18
			National	3750	96	-0.16	-1.06	0.74	0.00	0.89	0.45	1.59	0.00
Years		1985-1999	627	99	-0.24	-0.90	0.50	0.02	0.72	0.36	1.21	0.02	
	2000-2017	5765	97	-0.13	-1.00	0.76	0.00	0.88	0.44	1.58	0.00		
Test 2	Women	All	7680	94	-0.03	-0.67	0.58	0.29	0.62	0.28	1.19	0.29	
		Study representativeness	Community	1480	88	0.10	-0.75	0.92	0.83	0.84	0.38	1.59	0.83
			Sub-national	1330	93	-0.07	-0.73	0.58	0.38	0.65	0.30	1.19	0.38
			National	4870	96	-0.05	-0.63	0.50	0.27	0.57	0.26	1.08	0.27
		Years	1985-1999	1472	94	-0.02	-0.56	0.55	0.71	0.56	0.25	1.15	0.71
	2000-2017		6208	94	-0.03	-0.69	0.58	0.21	0.64	0.29	1.20	0.21	
	Men	All	6608	95	0.00	-0.54	0.51	0.23	0.52	0.24	1.01	0.23	
		Study representativeness	Community	1559	93	0.01	-0.65	0.65	0.71	0.65	0.32	1.23	0.71
			Sub-national	1137	94	0.03	-0.51	0.56	0.93	0.54	0.25	1.06	0.93
			National	3912	96	-0.01	-0.51	0.45	0.19	0.48	0.21	0.91	0.19
Years		1985-1999	1190	97	-0.04	-0.52	0.37	0.68	0.45	0.20	0.84	0.68	
	2000-2017	5418	95	0.01	-0.55	0.53	0.28	0.54	0.25	1.05	0.28		

Q1, first quartile; Q3, third quartile; p, p value.

†Estimated values minus held-out values.

\*p values for model error comparisons were calculated using the non-parametric Wilcoxon signed-rank test for paired data. The p values are calculated assuming independence of the held-out observations. They should therefore be interpreted as an approximation because there is some dependence among the held-out observations, within each of the five repetitions for example.

## Reporting Summary

Nature Research wishes to improve the reproducibility of the work that we publish. This form provides structure for consistency and transparency in reporting. For further information on Nature Research policies, see [Authors & Referees](#) and the [Editorial Policy Checklist](#).

### Statistical parameters

When statistical analyses are reported, confirm that the following items are present in the relevant location (e.g. figure legend, table legend, main text, or Methods section).

n/a Confirmed

- The exact sample size ( $n$ ) for each experimental group/condition, given as a discrete number and unit of measurement
- An indication of whether measurements were taken from distinct samples or whether the same sample was measured repeatedly
- The statistical test(s) used AND whether they are one- or two-sided  
*Only common tests should be described solely by name; describe more complex techniques in the Methods section.*
- A description of all covariates tested
- A description of any assumptions or corrections, such as tests of normality and adjustment for multiple comparisons
- A full description of the statistics including central tendency (e.g. means) or other basic estimates (e.g. regression coefficient) AND variation (e.g. standard deviation) or associated estimates of uncertainty (e.g. confidence intervals)
- For null hypothesis testing, the test statistic (e.g.  $F$ ,  $t$ ,  $r$ ) with confidence intervals, effect sizes, degrees of freedom and  $P$  value noted  
*Give  $P$  values as exact values whenever suitable.*
- For Bayesian analysis, information on the choice of priors and Markov chain Monte Carlo settings
- For hierarchical and complex designs, identification of the appropriate level for tests and full reporting of outcomes
- Estimates of effect sizes (e.g. Cohen's  $d$ , Pearson's  $r$ ), indicating how they were calculated
- Clearly defined error bars  
*State explicitly what error bars represent (e.g. SD, SE, CI)*

*Our web collection on [statistics for biologists](#) may be useful.*

### Software and code

Policy information about [availability of computer code](#)

Data collection

Processing of secondary data was conducted using the statistical software R (version 3.5.1).

Data analysis

All analyses were conducted using the statistical software R (version 3.5.1). The code for national analysis of mean risk factor trends is available at [www.ncdrisc.org](http://www.ncdrisc.org). The code for analysis of trends in urban and rural subgroups is available from [www.ncdrisc.org](http://www.ncdrisc.org).

For manuscripts utilizing custom algorithms or software that are central to the research but not yet described in published literature, software must be made available to editors/reviewers upon request. We strongly encourage code deposition in a community repository (e.g. GitHub). See the Nature Research [guidelines for submitting code & software](#) for further information.

### Data

Policy information about [availability of data](#)

All manuscripts must include a [data availability statement](#). This statement should provide the following information, where applicable:

- Accession codes, unique identifiers, or web links for publicly available datasets
- A list of figures that have associated raw data
- A description of any restrictions on data availability

This is a data-pooling study that brings together almost 2000 disparate data sources and uses a Bayesian hierarchical model to estimate population risk factor trends. Estimates of mean BMI by country, year, sex and place of residence (urban and rural) are available from [www.ncdrisc.org](http://www.ncdrisc.org). Estimates of mean BMI by

## Field-specific reporting

Please select the best fit for your research. If you are not sure, read the appropriate sections before making your selection.

Life sciences  Behavioural & social sciences  Ecological, evolutionary & environmental sciences

For a reference copy of the document with all sections, see [nature.com/authors/policies/ReportingSummary-flat.pdf](https://www.nature.com/authors/policies/ReportingSummary-flat.pdf)

## Behavioural & social sciences study design

All studies must disclose on these points even when the disclosure is negative.

Study description	We pooled and re-analysed population-based data on height and weight in adults to estimate trends in mean BMI from 1985 to 2017 by urban and rural place of residence from 200 countries and territories, using a Bayesian hierarchical model.
Research sample	We pooled data from 2,009 population-based studies of human anthropometry conducted in 190 countries, with measurement of height and weight in over 112 million adults aged 18 years and older. Studies were representative of a national, subnational or community population.
Sampling strategy	We included data collected using a probabilistic sampling method with a defined sampling frame. We therefore included studies with simple random and complex survey designs but excluded convenience samples.
Data collection	We used data on measured height and weight to calculate body-mass index. We excluded self-reported data.
Timing	We pooled data collected from 1985 to 2017. We also included national studies for the 3 years prior to 1985 (n=17), assigning them to 1985, so that they can inform the estimates in countries with slightly earlier national data.
Data exclusions	<p>We excluded all data sources that were solely based on self-reported weight and height without a measurement component because these data are subject to biases that vary by geography, time, age, sex and socioeconomic characteristics. Due to these variations, approaches to correcting self-reported data leave residual bias. We also excluded data sources on population subgroups whose anthropometric status may differ systematically from the general population, including:</p> <ul style="list-style-type: none"> <li>• studies that had included or excluded people based on their health status or cardiovascular risk;</li> <li>• studies whose participants were only ethnic minorities;</li> <li>• specific educational, occupational, or socioeconomic subgroups, with the exception noted below;</li> <li>• those recruited through health facilities, with the exception noted below; and</li> <li>• women aged 18-19 years in surveys which sampled only ever-married women or measured height and weight only among mothers.</li> </ul> <p>Our exclusion criteria were established at the initiation of the study to ensure all data were representative.</p>
Non-participation	Our inclusion/exclusion criteria were designed to ensure participants of the surveys included were representative of the general population from which each sample was drawn.
Randomization	Our study is descriptive, and we did not carry out experiments.

## Reporting for specific materials, systems and methods

### Materials & experimental systems

n/a	Included in the study
<input checked="" type="checkbox"/>	<input type="checkbox"/> Unique biological materials
<input checked="" type="checkbox"/>	<input type="checkbox"/> Antibodies
<input checked="" type="checkbox"/>	<input type="checkbox"/> Eukaryotic cell lines
<input checked="" type="checkbox"/>	<input type="checkbox"/> Palaeontology
<input checked="" type="checkbox"/>	<input type="checkbox"/> Animals and other organisms
<input checked="" type="checkbox"/>	<input type="checkbox"/> Human research participants

### Methods

n/a	Included in the study
<input checked="" type="checkbox"/>	<input type="checkbox"/> ChIP-seq
<input checked="" type="checkbox"/>	<input type="checkbox"/> Flow cytometry
<input checked="" type="checkbox"/>	<input type="checkbox"/> MRI-based neuroimaging