



Swansea University
Prifysgol Abertawe



Cronfa - Swansea University Open Access Repository

This is an author produced version of a paper published in:
Royal Society Open Science

Cronfa URL for this paper:
<http://cronfa.swan.ac.uk/Record/cronfa48029>

Paper:

Champneys, T., Castaldo, G., Consuegra, S. & Garcia de Leaniz, C. (2018). Density-dependent changes in neophobia and stress-coping styles in the world's oldest farmed fish. *Royal Society Open Science*, 5(12), 181473
<http://dx.doi.org/10.1098/rsos.181473>

This item is brought to you by Swansea University. Any person downloading material is agreeing to abide by the terms of the repository licence. Copies of full text items may be used or reproduced in any format or medium, without prior permission for personal research or study, educational or non-commercial purposes only. The copyright for any work remains with the original author unless otherwise specified. The full-text must not be sold in any format or medium without the formal permission of the copyright holder.

Permission for multiple reproductions should be obtained from the original author.

Authors are personally responsible for adhering to copyright and publisher restrictions when uploading content to the repository.

<http://www.swansea.ac.uk/library/researchsupport/ris-support/>



Cite this article: Champneys T, Castaldo G, Consuegra S, Garcia de Leaniz C. 2018 Density-dependent changes in neophobia and stress-coping styles in the world's oldest farmed fish. *R. Soc. open sci.* **5**: 181473.
<http://dx.doi.org/10.1098/rsos.181473>

Received: 6 September 2018

Accepted: 9 November 2018

Subject Category:

Biology (whole organism)

Subject Areas:

behaviour/ecology/environmental science

Keywords:

aquaculture, stress coping styles, fish farming, crowding, welfare, animal personalities

Author for correspondence:

C. Garcia de Leaniz

e-mail: c.garciadeleaniz@swansea.ac.uk

Density-dependent changes in neophobia and stress-coping styles in the world's oldest farmed fish

T. Champneys, G. Castaldo, S. Consuegra
and C. Garcia de Leaniz

Centre for Sustainable Aquatic Research, College of Science, Swansea University, Swansea SA2 8PP, UK

SC, 0000-0003-4403-2509; CGL, 0000-0003-1650-2729

Farmed fish are typically reared at densities much higher than those observed in the wild, but to what extent crowding results in abnormal behaviours that can impact welfare and stress coping styles is subject to debate. Neophobia (i.e. fear of the 'new') is thought to be adaptive under natural conditions by limiting risks, but it is potentially maladapted in captivity, where there are no predators or novel foods. We reared juvenile Nile tilapia (*Oreochromis niloticus*) for six weeks at either high (50 g l⁻¹) or low density (14 g l⁻¹), assessed the extent of skin and eye darkening (two proxies of chronic stress), and exposed them to a novel object in an open test arena, with and without cover, to assess the effects of density on neophobia and stress coping styles. Fish reared at high density were darker, more neophobic, less aggressive, less mobile and less likely to take risks than those reared at low density, and these effects were exacerbated when no cover was available. Thus, the reactive coping style shown by fish at high density was very different from the proactive coping style shown by fish at low density. Our findings provide novel insights into the plasticity of fish behaviour and the effects of aquaculture intensification on one of the world's oldest farmed and most invasive fish, and highlight the importance of considering context. Crowding could have a positive effect on the welfare of tilapia by reducing aggressive behaviour, but it can also make fish chronically stressed and more fearful, which could make them less invasive.

1. Introduction

Food security relies on aquaculture intensification to maximize fish production and increase economic viability [1,2] but to what extent crowding may affect behaviours and compromise welfare is

unclear. Stocking density is one of the parameters most easily managed by fish farmers, but what constitutes an acceptable stocking density differs from species to species, and is subject to debate [3–6]. For example, experiments on Atlantic salmon (*Salmo salar* L) and African catfish (*Clarias gariepinus*) indicate that fish reared at high density become less aggressive but also more willing to rise to the surface to feed than fish reared at low density [7–9], but the opposite has been reported for rainbow trout (*Oncorhynchus mykiss*), with fish becoming more aggressive as stocking density increases [3]. Even within siblings, stress-related behaviours may increase with increasing density in some individuals but decrease in others [4].

The Farm Animal Welfare Council recommends that fish are given ‘sufficient space to show most normal behaviours with minimal pain, stress and fear’ [10], but few studies have addressed what constitutes ‘normal behaviours’, what is ‘sufficient’ space or how to detect ‘fear’ under aquaculture conditions. There is, nevertheless, consensus that an incomplete repertoire of natural behaviours may be indicative of compromised welfare [11]. Unlike other behaviours, such as aggression and boldness, which have been well studied in many species (e.g. Nile tilapia [12]; salmonids [13,14]; zebrafish [15]; poeciliids [16]), studies of fear and neophobia in fish are scant [17,18]. A search of 3626 articles on fish behaviour published between 2000 and 2017 in the *Journal of Fish Biology* revealed only one article with the terms ‘fear’ or ‘neophobia’ (fear of the new) in the title, and only 2.5% of articles refer to fear in the text. This serves to emphasize the need for more research on fish fear, particularly on commercially important fish like Nile tilapia (*Oreochromis niloticus*), which are typically reared at very high densities, up to 100 g l⁻¹ [19].

When confronted with an unfamiliar stimulus, many species exhibit caution and display an avoidance response [20]. Such fear of the ‘new’ has been observed across taxa [21] and is most widely documented in the context of novel food and predator avoidance. According to ‘the dangerous niche hypothesis’, wariness of novel stimuli is likely to be adaptive in areas of high predation risk or when prey can be toxic [22]. By avoiding unfamiliar foods, animals can avoid harmful ones, which will often be evolutionarily advantageous [23]. Neophobia can also represent an effective anti-predatory strategy [24] because, unlike costly specialized defence structures (such as spines or armoured plates) that can lose their effectiveness over time [25,26] or become obsolete in novel environments [27], neophobia will generally reduce the chances of suffering a predatory attack [28]. However, neophobia also has costs. For example, a persistent fear of novel stimuli can be accompanied by an acute stress response and elevated levels of corticosteroids [21,29], or may result in missed feeding opportunities and unnecessary energy expenditure. Neophobia, therefore, is thought to be most beneficial in high predation environments [30], but how it may evolve under predator-free aquaculture conditions is unclear. Some studies suggest that highly plastic species (i.e. typically generalists) are less neophobic than specialists that have a narrower niche breadth [31], but neophobia is also well documented among trophic opportunists that have a wide diet [32–34]. The fact that neophobia is present in species that occupy the full foraging continuum serves to highlight the difficulties of explaining why variation exists, at both inter- and intra-specific level [21].

Neophobia may be expected to vary with genetic background and early experience [35], but how it relates to rearing density and stress coping styles is not known. Historically, tilapias have had a reputation for being tolerant of very high stocking densities [19,36], but as the welfare of farmed fish receives more attention [37,38], and as behavioural metrics of welfare become more widely used [39], this tenet is coming under closer scrutiny. Tilapias rank among the oldest and most widely farmed fish worldwide [19,36], but are also included in the ‘100 world’s worst invasive alien species’ [40], so knowledge about how these species respond to novelty when they escape from fish farms and become feral might be important for reducing impacts. To address these questions, we reared juvenile Nile tilapia at high and low densities, measured the extent of eye and skin darkening (two metrics of chronic stress, [41,42]), and screened them for neophobia, as well as for activity, aggression and boldness, as these are measures of stress coping style [43,44]. We used fry because this allowed us to address the effect of rearing density at a critical stage of development, when the young leave the care of their parents and variation in exploratory behaviour is first manifested [45]. Chronic stress during early life is known to cause long-term changes in boldness and neophobia in rats [46], so our hypothesis was that changes in rearing density might also trigger similar changes in neophobia and coping style in fish.

2. Material and methods

2.1. Experimental design

Ten-day-old, mixed-sex Nile tilapia were sourced from Fishgen and reared for six weeks at either high density (initial density: 50 g l⁻¹; 80 fish/tank) or low density (initial density: 14 g l⁻¹; 20 fish/tank) in

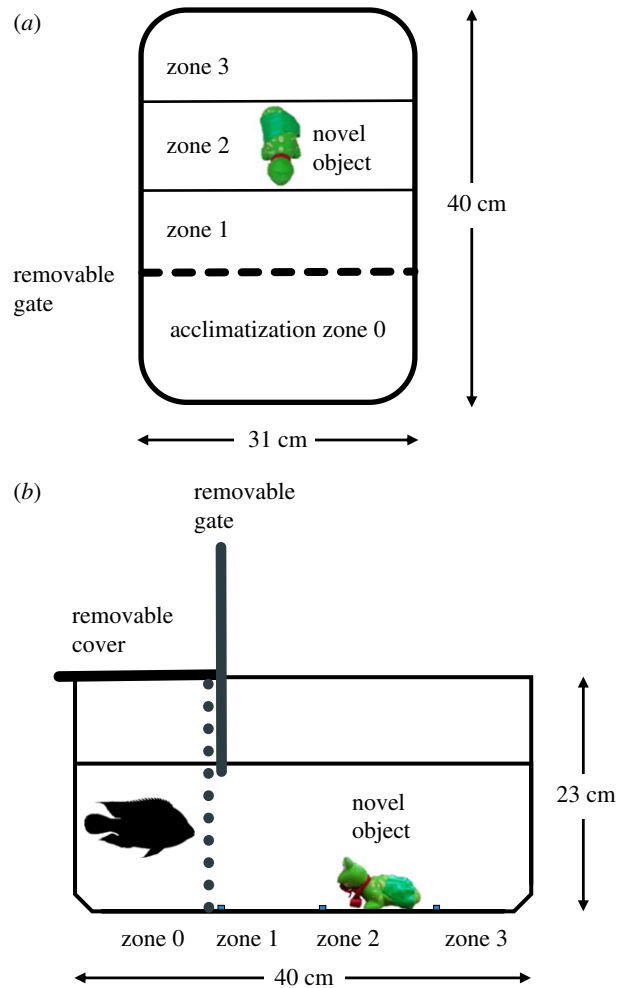


Figure 1. Diagram of the test arena used to assess neophobia and coping style in juvenile Nile tilapia (*a*, top view; *b*, side view—not to scale). The acclimatization zone (zone 0) is separated by an opaque sliding door that can be raised remotely to within 1 cm below the water surface. Zones 1, 2 and 3 are delineated by lines drawn below the tank. The novel object, a conspicuous green plastic toy, is glued to the centre of Zone 2. The overhead cover was left in place or removed, depending on test.

identical 28 l white opaque plastic tanks (40 L × 31 W × 23 H cm) at CSAR's tilapia recirculation facility. These densities fall towards the upper and lower end of densities commonly found at recirculation aquaculture systems for this species [4]. Low-density fish were reared in triplicate and high-density fish in duplicate tanks. Photoperiod was maintained at 12 D : 12 L and temperature was set at 25.2°C (s.e. ± 0.25). Fish were fed ad libitum (1.5 mm Nutra pellets) twice a day (08.30 and 16.00).

2.2. Behavioural screening

The test arenas consisted of two plastic tanks, identical to the rearing tanks (40 L × 31 W × 23 H cm) filled with 15 l of water that were divided into four equally spaced sections: an acclimatization section fitted with a removable cover and a sliding door that could be lifted remotely (zone 0), and three open test sections without cover (zones 1, 2 and 3) that were delineated by marks on the tank bottom. To test for neophobia, a highly conspicuous plastic green toy was fixed with silicon to zone 2 (in the middle of the test arena) to serve as a novel object, as per [47]; figure 1.

After six weeks of rearing, fish were netted haphazardly from each tank and placed singly into the acclimatization chamber for 10 min, after which time the sliding door was slowly raised, and the fish behaviour recorded for 15 min with an overhead camera (GoPro Hero 5) fixed 1 m above the tanks. At the end of the test period, the fish were removed, measured (precision: 1 mm), weighed (precision: 0.1 g) and the test tanks drained, rinsed and refilled with water to remove any olfactory cues that might affect subsequent behaviours. Two blocks of trials were allocated at random and run

concurrently with or without cover in the acclimatization chamber during testing. In total, 116 fish were tested in a 2×2 balanced, fully factorial design representing two rearing densities (high versus low density; $n = 29$ each), and two test conditions (cover versus no cover; $n = 29$ each). All tests took place over a 5-day period (1–5 August 2016).

Videos were reviewed using VLC Media Player and analysed by the first author to ensure consistency. Four behaviours were quantified on each fish to assess neophobia and coping style: (i) the latency (s) to exit the acclimatization zone once the door was lifted (boldness), (ii) the number of times the fish came within 2 cm of the novel object but did not touch it (approaches), (iii) the number of times the fish charged towards the novel object (attacks) and (iv) the time spent (s) in each of the tank zones, from which we computed the mean distance to the novel object (distance) and the Shannon evenness index to measure spatial use (activity). We assumed that the greater the distance to, or time spent away from, the novel object, the more fearful the fish were [47].

2.3. Assessment of skin and eye darkening

To assess the effect of rearing density on eye and skin darkening, tilapia fry of the same age (10–12 days) and origin as above were reared in a concurrent experiment for 10 weeks, using the same densities (high density: 80 fish/tank; low density: 20 fish/tank) and under the same conditions as per the behavioural experiment above. A sample of 107 fish ($n = 52$ low density; $n = 55$ high density) was then photographed (Canon EOS 400D Digital) inside a glass aquarium against a standard background (Classic Target–Xrite–Color checker). Colour measurement and standardization were performed using pixel sampling with GIMP 2.8.16 as per [48]. Briefly, greyscale values (0–255) of R, G and B were measured along the fish flank, in a standardized window defined by the beginning and end of the dorsal fin. As we were interested in the extent of darkening, rather than in coloration, RGB values were converted to HSV space using the *rgbtoHSV* function in the *grDevices* R package and the brightness (luminance) value was used for statistical analysis [49]. To quantify eye darkening, we used a modification of the method proposed by Freitas *et al.* [50]: we divided photographs of the eye sclera into eight equal sections and counted the number of darkened sections.

2.4. Statistical analysis

We used R v. 3.4.3 for all analyses [51]. As stocking density was found to affect body size (fish reared at high density were smaller at the end of the experiment $t_{109,21} = -3.07$, $p = 0.003$), and this could affect behaviour, body size was included as a covariate in statistical analyses. Latency to leave shelter was tested by right-censored Cox proportional hazards regression, as this can accommodate both continuous (fish length) and categorical predictors (cover and density) and can assess their joint effects simultaneously [52]. We used the *coxph* function in the *survival* R package [53] to compute the Cox proportional hazards regression and the *survminer* package [54] to visualize the results. Starting with a maximal model with rearing density, cover, fish length and all their interactions, we employed the *step* and *dredge* functions for variable selection to arrive at a minimal adequate model [52].

The number of attacks and approaches was analysed using a generalized linear mixed effects model (GLMM) with a Poisson link-function using the *lme4* package [55] with rearing density, cover and fish length as fixed effects, and tank identity as a random effect. The average distance to the novel object was computed from the time the fish spent in each zone, and this was analysed as a linear mixed model (LMM) using *lme4* as above. Skin darkening was analysed as a function of ‘luminance’ (brightness) via LMM using density, body weight and sex as fixed effects and tank identity as a random effect. Model simplification was achieved by starting with a maximal model with all main effects and interactions and arriving at a minimal adequate model with comparisons made by maximum likelihood on the basis of AIC values and the *anova* command; the final model was refitted by restricted maximum likelihood [52]. We checked for linearity in the response variables and examined plots of fitted values versus residuals, scaled residuals, standard normal quantiles and influence plots to assess model assumptions.

3. Results

Mean weight per treatment after six weeks was 12.5 g for high-density fish (s.e. ± 3.7) and 14.4 g (s.e. ± 4.8) for low density ($t = -2.390$, d.f. = 106.96, $p = 0.019$). There were no mortalities in any of the tanks during the course of the study.

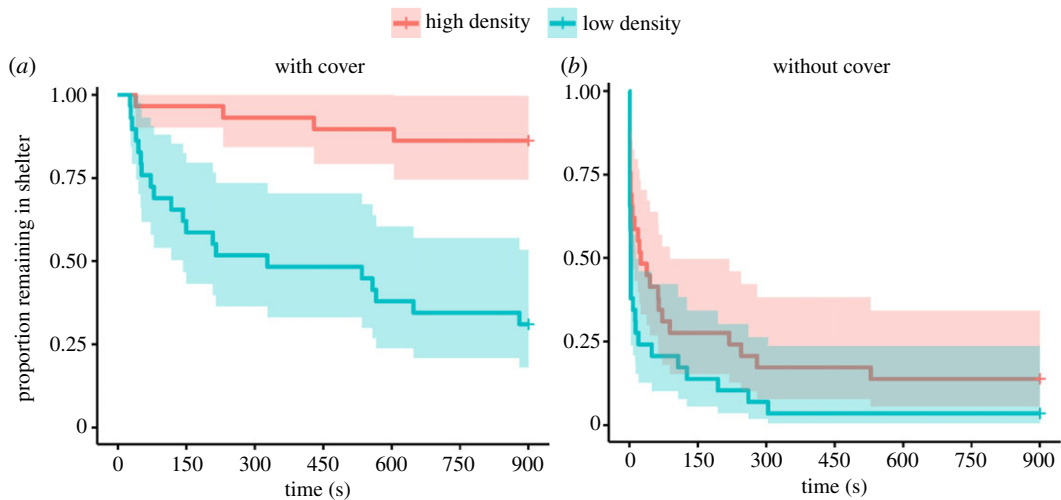


Figure 2. Latency to leave shelter (s , \pm 95 CI) of juvenile Nile tilapia reared at low (14 g l^{-1}) and high (50 g l^{-1}) density with (a) and without (b) overhead cover in the acclimatization area.

3.1. Latency to leave shelter

Latency to leave shelter depended on rearing density ($z = 2.22$, $p = 0.027$), the presence of cover during testing ($z = -5.13$, $p < 0.001$) and the interaction between density and cover ($z = 2.15$, $p = 0.031$). Neither body size, nor any other interactions, were significant (overall model fit $LRT = 75.2$, $d.f. = 3$, $p < 0.001$ for $n = 116$ and $n = 77$ events). Fish reared at high density were more cautious and less likely to leave the starting box (only 17% left) than fish at low density (50% left), but as expected, this was only manifested when the starting box remained covered during testing (Cox estimate for low density = 2.06, $s.e. = 0.55$, $z = 3.73$, $p < 0.001$; $n = 58$, number of events = 24, $LRT = 19.59$, $d.f. = 1$, $p < 0.001$; figure 2a). When the starting box was left uncovered (and thus no shelter was afforded), nearly all fish exited the starting box (53/58 or 91%), regardless of rearing density (figure 2b; Cox estimate for low density = 0.52, $s.e. = 0.28$, $z = 1.87$, $p = 0.061$; $n = 58$, number of events = 53, $LRT = 3.51$, $d.f. = 1$, $p = 0.061$).

3.2. Number of approaches

The number of approaches to the novel object depended mostly on rearing density (fish at low density made significantly more approaches than fish at high density (GLMM estimate = 2.04, $s.e. = 0.26$, z -value = 7.854, $p < 0.001$), and to a lesser extent on the presence of cover (fish provided with cover made fewer approaches, estimate = -1.19, $s.e. = 0.15$, z -value = -7.48, $p < 0.001$), body size (larger fish made more approaches (estimate = 0.19, $s.e. = 0.07$, z -value = 2.66, $p = 0.008$), and the interaction between cover and body size (estimate = -0.39, $s.e. = 0.14$, z -value = -2.81, $p = 0.005$).

3.3. Number of attacks

As with the number of approaches, the number of attacks was significantly higher among fish reared at high density than at low density (estimate = 2.20, $s.e. = 0.43$, z -value = 5.11, $p < 0.001$), and also higher among fish tested without cover than with cover (estimate = -1.87, $s.e. = 0.38$, z -value = -4.93, $p < 0.001$). None of the interactions was significant.

3.4. Neophobia

The distance that fish maintained to the novel object depended on the density they had been reared at, as well as the presence of cover (figure 3). Fish reared at high density were more neophobic, i.e. stayed further away from the novel object, than fish reared at low density (estimate for high density = 1.17, $s.e. = 0.37$, $t_{113} = 3.14$, $p = 0.002$). Likewise, fish tested with cover were also more neophobic than fish tested without cover (estimate = 4.39, $s.e. = 0.37$, $t_{113} = 11.8$, $p < 0.001$). None of the interactions were significant. Overall, fish reared at low density spent more than twice as long in the vicinity of the

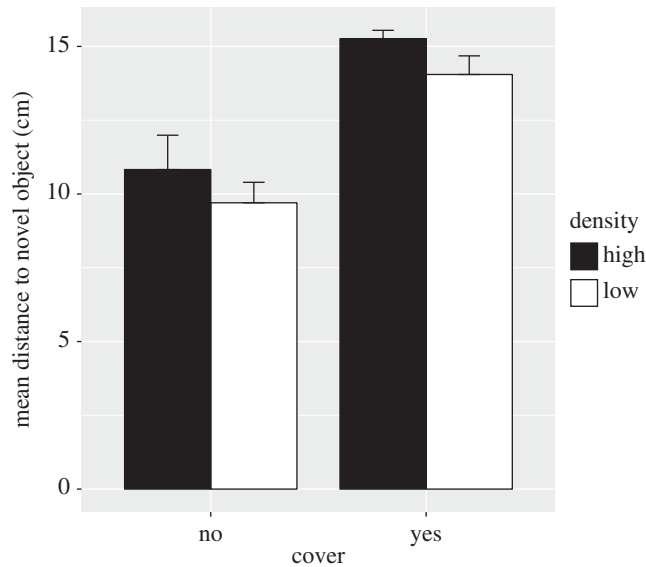


Figure 3. Distance to a novel object (mean \pm 2 s.e.) maintained by juvenile Nile tilapia reared at low (14 g l^{-1}) and high (50 g l^{-1}) density.

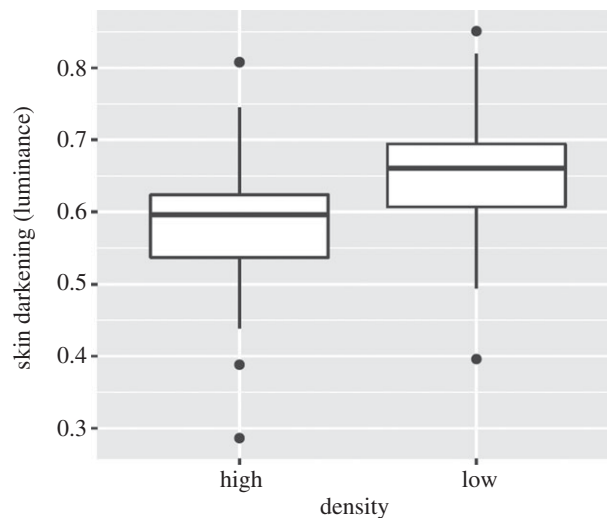


Figure 4. Skin darkening (luminance) of juvenile Nile tilapia reared at low (14 g l^{-1}) and high (50 g l^{-1}) density.

novel object (i.e. zone 3) than fish at low density (mean time \pm s.e. low density = $94.0 \pm 13.5 \text{ s}$; mean time \pm s.e. high density = $44.34 \pm 13.5 \text{ s}$; $t_{114} = 2.60$, $p = 0.010$).

3.5. Skin and eye darkening

Fish reared at high density were significantly darker (i.e. had lower values of luminance) than fish reared at low density (figure 4; estimate = -0.072 , s.e. = 0.017 , $t_{105} = -4.29$, $p < 0.001$), while body size and sex had no effect. Eye darkening was positively correlated with skin darkening ($r = 0.28$, $t_{105} = 2.98$, $p = 0.003$), suggesting that both metrics responded in the same way to rearing density.

4. Discussion

Freedom from fear and freedom to express normal behaviours are two of the five metrics of good animal welfare [10], but no studies have assessed how rearing conditions affect fear in farmed fish. Our study indicates that rearing density has a strong effect on neophobia (fear of the new) and stress coping styles in Nile tilapia, one of the world's oldest and most widely farmed fish [36]. Fish reared at high

Table 1. Effects of rearing density on neophobia and coping style in juvenile Nile tilapia screened singly without cover (means \pm s.e.).

trait	metric	rearing density	
		low (14 g l ⁻¹)	high (50 g l ⁻¹)
neophobia	distance to novel object (cm)	9.7 \pm 0.35	10.8 \pm 0.58
		close	far
eye darkening	sclera score (0–8)	1.15 \pm 0.21	1.29 \pm 0.17
		pale	dark
skin darkening	luminance	0.65 \pm 0.01	0.58 \pm 0.01
		pale	dark
activity	evenness of tank use (0–2)	1.47 \pm 0.11	0.84 \pm 0.12
		active	sedentary
aggression	no. attacks	1.62 \pm 0.39	0.17 \pm 0.07
		aggressive	fearful
exploratory behaviour	no. approaches	5.90 \pm 0.81	0.79 \pm 0.24
		exploratory	cautious
risk-taking	latency to leave shelter (s)	69.9 \pm 33.8	184.3 \pm 59.2
		bold	shy
coping style		proactive	reactive

density were darker, more neophobic, less aggressive, less mobile and less likely to take risks than those reared at low density, and these effects were exacerbated when no cover was available. Thus, tilapia reared at high density displayed a reactive stress coping style (*sensu* [56,57]) while those reared at low density displayed a proactive style (table 1).

A reactive coping style tends to be associated with shyness, sedentarism, low sympathetic reactivity and high hypothalamus–pituitary–adrenal axis activity [56,58], and a recent review suggests that these traits may be common among fish that experience sustained chronic stress in aquaculture [59]. Our study suggests that neophobia is part of a reactive coping style, and that this also includes body and eye darkening. Neophobia is expected to increase in dangerous environments [22], and should therefore be maladaptive in captivity because there is no risk of predation, and the probability of encountering dangerous foods is low. Yet, a meta-analysis shows that captive-bred individuals tend to be more neophobic than wild ones [60], highlighting the extent to which captive conditions can shape behavioural development. An incomplete repertoire of natural behaviours may be indicative of compromised welfare in captive animals [11], but behaviours that are adaptive in the wild may become maladaptive in captivity, and vice versa [14]. Likewise, while fear and stress may play an adaptive role in natural populations, they are generally considered undesirable in an aquaculture setting [5,37,61].

Hatchery-reared fish tend to show increased boldness and aggression (typical of a proactive coping style) compared to wild fish [13,14,62], but this may not necessarily result from high densities *per se*, but rather from selective breeding for fast growth, scramble for food and absence of predators in artificial environments [5]. Neophobia has been associated with stress and a reactive coping style in roe deer [63], and also with stress and poor welfare in aquaculture [39]. For example, Mozambique tilapia reared in socially unstable groups (and thus subject to social stress) show increased neophobia [64], and high density in our study also resulted in more neophobic fish. This suggests that crowding, neophobia and stress are probably related in Nile tilapia.

We did not measure stress-related hormones in our study, but high densities have previously been found to increase plasma cortisol in Nile tilapia, resulting in weight loss and a heightened response to subsequent acute stressors [65,66]. Thus, the positive association we found between high density and body and eye darkening (as well as a reduced weight compared with low-density fish) suggests that darkening is probably a stress response in Nile tilapia. Skin darkening in teleosts is mediated by changes in the motility and density of melanophores, both of which can change rapidly under

hormonal control, and in response to rearing conditions [67]. Melanocyte-stimulating hormone (α -MSH) and melanin-concentrating hormone (MCH) are the two main hormones involved in the modulation of chromatophore dispersal [68–71], and it has been shown that social stress can increase α -MSH in plasma and result in body darkening in salmonids [72,73]. Eye and body darkening are associated with subordination [41,74] and a reactive coping style in Nile tilapia [42], as found in our study. Thus, our results are consistent with the idea that crowding during aquaculture intensification makes Nile tilapia chronically stressed, and as seen in other species, this results in body and eye darkening, neophobia and, more generally, in a shift from a proactive to a reactive stress coping style.

Central to the concept of allostasis is that stress coping styles are consistent over time and across situations [57,75], being synonymous with behavioural syndromes, temperaments and personalities [56,76]. These tend to map well into the bold–shy continuum, the dominant versus subordinate behaviours, the aggressive versus submissive response and the hawk versus dove strategies [56,57]. However, in our study, stress coping styles varied depending on rearing conditions and were also context-dependent, as shown by the contrasting effects of overhead cover. When overhead cover was in place during testing, the effects of rearing density on coping styles were greatly diminished. It was only when cover was removed, and no hiding place was provided, that a strong difference in coping styles became apparent between rearing densities. A similar situation has been reported with regard to hypoxia, with stress coping styles only becoming manifested when fish were tested under low oxygen conditions [77,78]. This serves to highlight the fact that fish are sufficiently plastic to adjust their behaviour in a context-dependent way to achieve allostasis, i.e. to maintain stability through change [58].

5. Conclusion

To make the activity economically viable, intensive fish farming relies in growing fish at unnaturally high densities [79] and our study provides novel insights into the effects of aquaculture intensification on neophobia and stress coping styles in one of the most widely farmed fish. In birds, neophobia is shaped at the chick stage [35], and in our study the behavioural effects of rearing density took place soon after fry left the safety of the mother's buccal cavity, coinciding with the differentiation of the sensory system on this species [45]. Early rearing conditions have a marked effect on brain biochemistry, catecholaminergic signalling and patterns of gene expression in zebrafish [80] and gilthead sea-bream [81], and the same probably happens in Nile tilapia. As fry in our study had a uniform genetic background and there was no mortality during the experiment (so we can rule out selection), it seems likely that the effects of rearing density were mediated through changes in gene expression, and this warrants further study.

The results of our study could have implications for welfare and management. For example, skin and eye darkening appear to be related to stress coping styles, and given the relative simplicity of measurement, these could be incorporated into operational metrics of fish welfare, applicable under aquaculture conditions. Our results could also have implications for invasion biology because conditions that promote neophobia and a reactive coping style are expected to decrease invasion success [82]. Thus, it might be possible to reduce the invasiveness of species like Nile tilapia, which have been translocated all over the world and pose a major threat to native biodiversity [83]. In many species, invasive individuals often display increased activity, aggression and boldness, traits that have been termed an 'invasion syndrome' [84], and that our study shows are affected by rearing density, at least in Nile tilapia. Tilapia that display a reactive coping style take longer to navigate through a maze [12], as do guppies reared at high density [85]. This suggests that reactive fish may have impaired cognition and learning, which along with reduced activity and shyness, could make them less successful at invading novel habitats. Given the threat that non-native fish pose for global biodiversity, and the major role that aquaculture plays in the introduction of invasive fish (e.g. [86,87]), the potential for manipulating or selectively breeding fish with reactive coping styles to decrease invasiveness merits further attention.

Ethics. This work was screened and approved by Swansea University's College of Science Ethics Committee (permit BS09062016).

Data accessibility. Datasets have been deposited in Dryad Digital Repository: <http://dx.doi.org/10.5061/dryad.mn5hn2s> [88].

Authors' contributions. S.C. and C.G.L. wrote the grant and secured the funding. T.C., C.G.L. and S.C. designed the study. T.C. and G.C. collected the data. T.C. and C.G.L. wrote the manuscript with input from G.C. and S.C. T.C. and C.G.L. carried out the statistical analysis. All authors approved the final submission.

Competing interests. The authors declare no conflict of interest.

Funding. This work was partially funded by NRN-LCEE AquaWales Project and the ERDF SMARTAQUA Operation.

Acknowledgements. We are grateful to Dr R. Stringwell, P. N. Howes and the staff at CSAR for help setting up the experiments, and to Dr D. Gonzalez-Barreto for help with body colour measurements.

References

- Suresh AV, Lin CK. 1992 Effect of stocking density on water quality and production of red tilapia in a recirculated water system. *Aquacult. Eng.* **11**, 1–22. (doi:10.1016/0144-8609(92)90017-R)
- d'Orbcastel ER *et al.* 2010 Effects of rearing density on sea bass (*Dicentrarchus labrax*) biological performance, blood parameters and disease resistance in a flow through system. *Aquat. Living Resour.* **23**, 109–117. (doi:10.1051/alr/2009056)
- Ellis T, North B, Scott AP, Bromage NR, Porter M, Gadd D. 2002 The relationships between stocking density and the welfare of farmed rainbow trout. *J. Fish Biol.* **61**, 493–531. (doi:10.1111/j.1095-8649.2002.tb00893.x)
- Conte FS. 2004 Stress and the welfare of cultured fish. *Appl. Anim. Behav. Sci.* **86**, 205–223. (doi:10.1016/j.applanim.2004.02.003)
- Huntingford FA, Adams C, Braithwaite VA, Kadri S, Pottinger TG, Sandoe P, Turnbull JF. 2006 Current issues in fish welfare. *J. Fish Biol.* **68**, 332–372. (doi:10.1111/j.0022-1112.2006.001046.x)
- Turnbull JF, North BP, Ellis T, Adams CE, Bron J, MacIntyre CM, Huntingford FA. 2008 Stocking density and the welfare of farmed salmonids. In *Fish welfare* (ed. EJ Branson), pp. 111–120. Oxford, UK: Blackwell Publishing Ltd.
- Fenderson OC, Carpenter MR. 1971 Effects of crowding on the behaviour of juvenile hatchery and wild landlocked Atlantic salmon (*Salmo salar* L.). *Anim. Behav.* **19**, 439–447. (doi:10.1016/S0003-3472(71)80096-9)
- van de Nieuwegiesen PG, Ramli N, Knegtel B, Verreth JA, Schrama JW. 2010 Coping strategies in farmed African catfish *Clarias gariepinus*. Does it affect their welfare? *J. Fish Biol.* **76**, 2486–2501. (doi:10.1111/j.1095-8649.2010.02635.x)
- Rueda PA. 2004 *Towards assessment of welfare in African catfish, Clarias gariepinus: the first step*. Wageningen, The Netherlands: Wageningen University.
- FAWC. 2014 *Opinion on the welfare of farmed fish*. London, UK: Farm Animal Welfare Committee.
- Melfi VA, Feistner ATC. 2002 A comparison of the activity budgets of wild and captive Sulawesi crested black macaques (*Macaca nigra*). *Anim. Welfare* **11**, 213–222.
- Mesquita FO, Torres IFA, Luz RK. 2016 Behaviour of proactive and reactive tilapia *Oreochromis niloticus* in a T-maze. *Appl. Anim. Behav. Sci.* **181**, 200–204. (doi:10.1016/j.applanim.2016.05.022)
- Roberts LJ, Taylor J, Gough PJ, Forman DW, Garcia de Leaniz C. 2014 Silver spoons in the rough: can environmental enrichment improve survival of hatchery Atlantic salmon *Salmo salar* in the wild? *J. Fish Biol.* **85**, 1972–1991. (doi:10.1111/jfb.12544)
- Stringwell R, Lock A, Stutchbury CJ, Baggett E, Taylor J, Gough PJ, Garcia de Leaniz C. 2014 Maladaptation and phenotypic mismatch in hatchery-reared Atlantic salmon *Salmo salar* released in the wild. *J. Fish Biol.* **85**, 1927–1945. (doi:10.1111/jfb.12543)
- Wright D, Rimmer LB, Pritchard VL, Butlin RK, Krause J. 2003 Inter and intra-population variation in shoaling and boldness in the zebrafish (*Danio rerio*). *J. Fish Biol.* **63**, 258–259. (doi:10.1111/j.1095-8649.2003.216bw.x)
- Brown C, Jones F, Braithwaite V. 2005 *In situ* examination of boldness-shyness traits in the tropical poeciliid *Brachyraphis episcopi*. *Anim. Behav.* **70**, 1003–1009. (doi:10.1016/j.anbehav.2004.12.022)
- Ashley PJ, Sneddon LU. 2008 Pain and fear in fish. In *Fish welfare* (ed. EJ Branson), pp. 49–72. Oxford, UK: Blackwell.
- Elvidge CK, Chuard PJC, Brown GE. 2016 Local predation risk shapes spatial and foraging neophobia patterns in Trinidadian guppies. *Curr. Zool.* **62**, 457–462. (doi:10.1093/cz/zow013)
- Cultured Aquatic Species Information Programme. 2005 *Oreochromis niloticus*. Rome, Italy: FAO Fisheries and Aquaculture Department.
- Aitken P. 1972 Aversive stimulation and rats' preference for familiarity. *Psychon. Sci.* **28**, 281–282. (doi:10.3758/BF03328740)
- Greenberg R. 1990 Feeding neophobia and ecological plasticity: a test of the hypothesis with captive sparrows. *Anim. Behav.* **39**, 375–379. (doi:10.1016/S0003-3472(05)80884-X)
- Greenberg R. 2003 The role of neophobia and neophilia in the development of innovative behaviour of birds. In *Animal innovation* (eds SM Reader, KN Laland), pp. 175–196. New York, NY: Oxford University Press.
- Bókony V, Kulcsár A, Tóth Z, Líker A. 2012 Personality traits and behavioral syndromes in differently urbanized populations of house sparrows (*Passer domesticus*). *PLoS ONE* **7**, e36639. (doi:10.1371/journal.pone.0036639)
- Brown GE, Ferrari MCO, Elvidge CK, Ramnarine I, Chivers DP. 2013 Phenotypically plastic neophobia: a response to variable predation risk. *Proc. R. Soc. B* **280**, 20122712. (doi:10.1098/rspb.2012.2712)
- Marchinko KB. 2009 Predation's role in repeated phenotypic and genetic divergence of armor in threespine stickleback. *Evolution* **63**, 127–138. (doi:10.1111/j.1558-5646.2008.00529.x)
- Chivers DP, Zhao X, Brown GE, Marchant TA, Ferrari MCO. 2008 Predator-induced changes in morphology of a prey fish: the effects of food level and temporal frequency of predation risk. *Evol. Ecol.* **22**, 561–574. (doi:10.1007/s10682-007-9182-8)
- Leaver SD, Reimchen TE. 2012 Abrupt changes in defence and trophic morphology of the giant threespine stickleback (*Gasterosteus* sp.) following colonization of a vacant habitat. *Biol. J. Linnean Soc.* **107**, 494–509. (doi:10.1111/j.1095-8312.2012.01969.x)
- Meuthen D, Baldauf SA, Bakker TC, Thunken T. 2016 Predator-induced neophobia in juvenile cichlids. *Oecologia* **181**, 947–958. (doi:10.1007/s00442-015-3478-0)
- Coppinger RP. 1970 The effect of experience and novelty on avian feeding behavior with reference to the evolution of warning coloration in butterflies. II. Reactions of naive birds to novel insects. *Am. Nat.* **104**, 323–335.
- Ferrari MC, McCormick MI, Meekan MG, Chivers DP. 2015 Background level of risk and the survival of predator-naive prey: can neophobia compensate for predator naivety in juvenile coral reef fishes? *Proc. R. Soc. B* **282**, 20142197. (doi:10.1098/rspb.2014.2197)
- Webster SJ, Lefebvre L. 2000 Neophobia by the Lesser-Antillean bullfinch, a foraging generalist, and the bananaquit, a nectar specialist. *Wilson Bull.* **112**, 424–427. (doi:10.1676/0043-5643(2000)112[0424:NBLTAB]2.0.CO;2)
- Barnett SA. 1958 Experiments on 'neophobia' in wild and laboratory rats. *Br. J. Psychol.* **49**, 195–201. (doi:10.1111/j.2044-8295.1958.tb00657.x)
- Heinrich B. 1988 Why do ravens fear their food? *The Condor* **90**, 950–952. (doi:10.2307/1368859)
- Moldinska K, Stryjek R, Pisula W. 2015 Food neophobia in wild and laboratory rats (multi-strain comparison). *Behav. Processes* **113**, 41–50. (doi:10.1016/j.beproc.2014.12.005)
- Fox RA, Millam JR. 2004 The effect of early environment on neophobia in orange-winged Amazon parrots (*Amazona amazonica*). *Appl. Anim. Behav. Sci.* **89**, 117–129. (doi:10.1016/j.applanim.2004.05.002)
- El-Sayed A-FM. 2006 *Tilapia culture*. Oxford, UK: CABI Publishing.
- Ashley PJ. 2007 Fish welfare: current issues in aquaculture. *Appl. Anim. Behav. Sci.* **104**, 199–235. (doi:10.1016/j.applanim.2006.09.001)
- Huntingford FA, Kadri S. 2009 Taking account of fish welfare: lessons from aquaculture. *J. Fish Biol.* **75**, 2862–2867. (doi:10.1111/j.1095-8649.2009.02465.x)
- Martins CIM *et al.* 2012 Behavioural indicators of welfare in farmed fish. *Fish Physiol. Biochem.* **38**, 17–41. (doi:10.1007/s10695-011-9518-8)

40. Lowe S, Browne M, Boudjelas S, De Poorter M. 2004 100 of the world's worst invasive alien species: a selection from the Global Invasive Species Database. Invasive Species Specialist Group (ISSG). See http://www.issg.org/pdf/publications/worst_100/english_100_worst.pdf.
41. Volpato GL, Luchiani AC, Duarte CRA, Barreto RE, Ramanzini GC. 2003 Eye color as an indicator of social rank in the fish Nile tilapia. *Braz. J. Med. Biol. Res.* **36**, 1659–1663. (doi:10.1590/S0100-879X2003001200007)
42. Cruz EM V, Tauli MP. 2015 Eye color pattern during isolation indicates stress-coping style in Nile tilapia *Oreochromis niloticus* L. *Int. J. Sci. Res. Knowledge* **3**, 181–186. (doi:10.12983/ijrk-2015-p0181-0186)
43. Barreto RE, Carvalho GG, Volpato GL. 2011 The aggressive behavior of Nile tilapia introduced into novel environments with variation in enrichment. *Zoology (Jena)* **114**, 53–57. (doi:10.1016/j.zool.2010.09.001)
44. Rey S, Ribas L, Morera Capdevila D, Callol A, Huntingford FA, Pilarczyk M, Kadri S, MacKenzie S. 2016 Differential responses to environmental challenge by common carp *Cyprinus carpio* highlight the importance of coping style in integrative physiology. *J. Fish Biol.* **88**, 1056–1069. (doi:10.1111/jfb.12877)
45. Kawamura G, Washiyama N. 1989 Ontogenetic changes in behavior and sense organ morphogenesis in largemouth bass and *Tilapia nilotica*. *Trans. Amer. Fish. Soc.* **118**, 203–213. (doi:10.1577/1548-8659(1989)118<0203:OCIBAS>2.3.CO;2)
46. Chaby L, Cavigelli S, White A, Wang K, Braithwaite V. 2013 Long-term changes in cognitive bias and coping response as a result of chronic unpredictable stress during adolescence. *Front. Hum. Neurosci.* **7**, 328. (doi:10.3389/fnhum.2013.00328)
47. Brydges NM, Boulcott P, Ellis T, Braithwaite VA. 2009 Quantifying stress responses induced by different handling methods in three species of fish. *Appl. Anim. Behav. Sci.* **116**, 295–301. (doi:10.1016/j.applanim.2008.09.003)
48. Clarke JM, Schluter D. 2011 Colour plasticity and background matching in a threespine stickleback species pair. *Biol. J. Linn. Soc.* **102**, 902–914. (doi:10.1111/j.1095-8312.2011.01623.x)
49. Hanbury A. 2002 The taming of the hue, saturation and brightness colour space. In *Proc. of the 7th Computer Vision Winter Workshop, Bad Aussee, Austria, 4–7 February*, pp. 234–243. Vienna, Austria: Institute of Computer Aided Automation, Vienna University of Technology.
50. Freitas RH, Negrao CA, Felicio AK, Volpato GL. 2014 Eye darkening as a reliable, easy and inexpensive indicator of stress in fish. *Zoology (Jena)* **117**, 179–184. (doi:10.1016/j.zool.2013.09.005)
51. Core Team R. 2014 *R: a language and environment for statistical computing*. Vienna, Austria: R Foundation for Statistical Computing.
52. Crawley MJ. 2007 *The R book*. New York, NY: Wiley Publishing.
53. Therneau TM. 2018 Package 'survival'. 2.42–6 ed2018.
54. Kassambara A, Kosinski M, Biecek P, Fabian S. 2018 Package 'survminer'. Version 0.4.3 ed2018.
55. Bates D, Mächler M, Bolker B, Walker S. 2015 Fitting linear mixed-effects models using lme4. *J. Stat. Softw.* **67**, 1–48. (doi:10.18637/jss.v067.i01)
56. Koolhaas JM *et al.* 1999 Coping styles in animals: current status in behavior and stress-physiology. *Neurosci. Biobehav. Rev.* **23**, 925–935. (doi:10.1016/S0149-7634(99)00026-3)
57. Coppens CM, de Boer SF, Koolhaas JM. 2010 Coping styles and behavioural flexibility: towards underlying mechanisms. *Phil. Trans. R. Soc. B* **365**, 4021–4028. (doi:10.1098/rstb.2010.0217)
58. Korte SM, Koolhaas JM, Wingfield JC, McEwen BS. 2005 The Darwinian concept of stress: benefits of allostasis and costs of allostatic load and the trade-offs in health and disease. *Neurosci. Biobehav. Rev.* **29**, 3–38. (doi:10.1016/j.neubiorev.2004.08.009)
59. Castanheira MF *et al.* 2017 Coping styles in farmed fish: consequences for aquaculture. *Rev. Aquac.* **9**, 23–41. (doi:10.1111/raq.12100)
60. Crane AL, Ferrari MCO. 2017 Patterns of predator neophobia: a meta-analytic review. *Proc. R. Soc. B* **284**, 20170583. (doi:10.1098/rspb.2017.0583)
61. Huntingford FA. 2004 Implications of domestication and rearing conditions for the behaviour of cultivated fishes. *J. Fish Biol.* **65**, 122–142. (doi:10.1111/j.0022-1112.2004.00562.x)
62. Roberts LJ, Taylor J, Garcia de Leaniz C. 2011 Environmental enrichment reduces maladaptive risk-taking behavior in salmon reared for conservation. *Biol. Conserv.* **144**, 1972–1979. (doi:10.1016/j.biocon.2011.04.017)
63. Monestier C *et al.* 2017 Neophobia is linked to behavioural and haematological indicators of stress in captive roe deer. *Anim. Behav.* **126**, 135–143. (doi:10.1016/j.anbehav.2017.01.019)
64. Galhardo L. 2010 *Teleost welfare: behavioural, cognitive and physiological aspects in Oreochromis mossambicus*. PhD thesis, University of Porto, Porto, Portugal.
65. Barcellos LJG, Nicolaiwsky S, De Souza SMG, Lulhief F. 1999 The effects of stocking density and social interaction on acute stress response in Nile tilapia *Oreochromis niloticus* (L.) fingerlings. *Aquacult. Res.* **30**, 887–892. (doi:10.1046/j.1365-2109.1999.00419.x)
66. El-Sayed A-FM. 2002 Effects of stocking density and feeding levels on growth and feed efficiency of Nile tilapia (*Oreochromis niloticus* L.) fry. *Aquacult. Res.* **33**, 621–626. (doi:10.1046/j.1365-2109.2002.00700.x)
67. Pavlidis M, Karkana M, Fanouaki E, Papandroulakis N. 2008 Environmental control of skin colour in the red porgy, *Pagrus pagrus*. *Aquacult. Res.* **39**, 837–849. (doi:10.1111/j.1365-2109.2008.01937.x)
68. Höglund E, Balm PHM, Winberg S. 2000 Skin darkening, a potential skin signal in subordinate Arctic charr (*Salvelinus alpinus*): the regulatory role of brain monoamines and pro-opiomelanocortin-derived peptides. *J. Exp. Biol.* **203**, 1711–1721.
69. Fujii R. 1993 Coloration and chromatophore. In *The physiology of fishes* (ed. DH Evans), pp. 535–562. Boca Raton, FL: CRS Press.
70. Fujii R. 2000 The regulation of motile activity in fish chromatophores. *Pigment Cell Res.* **13**, 300–319. (doi:10.1034/j.1600-0749.2000.130502.x)
71. Burton D. 2002 The physiology of flatfish chromatophores. *Microsc. Res. Tech.* **58**, 481–487. (doi:10.1002/jemt.10166)
72. Gilham ID, Baker BI. 1985 A black background facilitates the response to stress in teleosts. *J. Endocrinol.* **105**, 99–105. (doi:10.1677/joe.0.1050099)
73. Green JA, Baker BI. 1991 The influence of repeated stress on the release of melanin concentrating hormone in the rainbow trout. *J. Endocrinol.* **128**, 261–266. (doi:10.1677/joe.0.1280261)
74. Ramanzini GC, Volpato GL, Visconti MA. 2018 Does MCH play a role on establishment or maintenance of social hierarchy in Nile tilapia? *Physiol. Behav.* **183**, 33–38. (doi:10.1016/j.physbeh.2017.10.016)
75. Gosling SD, John OP. 1999 Personality dimensions in nonhuman animals a cross species review. *Curr. Dir. Psychol. Sci.* **8**, 69–75. (doi:10.1111/1467-8721.00017)
76. Coleman K, Wilson DS. 1998 Shyness and boldness in pumpkinseed sunfish: individual differences are context-specific. *Anim. Behav.* **56**, 927–936. (doi:10.1006/anbe.1998.0852)
77. Laursen DC, Olsén HL, MdL R-G, Winberg S, Höglund E. 2011 Behavioural responses to hypoxia provide a non-invasive method for distinguishing between stress coping styles in fish. *Appl. Anim. Behav. Sci.* **132**, 211–216. (doi:10.1016/j.applanim.2011.03.011)
78. Killen SS, Marras S, Ryan MR, Domenici P, McKenzie DJ. 2012 A relationship between metabolic rate and risk-taking behaviour is revealed during hypoxia in juvenile European sea bass. *Funct. Ecol.* **26**, 134–143. (doi:10.1111/j.1365-2435.2011.01920.x)
79. Costa-Pierce BA. 2002 *Ecological aquaculture: the evolution of the blue revolution*. New York, NY: Blackwell Publishing Ltd.
80. Pavlidis M, Theodoridi A, Tsalafouta A. 2015 Neuroendocrine regulation of the stress response in adult zebrafish, *Danio rerio*. *Progr. Neuro-Psychopharmacol. Biol. Psychiatry* **60**, 121–131. (doi:10.1016/j.pnpbp.2015.02.014)
81. Vindas MA, Fokos S, Pavlidis M, Höglund E, Dionysopoulou S, Ebbesson LO, Papandroulakis N, Dermon CR. 2018 Early life stress induces long-term changes in limbic areas of a teleost fish: the role of catecholamine systems in stress coping. *Sci. Rep.* **8**, 5638. (doi:10.1038/s41598-018-23950-x)
82. Conrad JL, Weinersmith KL, Brodin T, Saltz J, Sih A. 2011 Behavioural syndromes in fishes: a review with implications for ecology and fisheries management. *J. Fish Biol.* **78**, 395–435. (doi:10.1111/j.1095-8649.2010.02874.x)
83. Canonico GC, Arthington A, McCrary JK, Thieme ML. 2005 The effects of introduced tilapias on native

- biodiversity. *Aquat. Conserv. Mar. Freshwater Ecosyst.* **15**, 463–483. (doi:10.1002/aqc.699)
84. Merrick MJ, Koprowski JL. 2017 Should we consider individual behavior differences in applied wildlife conservation studies? *Biol. Conserv.* **209**, 34–44. (doi:10.1016/j.biocon.2017.01.021)
85. Chapman BB, Ward AJW, Krause J. 2008 Schooling and learning: early social environment predicts social learning ability in the guppy, *Poecilia reticulata*. *Anim. Behav.* **76**, 923–929. (doi:10.1016/j.anbehav.2008.03.022)
86. Garcia de Leaniz C, Gajardo G, Consuegra S. 2010 From best to pest: changing perspectives on the impact of exotic salmonids in the Southern Hemisphere. *Syst. Biodivers.* **8**, 447–459. (doi:10.1080/14772000.2010.537706)
87. Consuegra S, Phillips N, Gajardo G, Garcia de Leaniz C. 2011 Winning the invasion roulette: escapes from fish farms increase admixture and facilitate establishment of non-native rainbow trout. *Evol. Appl.* **4**, 660–671. (doi:10.1111/j.1752-4571.2011.00189.x)
88. Champneys T, Castaldo G, Consuegra S, Garcia de Leaniz C. 2018 Data from: Density-dependent changes in neophobia and stress-coping styles in the world's oldest farmed fish. Dryad Digital Repository. (doi:10.5061/dryad.mn5hn2s)