



Swansea University  
Prifysgol Abertawe



## Cronfa - Swansea University Open Access Repository

---

This is an author produced version of a paper published in:  
*The International Journal of Entrepreneurship and Innovation*

Cronfa URL for this paper:  
<http://cronfa.swan.ac.uk/Record/cronfa45002>

---

### **Paper:**

Beynon, M., Jones, P. & Pickernell, D. (2018). SME development strategy and product/service innovation intention. *The International Journal of Entrepreneurship and Innovation*, 146575031880740  
<http://dx.doi.org/10.1177/1465750318807401>

---

This item is brought to you by Swansea University. Any person downloading material is agreeing to abide by the terms of the repository licence. Copies of full text items may be used or reproduced in any format or medium, without prior permission for personal research or study, educational or non-commercial purposes only. The copyright for any work remains with the original author unless otherwise specified. The full-text must not be sold in any format or medium without the formal permission of the copyright holder.

Permission for multiple reproductions should be obtained from the original author.

Authors are personally responsible for adhering to copyright and publisher restrictions when uploading content to the repository.

<http://www.swansea.ac.uk/library/researchsupport/ris-support/>

**SME Development Strategy and Product / Service Innovation Intention: a NCaRBS  
Analysis of the role of uncertainty**

Professor Malcolm J. Beynon, Cardiff Business School, Cardiff University, Cardiff, CF10  
3EU, UK

Professor Paul Jones, School of Management, Swansea University, Bay Campus, Swansea,  
SA1 8EN, UK\*

Professor David Pickernell, University of Portsmouth, Richmond Building Portland Street  
Portsmouth PO1 3DE ORCID No: 0000-0003-0912-095X

\*Corresponding author: [W.P.Jones@Swansea.ac.uk](mailto:W.P.Jones@Swansea.ac.uk)

**Abstract**

Small and medium sized enterprises (SME) are tasked with driving economic recovery globally, in terms of contribution to economic growth. Understanding the determinants of SME innovation is essential in clarifying this phenomena. This study investigates the link between SME strategies and intention to undertake future innovation, using Federation of Small Businesses data. The analysis employs the novel N-State Classification and Ranking Belief Simplex (NCaRBS) technique, investigating relationships between changes in SME strategies, including Staffing Levels, Importing/Exporting and Client Base, and future (including uncertain) innovation intentions. NCaRBS can analyse an incomplete data set, with missing values in the considered characteristic variables, without the need to manage their presence. NCaRBS can also generate results providing insights into SME behaviour regarding strategy and innovation, whilst also increasing learning about potential reasons behind SMEs uncertainty regarding innovation intention. The study provides novel perspectives into how SMEs develop innovation intentions and the strategies required to support/exploit such intentions, of value to academia, enterprise support agencies and policy makers.

**Keywords:** SME, NCaRBS, Innovation, Strategy, Uncertainty, Don't Know

## **SME Development Strategy and Product / Service Innovation Intention: a NCaRBS Analysis of the role of uncertainty**

### **Introduction**

Small and medium sized enterprises (SMEs) are increasingly tasked with driving economic recovery globally (Arshed et al. 2016; Beynon et al. 2016), particularly through knowledge diffusion (Braunerhjelm et al. 2010). Here, innovation is defined “*as the implementation of a new or significantly improved product (good or service), or process, a new marketing method, or a new organisational method in business practices, workplace organisation or external relations*” (Eurostat, 2018). Innovation is regarded as critical in enabling growth and improving performance (Keizer et al. 2002; Harris et al. 2013). Consequently, government policy makers strive to encourage innovation activity to benefit their economies (Hausman 2005). Understanding SME innovation determinants is therefore essential.

SMEs are also required to demonstrate technological sophistication in competitive markets (Dibrell et al. 2008). Keizer et al. (2002) claiming SMEs need to be innovative to overcome relatively limited resources, vulnerability to uncertainty, turbulence in business environments, and extensive customer and supplier power. However, there is often uncertainty surrounding potential future SME innovation activity (Sawyer et al. 2003), to design future innovation policies. Foreman-Peck et al. (2006) find a positive relationship between innovative orientation and growth, but also that limited financial or management resources could lead innovation activity to deprive other business activities of required resources (Hewitt-Dundas 2006; Heimonen 2012).

This highlights the importance of investigating SME characteristics, both internal and environmental, of relevance in driving innovation activity (O’Regan et al. 2006). In this study, the technique is used to investigate the relationship between planned changes in potentially relevant strategic-based characteristics (identified in the literature), including Staffing Levels, Importing/Exporting and Client Base, and whether they intend to undertake future innovation. Such nuanced understanding of innovation intention behaviour within the SME sector is currently absent from the extant literature and is offered here as a contribution.

Unsworth et al. (2012) also identify factors such as environmental uncertainty as important in determining innovation adoption. If an SME provides a Don’t Know (DK) response to innovation intention, there is often an assumption that the SME is, in reality, more inclined to be more ‘No’ to such intended innovation, Gilljam and Granberg (1993) using the term ‘easy out’. In terms of analysing uncertainty, Francis and Busch (1975) suggest, however,

that respondents with non-substantive responses, such as DK, should not generally be excluded from analysis, arguing such responses are not random, exclusion introducing bias in any undertaken analysis. Turner and Michael (1996) argue DK is not always a sign of knowledge deficit (i.e. uncertainty or ambivalence), the business context also needing to be considered (in our analysis whether an SME manager would want to admit to saying No to intended innovation – preferring instead to say DK in their response).

This study investigates the relationship between SME development strategy based characteristics and enterprise intention to undertake future innovation. The analysis technique used, crucially, permits the inclusion of ignorance in the development strategy based characteristics of SMEs, and allowance for uncertainty in the innovation intentions of SMEs (inclusive of DK responses), employing an analysis technique called N-State Classification and Ranking Belief Simplex (NCaRBS). Introduced in Beynon and Kitchener (2006) and Beynon et al. (2015a, 2015b), NCaRBS is a development from the original CaRBS (Beynon 2005a, 2005b; Beynon et al. 2014). As a novel analysis technique it, or versions of it, it has been employed in a range of research areas including credit rating analysis (Beynon 2005b), organisational strategy theory (Beynon et al. 2015a) and SME training satisfaction (Jones et al. 2013), amongst others.

The NCaRBS technique has the unique ability to analyse incomplete data sets, with missing values in the characteristic variables included, without needing to manage their missingness. Further, it allows inclusion of responses from SMEs, which answered DK to their innovation intention, and graphical exposition of such results.

The analysis uses data from the Federation of Small Businesses (FSB) 2010 survey. The FSB is the UK's largest campaigning pressure group promoting the interests of the self-employed and owner/managers of SMEs with over 200,000 members. The FSB biannually surveys a wide range of SME behaviour and attitudes, and is the largest representative survey of UK firms available for academic research purposes (Beynon et al. 2015b). The survey was sent out to the entire membership, garnering 11,367 SME responses. The paper authors were granted access to use the data for academic research purposes after representation to the FSB, with 8,420 responses being usable for the research. Because the research uses secondary data from a pre-existing survey, however, it does produce limitations (in terms of the variables created) in the strategies that can be assessed in relation to innovation intention.

The study uses data from the same FSB dataset used in Beynon et al. (2015b) and, as with that study, uses the NCaRBS technique to explore innovation intention and uncertainty. However, whilst Beynon et al. (2015b) focused on demonstrating the usefulness of NCaRBS

as a technique, using general SME characteristic variables (such as firm age, firm size, firm growth, owner education etc.) this study focuses on the strategic orientation of the firm, providing pertinent additional evidence towards a number of debates. First analysis offers insights into SME behaviour in terms of firm strategy and its relationship with innovation intention, as well as the specific strategies most closely related to SME uncertainty about innovation intention, adding to limited literature in this area highlighted by McAdam et al. (2004). It also addresses Love and Roper's (2015) argument that evidence evaluating SMEs is limited and characterised by small sample sizes and simplistic econometric analysis, providing relevant evidence to the ongoing debate regarding how government programmes and policies can support innovation orientated entrepreneurship (Mason and Brown 2013).

The structure of the rest of the paper is as follows: A brief literature review discusses the variables directly of relevance to the study (regarding also being available from the FSB dataset). The methodology is then presented, including a brief elucidation of the NCarBS technique, the incomplete FSB-innovation dataset described and research problem articulated. Results generated using NCarBS, level of classification fit and contribution of characteristic variables are then identified, followed by a discussion of inferences that can be drawn in respect to SME innovation and business analytics, including the results related to innovation uncertainty. Finally, conclusions are given and the research contribution identified.

### **Literature: Innovation, Potential Drivers, and the role of Uncertainty**

Whilst Lee et al. (2010) claim SMEs have the capacity for innovation, lack of technology competencies for new product development, cost effectiveness, operational efficiency, emerging market niches, and process innovation are often seen to affect SME ability to innovate (Appiah-Adu and Singh 1998). Van de Vrande et al. (2009) note SMEs often lack the resources and key business capabilities required to transform inventions into products or processes. Keskin (2006) suggests, when considering SME's innovativeness potential, one must also consider environmental uncertainty, Edwards et al. (2005) identify SME flexibility and specificity as advantageous in accelerating innovation. Overall, however, there remains uncertainty regarding drivers of innovation activity within SMEs and further evidence is required (Love and Roper, 2015).

This debate can also be seen as relevant in the context of SME intentions, an issue previously researched in terms of; internationalisation (Kundu and Katz 2003), ICT (Daniel and Wilson 2002; Sin Tan et al. 2010), strategic alliances (Lohrke et al. 2006), growth (Morrison et al. 2003), and adoption of externally sourced innovations (Lin and Ho 2008).

Whilst there is an established innovation literature on the determinants of firms actual innovation activities. There has however, been minimal prior research on SME intention to innovate, and specifically what might drive a firm to be uncertain regarding its future commitment. Such knowledge is useful in understanding how SMEs can be encouraged to embrace innovation as a driver of future growth.

In terms of potential characteristic/explanatory variables which may drive/inhibit innovation or cause uncertainty about it, these can be categorised into several groupings. This study broadly adopts the Edwards et al. (2005) view of innovation intention, specifically in terms of, overlapping, constraining and enabling, aspects of the firm's existing dispositions towards relevant internal resources, as well as strategic orientations including those related to uncertainty and novelty, and relations with customers.

As with all businesses, SMEs require resources, knowledge and skills, to enhance the efficiency and effectiveness of their operations. Dollinger's (1995) typology classified these resources as, financial capital, human capital, social capital, technological resources, reputational capital and organisational resources, identifying a range of resource-related strategies of potential relevance to innovation intentions.

### ***Research and Development***

Love and Roper (2015) suggest in-house R&D, unsurprisingly, is critical to firm ability to generate the knowledge base for proprietary intellectual property and innovation (see also Griffith et al. 2003). Raymond and St. Pierre (2010) also identify a linkage between R&D and product innovation, whilst R&D investment is argued by Baldwin and Hanel (2003) to be a key mechanism, along with development of knowledge and competencies, in determining overall levels of innovation in a sector/industry. Conversely, Laforet's (2008) literature review highlights the link between R&D and innovation but also identifies that SMEs cannot always convert their R&D into successful innovation, Hall et al. (2009) suggest innovation often occurs without the presence of formal R&D activity, the lack of such formal activity often prevalent within SMEs.

### ***Investment in Staff Training***

Jones et al. (2013), summarising, note that staff training positively influences performance and capabilities, through enhanced productivity, firm survival rates, quality, labour turnover, financial results and potential growth. Antonioli and Della Torre (2016) argue technological innovations are linked to increased external training activities, whilst organisational innovation

adoption (job rotation, multitasking and decentralisation) is linked to increases in internal training activities. Garcia-Morales et al. (2007) also suggest a firm committed to learning increases its innovation capability and is less likely to miss opportunities. MacDonald et al. (2007) identify, therefore that government policy links training policy as a means to improve innovation outcomes, whilst Muscio (2007) illustrates that training assists in developing of SMEs' human capital absorptive capacity, of crucial importance in innovation application.

Evidence, however, remains inconclusive and contradictory (Aragón-Sánchez et al. 2003; Jayawarna et al. 2007), potentially discouraging policy makers and SMEs from investing in training provision as a way of encouraging innovation activity. MacDonald et al.'s (2007) study, for example, failed to establish a positive association between training and innovation, De Saá-Pérez et al. (2012) also note that investment in training alone does not provide greater levels of innovation capacity for SMEs, only when training interacts with firm knowledge does its effect become highly significant, highlighting the potential importance of Research and Development.

### ***Investment in Equipment and Machinery***

An obvious capital of relevance to a firm is productive capital, in the form of equipment and machinery. Pellegrino et al (2012) identify that investment in new machinery and equipment can be classified as embodying technological change, their study of innovative SMEs found that such investment was vital in generating innovative outputs. Love and Roper (2015) also argue that updating firm production technology via such capital investment may help innovative SMEs overcome internal resource limitations. Given the potential for such SMEs to be resource constrained, however, it is also possible that investment in equipment and capital may also be a substituting activity with innovation, the outcomes from investment and innovation suffering from uncertainty created by further technological advance and competitive pressures, as found by Skuras et al. (2008). This suggests, therefore, that there is uncertainty over whether both can be undertaken simultaneously, whilst reduced investment in these areas may imply greater general resource constraint again making innovation activity more unlikely or at least more uncertain.

In terms of strategic orientation more broadly, within the literature, the most obviously relevant orientation relates to firm growth aspirations (Uhlener et al. 2013). Prior studies suggest that rapid growth can occur in labour and knowledge intensive industries, manufacturing and service industries (Davidsson and Delmar 1997), in SMEs of all ages (Smallbone et al. 2002), high growth competency being related to higher levels of innovativeness (Allen and Stearns 2004; Akgün et al. 2007).

An outstanding question remains, however, regarding what metrics effectively measure growth aspirations (Hudson et al. 2001), impacting variables including employment (Hoffman et al. 1998), turnover (Moreno and Casillas 2007), market share (O’Gorman 2001) and profits (Jayawarna et al. 2007). Other measures that proxy for such growth aspirations including SME size as measured by the numbers of outlets, customer base, etc. (Dobbs and Hamilton 2007). The analysis below discusses the three most obviously associated with growth aspirations that are also available in the FSB survey.

### ***Staffing Levels***

Hoffman et al. (1998) suggest SMEs ability to attract, develop and retain employees, impacts upon their capability to effectively pursue growth. Roper (1997) and Sheehan et al. (2014) also suggest SME staffing levels, innovation and productivity are positively associated. Thus, SMEs need to effectively manage their staffing levels (Thakur 1999) to pursue innovative activity, as well as being a measure of firm growth in its own right. Bougrain and Haudeville (2002) further identify that research and production managers are essential to the innovation process, sales managers also enhancing firm ability to respond to the market.

### ***Number of Premises/Branches***

The literature on the influence of firm size towards innovative capacity is inconclusive. Schumpeter (1942) and Laforet (2008) suggest large businesses possess advantages over SMEs due to superior financial capabilities allowing them to be more effective innovators. Contrastingly, Bertschek and Entorf (1996) and Cohen and Klepper (1996) note that large firms are inhibited by excessive complexity and bureaucracy, impacting negatively upon creativity and flexibility in contrast to SMEs, suggesting that firms with greater numbers of premises or branches may be adversely affected by such problems. Pla-Barber and Alegre (2007) found that firm size is not a determinant for innovation.



### ***Client Base***

Expanding the client base can be regarded as a direct measure of growth. Prior literature also recognises the importance of managing the client base effectively to establish professional relationships (Ceci and Iubatti 2012). Professional interactions between firms generate interdependent capabilities and routines regarding production, logistics and quality management, facilitating effective coordination and resources allocation to improve productivity (Petersen et al. 2003). De Propris's (2002) UK SMEs study also found a positive relationship between firms engaging in such co-operation with client firms and suppliers and product innovation. Tomlinson and Fai (2013), however, identify the need for further research to explore the nature and intensity of co-operative ties and their impact over innovation activity. The expansion of the client base, whilst being a measure of growth, may also introduce uncertainty for the firm in terms of its innovation, or at least less effective relationships whilst the relationships are being built.

The final set of strategy variables considered are also more externally focused, and often related to the exploitation of innovation.

### ***Importing & Exporting***

Kocak and Abimbola (2009) found firms deemed to be innovative sought to gain enhanced competitive performance from the application of knowledge-based resources to marketing their outputs in several countries. Higón and Driffield's (2011) study also found product innovation impacting positively on the decision to export, and Pickernell et al. (2016) found innovation focus consistently and positively linked to exporting for SMEs. Conversely, Salomon and Shaver (2005) postulated that exporting allowed access to knowledge not available in the domestic market, promoting learning that can foster increased innovation, their results finding that exporting is associated with innovation. Girma et al. (2008) also found that previous exporting experience enhances innovative capability. The literature suggests both that a possible relationship exists and that it could be bi-directional in nature, therefore requiring further study.

### ***Online Presence***

Pickernell et al. (2013) confirmed a significant positive relationship between SME online presence and innovation. Simpson and Docherty (2004) also suggest innovation and online presence adoption are positively related, whilst Simmons et al. (2011) claim online presence

represents an enabling mechanism for SME innovation activity, improving efficiency of processes, enhancing communication, and revolutionising existing business models, increasing competitiveness and improving performance.

Examples of highly innovative SMEs prepared to adopt higher levels of online presence (Loebbecke and Schäfer 2001), and change their business operations are also apparent. Lazoi et al. (2011), for example, found a link between SMEs in the aerospace sector adopting higher levels of online activity (ICT) and innovation through the supply chain, via enabling enhanced networking effects. Higón (2012) also found website development, in particular, demonstrated potential to create competitive advantage through product innovation. Online presence adoption in SMEs remains an under-researched topic, especially with regard to recognising the antecedents to successful deployment (Fink and Disterer 2006; Eggers et al. 2017).

### ***Investment in Marketing/Advertising***

According to Simmonds (1986), marketing itself can be viewed as an innovation activity. Marketing also interacts with other functional departments, such as R&D, significantly impacts new product success, marketing and R&D seemingly having equivalent influence on new product decisions (Atuahene-Gima and Li 2000). Investment in reputational capital through marketing (Morris and Paul 1987), is also important in making the firm more able to exploit innovation. Actually bringing innovation to market is a key activity involving marketing and market research (Galindo and Mendez 2014). Investment in marketing can therefore be seen as part of the innovation “pipeline” (McCarthy et al. 2014).

## **Methodology**

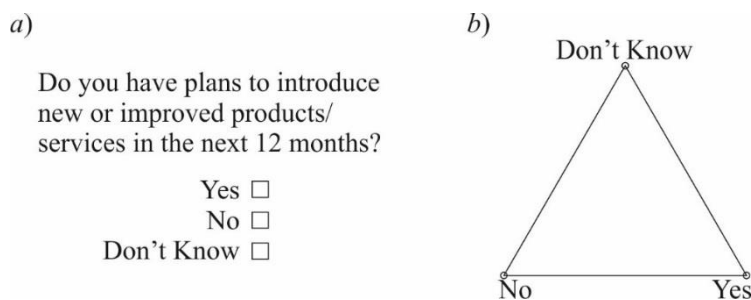
### ***Background***

The FSB survey (including data from previous versions of the survey) has already been utilised to analyse a wide range of small business issues, see for example, Mason et al. (2006, 2011), Carter et al. (2009), Pickernell et al. (2011a, 2011b, 2013, 2016), Jones et al. (2013), Beynon et al. (2015b). The FSB (2010) survey was an evolution of prior FSB surveys developed in consultation with FSB members. The survey data collection process was managed by a private sector consultancy, the paper authors were granted access to the data for academic research purposes after representation to the FSB.

### *Survey Instrument*

Individual SMEs were considered the unit of analysis, Owner/Managers asked to complete the questionnaire. The 2010 survey was sent to the FSB's entire UK membership of approximately 200,000 SMEs. Of the 11,367 SMEs that responded, 8,420 provided responses usable for the research discussed in this paper (for reasons discussed further below, usable respondents having to contain a response to the outcome variable and at least one of the considered characteristic variables). Analysis of background data for the 8,420 respondents identified showed the median and mode age range of respondents was 45-54, two-thirds of whom were male, 35% having a degree or higher, with the median number of employees for firms being four.

Three perspectives on future SME innovation intention are considered in this study, see Figure 1. In Figure 1a, the survey question of SME innovation intention in the next 12 months is presented, including the three response perspectives of Yes, No and Don't Know able to be chosen (as given in the FSB questionnaire). In Figure 1b, the same three perspectives are shown, this time across a simplex plot, demonstrating how the substantive (Yes and No) and non-substantive (Don't Know) responses can be represented on the same domain (used in the NCaRBS analysis undertaken).



**Figure 1. Innovation intention question with response options (a) and response representation in simplex plot domain (b)**

Beyond the SME viewpoint on innovation intention, their respective views on characteristics of their future strategy were also taken from the FSB survey, as described in the previous section, see Figure 2.

**Do you plan to increase or decrease the following over the next 12 months?**

	Increase	Stay the same	Decrease	Don't know	Not applicable to my business
Staffing levels	<input type="checkbox"/>	<input type="checkbox"/>	<input type="checkbox"/>	<input type="checkbox"/>	<input type="checkbox"/>
Number of premises/branches	<input type="checkbox"/>	<input type="checkbox"/>	<input type="checkbox"/>	<input type="checkbox"/>	<input type="checkbox"/>
Investment in equipment/machinery	<input type="checkbox"/>	<input type="checkbox"/>	<input type="checkbox"/>	<input type="checkbox"/>	<input type="checkbox"/>
Investment in staff training	<input type="checkbox"/>	<input type="checkbox"/>	<input type="checkbox"/>	<input type="checkbox"/>	<input type="checkbox"/>
Research & development	<input type="checkbox"/>	<input type="checkbox"/>	<input type="checkbox"/>	<input type="checkbox"/>	<input type="checkbox"/>
Importing/exporting	<input type="checkbox"/>	<input type="checkbox"/>	<input type="checkbox"/>	<input type="checkbox"/>	<input type="checkbox"/>
Investment in Marketing/Advertising	<input type="checkbox"/>	<input type="checkbox"/>	<input type="checkbox"/>	<input type="checkbox"/>	<input type="checkbox"/>
Client base	<input type="checkbox"/>	<input type="checkbox"/>	<input type="checkbox"/>	<input type="checkbox"/>	<input type="checkbox"/>
Online presence	<input type="checkbox"/>	<input type="checkbox"/>	<input type="checkbox"/>	<input type="checkbox"/>	<input type="checkbox"/>

**Figure 2. Development strategy questions with response options**

In Figure 2, nine SME based characteristics of development strategy are considered, namely, staffing levels (Stff\_Levl), Number of premises/branches (Prms\_Brch), Investment in equipment/machinery (Eqpt\_Mchn), Investment in staff training (Stff\_Trng), Research & development (Rsch\_Dvlp), Importing/exporting (Impt\_Expt), Investment in Marketing/Advertising (Mrkt\_Advt), Client base (Clnt\_Base) and Online presence (Onln\_Prsn). Consideration of these strategies is also over the next 12 months, the same as innovation intention. The nine presented facets of strategies cover a range of issues, Stff\_Levl, Prms\_Brch and Clnt\_Base, can all be seen as growth related variables, four measures relating to SME investment in resources, namely Eqpt\_Mchn, Stff\_Trng, Rsch\_Dvlp and Mrkt\_Advt, with Impt\_Expt and Onln\_Prsn seen as variables related to widening potential markets/potential resource sources.

***Coding of variables***

In the development strategy questions, inspection of Figure 2 shows three substantive responses, namely ‘Increase’, ‘Stay the same’ and ‘Decrease’. There are also two available responses which are not directly substantive. First ‘Don’t know’ is a well-known non-substantive response. Second ‘Not applicable to my business’, by definition does not offer any substantive information towards specific evidence to development strategy.

Beyond these two non-substantive responses, there is another version of response to be considered, that is non-response, where for one or more of the described development strategy variables given, none of the five presented response options was selected. Termed a missing value, the presence of a missing value here means no evidence is given on that specific strategy.

These three responses, ‘Don’t know’, ‘Not applicable to my business’ and ‘No response’, offer no substantive evidence towards development strategy. Instead, for different reasons offer only ignorance in terms of evidence. Ignorance here simply means there is no substantive evidence being offered towards a development strategy. A breakdown of the presence of each response type is next considered, from the 8,420 finally considered SMEs, see Table 1.

	Substantive			Non-substantive		
	Decrease	Stay the same	Increase	Don’t know	Not applicable to my business	No response
Stff_Levl	573	4,656	2,140	268	598	185
Prms_Brch	189	5,743	528	104	1,357	499
Eqpt_Mchn	361	3,878	2,373	373	988	447
Stff_Trng	299	3,911	2,082	266	1,399	463
Rsch_Dvlp	215	2,826	1,380	265	3,016	718
Impt_Expt	101	1,772	1,134	178	4,369	866
Mrkt_Advt	685	3,577	2,407	336	844	571
Clnt_Base	144	1,407	6,095	119	272	383
Onln_Prsn	67	2,582	4,550	181	454	586

**Table 1. Frequency of responses to nine development strategy survey questions (for 8,420 considered SMEs)**

In Table 1, the number of responses of each type possible are given for each development strategy variable considered. Of particular note here is the frequency of responses to each of the non-substantive responses ‘Don’t know’, ‘Not applicable to my business’ and ‘No response’. The percentages of non-substantive responses for each development strategy variable are; Stff\_Levl - 12.482%, Prms\_Brch - 23.278%, Eqpt\_Mchn - 21.473%, Stff\_Trng - 25.273%, Rsch\_Dvlp - 47.494%, Impt\_Expt - 64.287%, Mrkt\_Advt - 20.796%, Clnt\_Base - 9.192% and Onln\_Prsn - 14.501%.

These non-substantive percentage totals also indicate how much information (evidence) is available amongst the considered respondents across the different development strategy

variables. A noticeable case is for *Impt\_Expt*, where there is 64.287% of non-substantive respondents, but this is mostly due to the fact that this strategy variable is not applicable to the responding SME (51.888% of respondents). When all development strategy variables are considered together, the total number of respondents with at least one non-substantive response amongst its strategy responses was 6,484 (77.007%) which in a traditional analysis, such as using regression, would all be removed from the data set.

The substantive and non-substantive frequency breakdown results presented here, represents an often encountered problem of data quality. However, the notion of data quality is heavily dependent on what standard of data is required for the intended analysis, specifically the analysis technique intended to be employed. The NCaRBS technique employed here is able to analyse incomplete data without the need to manage the missing values present. Here, importantly, all 8,420 SME respondents are retained in the analysis (many with non-substantive responses amongst their development strategy variable values).

### **NCaRBS Analysis**


This section presents results from the NCaRBS analysis of the defined FSB strategy-innovation data set. Summary details of the NCaRBS technique are given below, for further elucidation the reader directed to Beynon et al. (2015a; 2015b).

Fundamental in this analysis is the intention, using NCaRBS, to undertake regression type fit analysis, whereby the development strategy variables (*Stff\_Levl*, *Prms\_Brch*, etc.) are used to best fit respondent (SME) responses to their known innovation intention (Yes, No, DK – in one analysis). Within NCaRBS, each response value to a strategy question is transformed into a body of evidence (BOE), a triplet of values, mass values ( $m_{i,j,h}(\cdot)$ ) to be specific, associating its evidence towards certain subsets of the limits of the outcome variable, here innovation intention, with limits Yes, No and DK (see Figure 1b for representation of this domain view). These mass values offer levels of belief towards respondents association to the subsets of the Yes, No and DK responses. To consider the results, and enable the opportunity to fit the analysis, the mass value based structure is evolved to a probability type form of values (pignistic probability ( $BetP_i(\cdot)$ ), which give evidence specific to the individual limits of response, Yes, No and DK, (see Beynon et al. 2015a; 2015b - for further detail). The results presented include the ability to have fitted respondents based on their responses to the development strategy questions and their outcome based innovation intention response.

### ***Strategic Characteristic-Innovation Fit***

The fit results presented here come from the system configuration process within the NCaRBS analysis (see Beynon et al. 2015b). The optimisation necessary to configure a NCaRBS system is based on minimising the error between each respondent's actual innovation intention response and their predicted response, here measured by  $OB^{NCaRBS,w}$ . The  $OB^{NCaRBS,w}$  fit is dependent on the respective triplet of  $BetP_i(.)$  values,  $BetP_i(Yes)$ ,  $BetP_i(No)$  and  $BetP_i(DK)$ , associating each respondent to the three outcome responses of Yes, No and DK, respectively.

In this study, following Beynon et al. (2015a; 2015b), five runs were undertaken, the run with best fit chosen to further consider. In Beynon et al. (2015b), resampling results showed fit and subsequent variable contributions were robust (relatively insensitive) across the different runs. Since the sum of these triplets of  $BetP_i(.)$  values for each respondent total to one, they can also be represented as points in a simplex plot (as previously shown in Figure 1b). In the analysis of the 8,420 SMEs, Figure 3 shows the predicted outcome classifications of the individual SMEs, to the three outcome responses, No, Yes and DK (Don't Know).



**Figure 3. Simplex plot based representation of predicted outcome variable, innovation intention**

In Figure 3, the three simplex plots shown, describe separately the predicted outcomes of those SMEs originally known to be associated with the outcome response, 1,969 No (3a), 5,338 Yes (3b) and 1,113 Don't Know (3c). Each point represents a respondent, and specifically their triplet of  $BetP_i(.)$ , in vector form  $[BetP_i(Yes), BetP_i(No), BetP_i(DK)]$ .<sup>1</sup>

From the description of the NCaRBS analysis, the variation in the numbers of SMEs associated with each outcome was taken into account, allowing each group of SMEs equal weighting in achieving their correct classification (see description around description of  $OB^{NCaRBS,w}$  objective function). The grey shaded regions in each simplex plot (triangle)

<sup>1</sup> Using this representation the limits (vertices) of the simplex plot are associated with the vectors, Yes –  $[0,1,0]$ , No –  $[1,0,0]$  and DK –  $[0,0,1]$ .

indicate where there is majority association to the correct classification (for example, in Figure 3a, for known respondents responding No to innovation intention, the grey shaded region indicates those points for which,  $BetP_i(\text{No}) > BetP_i(\text{Ys})$  and  $BetP_i(\text{No}) > BetP_i(\text{DK})$ ).

A numerical breakdown of the correct/incorrect classification of SMEs is given in Table 2, the actual and predicted classifications of the 8,420 SMEs provided, for each group of SMEs the spread of these across the three possible outcome responses given. From this table, the overall level of correct classification is found to be 4,906 out of 8,420 (58.266%) SMEs.

Actual / Predicted	No	Yes	Don't Know	Total
No	1,164	461	344	1,969
Yes	1,065	3,420	853	5,338
Don't Know	426	365	322	1,113
Total	2,655	4,246	1,519	8,420

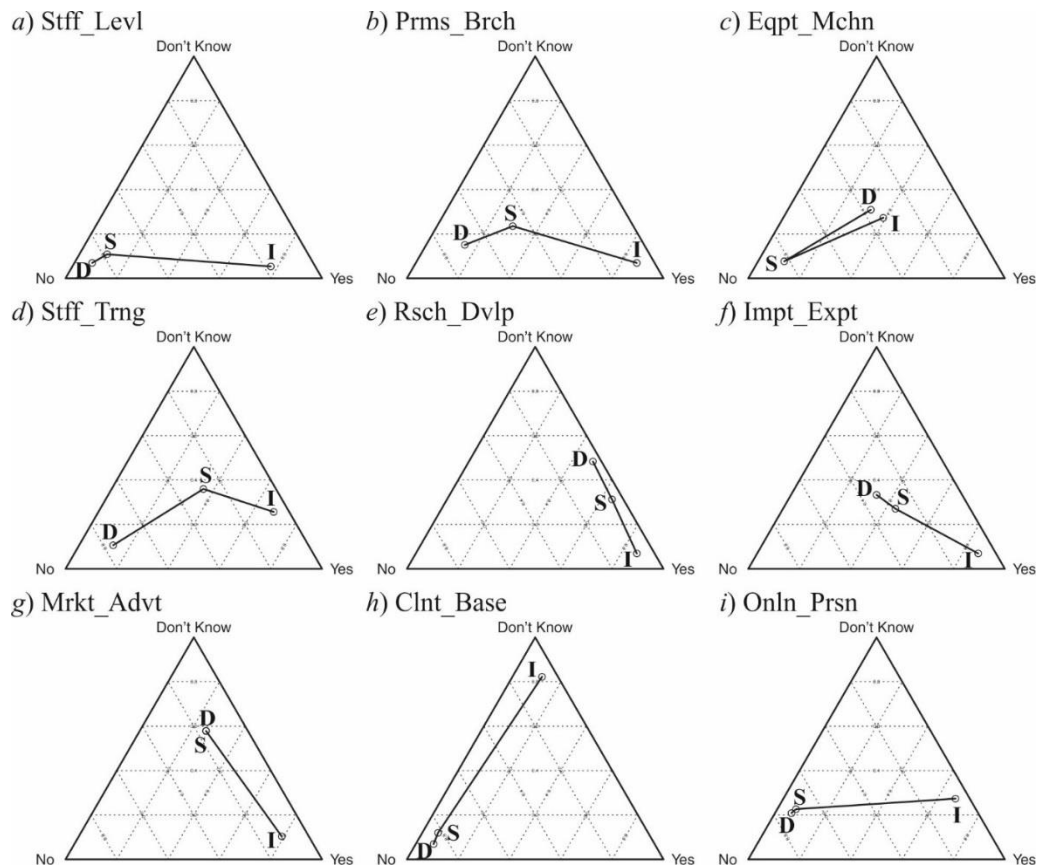
**Table 2. Confusion matrix of classification results**

One comment worth mentioning here is in relation to the level of incorrect classification of the respondents with actual DK outcome responses (only 322 (28.931%) correctly classified). Within Table 2, it is noted 426 (38.275%) of Don't know respondents to innovation intention were predicted as being No to this question, indicating some evidence of the 'easy out' sentiment in regard to the role played by Don't know responses (supporting the view of Groothuis and Whitehead 2002).

### ***Development Strategy Characteristic Contribution***

Beyond the described classification fit, this subsection considers the contribution of the individual characteristics; variables used to fit respondents to their innovation intention response (see Beynon et al. 2015b - for technical details). For a specific development strategy variable, a *variable* BOE can be constructed, through combining the evidence in the constituent BOEs,  $m_{i,j,h}(\cdot)$   $h = 1, .. n_D$ , termed a variable BOE, defined  $m_{i,j,-}(\cdot)$ . As for the final object BOEs found, the respective pignistic probability form of the  $m_{i,j,-}(\cdot)$   $h = 1, .. n_D$  can be found. Since they sum to one, they can also be described within a simplex plot domain, see Figure 4.





**Figure 4. Simplex plot based contribution of SME development strategy characteristics (responses Decreasing – D, Stay the Same – S and Increasing – I) in regard to future innovation intention.**

## Discussion

### *Strategic Orientation: Growth-Related Variables*

#### *Stff\_levl (Staffing levels - 4a)*

From the simplex plot contribution graph for a response of decreasing or staying the same in terms of staffing levels there is close association with No to future innovation intention, there is then a noticeable change to Yes to innovation intention where the strategy is to increase staffing levels in the next 12 months. This confirms Roper (1997) and Sheehan et al. (2014) studies suggesting an association between SME staffing levels and innovation.

#### *Prms\_Brch (Numbers of premises/branches- 4b)*

The simplex plot shows a similar result for branch premises as for staffing levels (Figure 4a), decreasing or staying the same in terms of numbers of premises/branches closely associated with No to future innovation intention, with a notable change to Yes for future intended innovation as the strategy to increase premises/branches in the next 12 months is suggested.

This conflicts with Pla-Barber and Alegre (2007) study suggesting firm size was not associated with innovation.

*Clnt\_Base (Client base - 4h)*

From the simplex plot contribution graph for a response of decreasing or staying the same client base there is close association with No to intended innovation. There is then a very noticeable change to DK to innovation intention as the strategy to increase client base in the next 12 months is suggested. This finding is consistent with De Propris (2002), potentially related to the likelihood that new client relationships take time to develop into innovation enhancing ones.

The evidence from these three growth-related variables highlights strategies that require an internal growth focus, namely staffing levels and branch premises, being positively related to innovation whilst the externally focused client base variable is more linked to uncertainty over innovation intention. This may suggest that SMEs are more confident with managing their internal business environment with regard to developing innovation intention but are more risk adverse in relation to the more uncertain outcomes possible in the external environment impacting on innovation intention, potentially through impacts upon resources.

***Strategic Orientation: Widening Potential Markets / Potential Resource Sources Variables***

*Impt\_Expt (Importing/exporting – 4f)*

The simplex plot shows, interestingly, that decreasing or staying the same in terms of importing/exporting activity is more related to an ambiguous outcome for innovation, whilst there is a strong relationship between investing in importing/exporting activity and Yes to innovation intention, potentially indicating a reluctance for respondents to say No. Conversely, it may also be the case that only a clear increasing international exposure related strategy fits with a clear innovation strategy, static or reduced international exposure being symptomatic of a more uncertain strategic direction which is consistent with Pickernell et al. (2016).

*Onln\_Prsc (Online presence- 4i)*

For online presence, there is clearly a strong relationship between static or decreasing online presence being related to No for innovation intention and increased online presence linked to a Yes for intended innovation, consistent with Pickernell et al. (2013).

*Mrkt\_Advt (Investment in Marketing/Advertising - 4g)*

In the case of investing in the reputational capital of the SME through marketing/advertising, there is found to be a strong relationship between increasing intended investment in these activities and Yes to innovation intention, with decreasing or static levels more related to an ambiguous/Don't know response to innovation intention.

Whilst these three variables therefore show differences in the relationships between static or decreasing support for these activities and the relationship with innovation intention, increased activities in these areas are all strongly linked to a Yes for intended innovation. Conversely, decreasing or static marketing and international activity are more strongly linked with uncertainty over innovation, whilst for online activity there is a more certain (negative) link between static or declining activity. This suggests therefore that firm strategy with regards to online activity has a more direct relationship with innovation intention, whilst non positive marketing and international activity create more uncertainty for innovation, which again may be indicative of a more uncertain external environment.

### ***Resource Related Variables***

#### *Rsch\_Dvlp (Research & development- 4e)*

For research & development there is, unsurprisingly, a clear relationship between intending to increase these activities and Yes for future innovation intention as previously mooted by Love and Roper (2015) and Griffith et al. (2003). Staying the same or decreasing research & development activity is, however, increasingly more related to Don't know for innovation intention.

#### *Eqpt\_Mchn (Investment in equipment/machinery - 4c)*

From the simplex plot contribution graph for a response of decreasing investment in equipment/machinery there is much more ambiguity (No, Yes or Don't Know) in intended innovation. Where investment stays the same there is clear association to No as the intended innovation outcome, then for increasing investment there is a return to ambiguity on the intended innovation.<sup>2</sup> So here there is minimal discernible evidence to associate investment in equipment/machinery with increased innovation intention which is a notable finding.

#### *Stff\_Trng (Investment in staff training - 4d)*

---

<sup>2</sup> The ambiguity highlighted here is from the D and I points (BetP<sub>i</sub>( $\theta$ ) pignistic probability values) being near the centre of the simplex plot, not noticeably nearer to any of the three vertices. Moreover, ambiguity is not the same as Don't Know, instead ambiguity means possible association to either of No, Yes and Don't Know intended innovations.

In the case of staff training (investment in human capital), decreasing intended training is more strongly associated with No to innovation intention, with static intended staff training more closely linked to an ambiguous response to intended innovation and increased staff training more closely linked with Yes to innovation intention supporting Roper's (1997) and Sheehan et al.'s (2014) prior evidence.

Overall, this suggests that increased intended investment in R&D, but also increased staff training are positively associated with increased innovation intention (Galindo and Mendez 2014). These strategic activities can be seen as at the very least complementary with innovation, in terms of supporting and facilitating it (R&D and staff training) or exploiting it (marketing). Conversely, proposed changes to investment in equipment and/or machinery seem to suggest greater uncertainty over innovation, which may be linked to the less obvious direct link between this and innovation.

## **Conclusions**

The study offers a novel perspective into SMEs innovation focus, specific strategies related to this, and their role in uncertainty around strategic direction in relation to innovation. For example, staffing levels, number of premises and branches, and online presence have unambiguous relationships with innovation intention, reduced levels of these variables are associated with a lower likelihood of innovation, and higher levels associated with higher likelihood in a linear relationship. Increasing R&D, staff training, importing/exporting, and marketing and advertising are also associated with positive innovation intention but also reduced uncertainty over innovation intention.

More broadly, evidence here suggests SMEs are more certain about embracing innovation in relation to internal environment-focused strategies and issues within their immediate control. This might suggest an external environment risk adverse SME mindset with greater reluctance to invest resources in innovation where there may be less guarantee of return on investment. This might support the argument that innovation is more attainable for larger SMEs (Ettlie and Rubenstein 1987; Laforet 2008), further research required to explore this phenomenon.

The simplex plot domain shown in Figure 1*b*, and in later NCaRBS results, could also be used to facilitate future analysis of more 'uncertain' response from SMEs on future

innovation intention. Respondents could be asked to judge their SME's future innovation intention by placing a mark (cross) inside the simplex plot (innovation intention domain), allowing the inclusion of ambiguity between Yes and No and also the potential to self-acknowledge a level of uncertainty in their position (signified by how near to the Don't Know vertex their mark may be). This potentially innovative way of representing SME respondents' ambiguous/uncertain perspectives on a subject may have new enlightening impacts on this important research issue.

This study provides enhanced understanding of strategies and resource investments most closely related to unambiguous innovation intention within SMEs. In terms of implications for policy and practice, this study is of value to academia, enterprise support agencies and policy makers supporting SMEs achieve economically sustainable growth. For example, the above results potentially allow greater prioritisation of policy resources, particularly regarding how government can look to effectively promote SME innovation both directly and indirectly (Simpson and Docherty 2004), depending on whether the aim is increasing innovation or assisting SMEs reduce their own uncertainty over this strategy. For enterprise support agencies, the evidence here suggests greater prioritization is placed on encouraging SME investment in R&D and training and internationalisation activity to enable further development of innovation cultures. This evidence regarding the nuanced behaviour of SMEs towards innovation further informs academic debate and understanding. For SMEs, innovation must be regarded as a process to enable change and growth. This requires SME Owner/Managers to adopt a strategic orientation with regard to a range of issues such as technology adoption, training and seeking entry into international markets.

In terms of limitations, this study recognises that this analysis has considered specific variables and alternatives could be substituted or extended in further studies. In addition, there is a lack of comparison between NCARBS and alternative, more traditional methods of handling such data, which is again a potential avenue for further research. Further quantitative studies are required to supplement this evidence evaluating a range of SME behaviours in different national and industry contexts.

## **References**

Akgün, A.E. Keskin, H. Byrne, J.C. & Aren, S. (2007). Emotional and learning capability and their impact on product innovativeness and firm performance. *Technovation* 27(9), 501-513.

- Allen, K. & Stearns, T. (2004). Technology entrepreneurs. In W.B. Gartner, K.G. Shaver, N.M. Carter and P.D. Reynolds (ed.), *Handbook of Entrepreneurial Dynamics: The Process of Business Creation*. Thousand Oaks, CA: Sage.
- Antonioli, D. & Della Torre, E. (2016). Innovation adoption and training activities in SMEs. *The International Journal of Human Resource Management* 37(3), 311-337.
- Appiah-Adu, K. & Singh, S. (1998). Customer orientation and performance: a study of SMEs. *Management Decision* 36(6), 385-394.
- Aragón-Sánchez, A. Barba-Aragon, I. & Sanz-Valle, R. (2003). Effects of training on business results. *International Journal of Human Resource Management* 14(6), 956-980.
- Arshed, N. Mason, C. & Carter, S. (2016). A case of enterprise policy in England. *Environment and Planning C: Government and Policy* 34(8), 1582-1611.
- Atuahene-Gima, K. & Li, H. (2000). Marketing's influence tactics in new product development: A study of high technology firms in China. *Journal of Product Innovation Management* 17(6), 451-470.
- Baldwin, J.R. & Hanel, P. (2003). *Innovation and knowledge creation in an open economy: Canadian industry and international implications*. Cambridge University Press.
- Bertschek, I. & Entorf, H. (1996). On nonparametric estimation of the Schumpeterian link between innovation and firm size: evidence from Belgium, France and Germany. *Empirical Economics* 21(3), 401-426.
- Beynon, M.J. (2005a). A Novel Technique of Object Ranking and Classification under Ignorance: An Application to the Corporate Failure Risk Problem. *European Journal of Operational Research* 167, 493-517.
- Beynon, M.J. (2005b). Optimizing object classification under ambiguity/ignorance: application to the credit rating problem. *International Journal of Intelligent Systems in Accounting, Finance and Management* 13, 113-130.
- Beynon, M.J. Jones, P. Packham, G. & Pickernell, D. (2014). Investigating the Motivation for enterprise education: a CaRBS based exposition. *International Journal of Entrepreneurial Behaviour and Research* 20(6), 584-612.
- Beynon, M.J. Andrews, R.A. & Boyne, G. (2015a). Evidence-based modelling of hybrid organizational strategies. *Computational and Mathematical Organization Theory* 21, 1-23.
- Beynon, M.J. Jones, P. Pickernell, D. & Packham, G. (2015b). A NCaRBS Analysis of SME Intended Innovation: Learning about the Don't Knows. *OMEGA - International Journal of Management Science* 59 (Part A), 97-112.

- Beynon, M.J. Jones, P. & Pickernell, D. (2016). Country-based comparison analysis using fsQCA investigating entrepreneurial attitudes and activity. *Journal of Business Research* 69(4), 1271-1276.
- Beynon M.J. & Kitchener, M. (2006). Analyzing Strategic Stance in Public Services Management: An Exposition of NCarBS in a Study of U.S. States' Long-Term Care Systems. *Business Applications and Computational Intelligence*, editors: Voges, K. E. and Pope, N. K. LI. IDEA Group Inc. PA, USA. Chapter 17, pp. 344-359.
- Bougrain, F. & Haudeville, B. (2002). Innovation, collaboration and SMEs internal research capacities. *Research Policy* 31, 735-747.
- Braunerhjelm, P. Acs, Z.J. Audretsch, D.B. & Carlsson, B. (2010). The missing link: knowledge diffusion and entrepreneurship in endogenous growth. *Small Business Economics* 34(2), 105-125.
- Carter, S. Mason, C. & Tagg, S. (2009). Perceptions and experience of employment regulation in UK small firms. *Environment and Planning C: Government and Policy* 27, 263-278.
- Ceci, F. & Iubatti, D. (2012). Personal relationships and innovation diffusion in SME networks: A content analysis approach. *Research Policy* 41(3), 565-579.
- Cohen, W.M. & Klepper, S. (1996). Firm size and the nature of innovation within industries: The case of process and product R&D. *The Review of Economics and Statistics* 78, 323-343.
- Daniel, E. & Wilson, H. (2002). Adoption intentions and benefits realised: a study of e-commerce in UK SMEs. *Journal of Small Business and Enterprise Development*, 9(4), 331-348.
- Davidsson, P. & Delmar, F. (1997). High-Growth Firms: Characteristics, Job Contribution, and Method Observations, Paper presented at the *RENT XI* Conference, Mannheim, Germany.
- De Propriis, L. (2002). Types of innovation and inter-firm co-operation. *Entrepreneurship and Regional Development* 14, 337-353.
- De Saá-Pérez, P., Díaz-Díaz, N.L., & Luis Ballesteros-Rodríguez, J. (2012). The role of training to innovate in SMEs. *Innovation*, 14(2), 218-230.
- Dibrell, C. Davis, P.S. & Craig, J. (2008). Fueling Innovation through Information Technology in SMEs. *Journal of Small Business Management* 46(2), 203-218.
- Dobbs, M. & Hamilton, R.T. (2007). Small business growth: recent evidence and new directions. *International Journal of Entrepreneurial Behavior & Research* 13(5), 296-322.
- Dollinger, M. (1995) *Entrepreneurship: Strategies and Resources*. Boston, MA: Irwin.

- Edwards, T. Delbridge, R. & Munday, M. (2005). Understanding innovation in small and medium-sized enterprises: a process manifest. *Technovation* 25(10), 1119-1127.
- Eggers, F., Hatak, I., Kraus, S., & Niemand, T. (2017). Technologies that support marketing and market development in SMEs—Evidence from social networks. *Journal of Small Business Management*, 55(2), 270-302.
- Ettlie, J.E. & Rubenstein, A.H. (1987). Firm size and product innovation. *Journal of Product Innovation Management* 4(2), 89-108.
- Eurostat. (2018). Concepts and Definitions: Eurostat's Concepts and Definitions Database, Available online:  
[http://ec.europa.eu/eurostat/ramon/nomenclatures/index.cfm?TargetUrl=DSP\\_GLOSSARY\\_NOM\\_DTL\\_VIEW&StrNom=CODED2&StrLanguageCode=EN&IntKey=16501035&RdoSearch=BEGIN&TxtSearch=innovation&CboTheme=&IsTer=&IntCurrentPage=1&terr\\_valid=0](http://ec.europa.eu/eurostat/ramon/nomenclatures/index.cfm?TargetUrl=DSP_GLOSSARY_NOM_DTL_VIEW&StrNom=CODED2&StrLanguageCode=EN&IntKey=16501035&RdoSearch=BEGIN&TxtSearch=innovation&CboTheme=&IsTer=&IntCurrentPage=1&terr_valid=0).
- Fink, D. & Disterer, G. (2006). International case studies: To what extent is ICT infused into the operations of SMEs? *Journal of Enterprise Information Management* 19(6), 608-624.
- Foreman-Peck, J. Makepeace, G. & Morgan, B. (2006). Growth and profitability of small and medium-sized enterprises: some Welsh evidence, *Regional Studies* 40(4), 307-319.
- Francis, J.D. & Busch, L. (1975). What We Now Know About “I Don't Knows”. *The Public Opinion Quarterly* 39(2), 207-218.
- Federation of Small Businesses (FSB) (2010). *Lifting the Barriers to Growth in UK Small Businesses*, Federation of Small Businesses, London.
- Galindo, M. -A., & Méndez, M. T. (2014). Entrepreneurship, economic growth, and innovation: Are feedback effects at work? *Journal of Business Research*, 67(5), 825–829.
- García-Morales, V.J. Llorens-Montesa, F.J. & Verdu-Jover, A.J. (2007). Influence of personal mastery on organizational performance through organizational learning and innovation in large firms and SMEs. *Technovation* 27(9), 547-568.
- Gilljam, M. & Granberg, D. (1993). Should we take don't know for an answer? *Public Opinion Quarterly* 57, 348-357.
- Girma, S. Görg, H. & Hanley, A. (2008). R&D and exporting: A comparison of British and Irish firms. *Review of World Economics* 144(4), 750-773.
- Griffith, R. Redding, S. & Van Reenen, J. (2003). R&D and absorptive capacity: Theory and empirical evidence. *The Scandinavian Journal of Economics* 105(1), 99-118.



- Groothuis, P.A. & Whitehead, J.C. (2002). Does Don't Know Mean No? Analysis of 'Don't Know Responses in Dichotomous Choice Contingent Valuation Questions. *Applied Economics* 34(15), 1935-1940.
- Hall, B.H. Lotti, F. & Mairesse, J. (2009). Innovation and productivity in SMEs: empirical evidence for Italy. *Small Business Economics* 33(1), 13-33.
- Harris, R. McAdam, R. McCausland, I. & Reid, R. (2013). Knowledge management as a source of innovation and competitive advantage for SMEs in peripheral regions. *International Journal of Entrepreneurship and Innovation* 14(1), 49-61.
- Hausman, A. (2005). Innovativeness among Small Businesses: Theory and Propositions for Future Research. *Industrial Marketing Management* 34(8), 773-782.
- Heimonen, T. (2012). What are the factors that affect innovation in growing SMEs?, *European Journal of Innovation Management* 15(1), 122-144.
- Hewitt-Dundas, N. (2006). Resource and capability constraints to innovation in large and small plants, *Small Business Economics* 26(3), 257-277.
- Higón, D.A. (2012). The impact of ICT on innovation activities: Evidence for UK SMEs. *International Small Business Journal* 30(6), 684-699.
- Higón, D.A. & Driffield, N. (2011). Exporting and innovation performance: analysis of the annual small business survey in the UK. *International Small Business Journal* 29(1), 4-24.
- Hoffman, K. Parejo, M. Bessant, J. & Perren, L. (1998). Small firms, R&D, technology and innovation in the UK: a literature review. *Technovation* 18(1), 39-55.
- Hudson, M. Smart, A. & Bourne, M. (2001). Theory and practice in SME performance measurement systems. *International Journal of Operations & Production Management* 21(8), 1096-1115.
- Jayawarna, D. Macpherson, A. & Wilson, A. (2007). Training commitment and performance in manufacturing SMEs: Incidence, intensity and approaches. *Journal of Small Business and Enterprise Development* 14(2), 321-338.
- Jones, P. Beynon, M.J. Pickernell, D. & Packham, G. (2013). Evaluating the impact of different training methods on SME business performance. *Environment and Planning C: Government and Policy* 31(1), 56-81.
- Keizer, J.A. Dijkstra, L. & Halman, J. (2002). Explaining innovative efforts of SMEs: an exploratory survey among SMEs in the mechanical and electrical engineering sector in The Netherlands. *Technovation* 22(1), 1-13.
- Keskin, H. (2006). Market orientation, learning orientation, and innovation capabilities in SMEs: An extended model. *European Journal of Innovation Management* 9(4), 396-417.

- Kocak, A. & Abimbola, T. (2009). The effects of entrepreneurial marketing on born global performance, *International Marketing Review* 26(4/5), 439-452.
- Kundu, S.K. & Katz, J.A. (2003). Born-international SMEs: BI-level impacts of resources and intentions. *Small Business Economics* 20(1), 25-47.
- Laforet, S. (2008). Size, strategic, and market orientation effects on innovation. *Journal of Business Research* 61(7), 753-764.
- Lazoi, M. Ceci, F. Corallo, A. & Secundo, G. (2011). Collaboration in an aerospace SMEs cluster: innovation and ICT dynamics. *International Journal of Innovation and Technology Management* 8(3), 393-414.
- Lee, S. Park, G. Yoon, B. & Park, J. (2010). Open Innovation in SMEs — an Intermediated Network Model. *Research Policy* 39(2), 290-300.
- Lin, C.Y. & Ho, Y.H. (2008). An empirical study on logistics service providers' intention to adopt green innovations. *Journal of Technology Management & Innovation* 3(1), 17-26.
- Loebbecke, C. & Schäfer, S. (2001). Web portfolio based electronic commerce: the case of transtec AG. *Logistics Information Management* 14(1/2), 54-67.
- Lohrke, F.T. Kreiser, P.M. & Weaver, K.M. (2006). The influence of current firm performance on future SME alliance formation intentions: a six-country study. *Journal of Business Research* 59(1), 19-27.
- Love, J.H. & Roper, S. (2015). SME innovation, exporting and growth: A review of existing evidence. *International Small Business Journal* 33(1), 28–48.
- MacDonald, S. Assimakopoulos, D. & Anderson, P. (2007). Education and Training for Innovation in SMEs: A Tale of Exploitation. *International Small Business Journal* 25(1), 77-95.
- Mason C. & Brown, R. (2013). Creating good public policy to support high-growth firms. *Small Business Economics* 40(2), 211-225.
- Mason, C. Carter, S. & Tagg, S. (2006). The effect of the national minimum wage on the UK small business sector: a geographical analysis. *Environment and Planning C: Government and Policy* 24(1), 99-116.
- Mason, C. Carter, S. & Tagg, S. (2011). Invisible businesses: the characteristics of home-based businesses in the United Kingdom. *Regional Studies* 45(5), 625-639.
- McAdam, R. McConvery, T. & Armstrong, G. (2004). Barriers to innovation within small firms in a peripheral location. *International Journal of Entrepreneurial Behaviour & Research* 10(3), 206-221.

- McCarthy, S. Packham, G. & Pickernell, D. (2014). The potential of and framework for promoting a business angel university and intellectual property exploitation: a case study from Wales. *Handbook on the Entrepreneurial University*, 323.
- Moreno, A.M. & Casillas, J.C. (2007). High-growth SMEs versus non-high-growth SMEs: a discriminant analysis. *Entrepreneurship & Regional Development* 19(1), 69-88.
- Morris, M.H. & Paul, G.W. (1987). The relationship between entrepreneurship and marketing in established firms. *Journal of Business Venturing* 2(3), 247-259.
- Morrison, A. Breen, J. & Ali, S. (2003). Small business growth: intention, ability, and opportunity. *Journal of Small Business Management* 41(4), 417-425.
- Muscio, A. (2007). The impact of absorptive capacity on SMEs' collaboration. *Economics of Innovation and New Technology* 16(8), 653-668.
- O’Gorman, C. (2001). The sustainability of growth in small-and medium-sized enterprises. *International Journal of Entrepreneurship Behaviour & Research* 7(2), 60-75.
- O’Regan, N. Ghobadian, A. & Sims, M. (2006). Fast tracking innovation in manufacturing SMEs. *Technovation* 26(2), 251-261.
- Pellegrino, G., Piva, M., & Vivarelli, M. (2012). Young firms and innovation: a microeconomic analysis. *Structural Change and Economic Dynamics*, 23(4), 329-340.
- Petersen, K.J. Handfield, R.B. & Ragatz, G.L. (2003). A model of supplier integration into new product development. *Journal of Product Innovation Management* 20(4), 284-299.
- Pickernell, D. Packham, G. Jones, P. Miller, C. & Thomas, B. (2011a). Graduate entrepreneurs are different: they access more resources. *International Journal of Entrepreneurial Behaviour & Research* 17(2), 183-202.
- Pickernell, D. Kay, A. Packham, G. & Miller, C. (2011b). Competing agendas in public procurement: an empirical analysis of opportunities and limits in the UK for SMEs. *Environment and Planning C: Government and Policy* 29(4), 641-658.
- Pickernell, D. Senyard, J. Jones, P. Packham, G. & Ramsey, E. (2013). New and young firms Entrepreneurship policy and the role of government – evidence from the Federation of Small Businesses survey. *Journal of Small Business and Enterprise Development* 20(2), 358-382.
- Pickernell, D. Jones, P. Thompson, P. & Packham, G. (2016). Determinants of SME exporting: Insights and implications. *The International Journal of Entrepreneurship and Innovation* 17(1), 31-42.
- Pla-Barber, J. & Alegre, J. (2007). Analysing the link between export intensity, innovation and firm size in a science-based industry. *International Business Review* 16(3), 275-293.

- Raymond, L. and St-Pierre, J. (2010). R&D as a determinant of innovation in manufacturing SMEs: An attempt at empirical clarification. *Technovation* 30(1), 48-56.
- Roper, S. (1997). Product Innovation and Small Business Growth: A comparison of the strategies of German, UK and German Companies. *Small Business Economics* 9(6), 523-537.
- Salomon, R.M. & Shaver, J.M. (2005). Learning by exporting: new insights from examining firm innovation. *Journal of Economics & Management Strategy* 14(2), 431-460.
- Sawyer, O. McGee, I. & Peterson, M. (2003). Perceived uncertainty and firm performance in SMEs. *International Small Business Journal* 21(3), 269-284.
- Schumpeter J. (1942). *Capitalism, Socialism and Democracy*. New York, Harper.
- Sheehan, M. Garavan, T.N. & Carbery, R. (2014). Innovation and human resource development (HRD). *European Journal of Training and Development* 38(1/2), 2-14.
- Skuras, D., Tsegenidi, K., & Tsekouras, K. (2008). Product innovation and the decision to invest in fixed capital assets: Evidence from an SME survey in six European Union member states. *Research Policy*, 37(10), 1778-1789.
- Sin Tan, K. Choy Chong, S. Lin, B. & Eze, U.C. (2010). Internet-based ICT adoption among SMEs: Demographic versus benefits, barriers, and adoption intention. *Journal of Enterprise Information Management* 23(1), 27-55.
- Simmonds, K. (1986). Marketing as Innovation the eighth paradigm. *Journal of Management Studies* 23(5), 479-500.
- Simmons G, Armstrong G and Durkin M (2011) An exploration of small business website optimization: Enablers, influencers and an assessment approach. *International Small Business Journal* 29(5): 534–561.
- Simpson, M. & Docherty, A.J. (2004). E-commerce adoption support and advice for UK SMEs. *Journal of Small Business and Enterprise Development* 11(3), 315-328.
- Smallbone, D. Baldock, R. & Burgess, S. (2002). Targeted support for high-growth start-ups: Some policy issues. *Environment and Planning C: Government and Policy* 20(2), 195-209.
- Thakur, S. (1999). Size of investment, opportunity choice and human resources in new venture growth. *Journal of Business Venturing* 14(3), 283-309.
- Tomlinson, P.R. & Fai, F.M. (2013). The nature of SME co-operation and innovation: A multi-scalar and multi-dimensional analysis. *International Journal of Production Economics* 141(1), 316-326.
- Turner, J. & Michael, M. (1996). What do we know about don't knows? Or, contexts of 'Ignorance'. *Social Science Information* 35(1), 15-37.

- Uhlaner , L.M. van Stel, A. Duplat, V. & Zhou, H. (2013). Disentangling the effects of organizational capabilities, innovation and firm size on SME sales growth. *Small Business Economics* 41(3), 581-607.
- Unsworth, K. Sawang, S. Murray, J. Norman, P. & Sorbello, T. (2012). Understanding innovation adoption: Effects of orientation, pressure and control on adoption intentions. *International Journal of Innovation Management* 16(1), 1250004.
- Van de Vrande, V. de Jong, J.P.J. Vanhaverbeke, W. & de Rochemont, M. (2009). Open innovation in SMEs: Trends, motives and management challenges. *Technovation* 29(6), 423-437.