



Swansea University
Prifysgol Abertawe



Cronfa - Swansea University Open Access Repository

This is an author produced version of a paper published in:
Childhood Conference, Bangor University

Cronfa URL for this paper:
<http://cronfa.swan.ac.uk/Record/cronfa44699>

Conference contribution :

Davis, J. & Miles, G. (2017). *Mind the Gap: Understanding and challenging the gap between genders in sexual exploitation and trafficking*. Childhood Conference, Bangor University,

This item is brought to you by Swansea University. Any person downloading material is agreeing to abide by the terms of the repository licence. Copies of full text items may be used or reproduced in any format or medium, without prior permission for personal research or study, educational or non-commercial purposes only. The copyright for any work remains with the original author unless otherwise specified. The full-text must not be sold in any format or medium without the formal permission of the copyright holder.

Permission for multiple reproductions should be obtained from the original author.

Authors are personally responsible for adhering to copyright and publisher restrictions when uploading content to the repository.

<http://www.swansea.ac.uk/library/researchsupport/ris-support/>

LOVE146
END CHILD TRAFFICKING AND EXPLOITATION



Julias.



“They Didn’t Help Me;
They Shamed Me.”

Exploring the vulnerabilities of
street-working boys in Manila

Each culture has similar stereotypes for masculinity, which influence behaviors, attitudes, beliefs, and values surrounding male vulnerability



“A girl is like a piece of cloth; if it is stained then it is spoiled forever, but a boy is like a piece of Gold; if it is dropped in the mud then it can easily be washed clean again.”

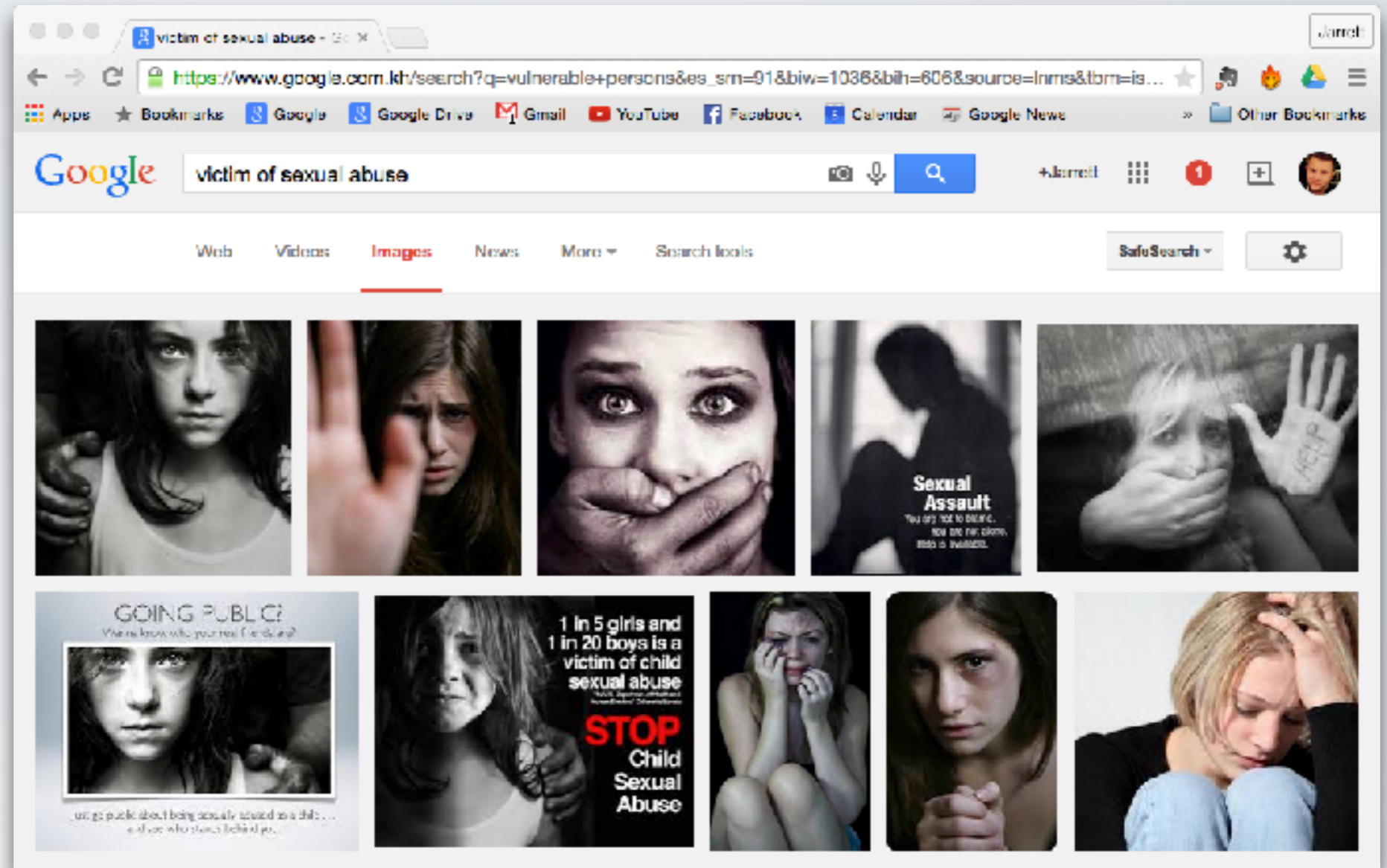
— Cambodian Proverb —



WHY

THE

GAP?



A FEW COMMON **MISCONCEPTIONS...**

- Boys are not seen as sexual objects and are not targets of sexual exploiters.
- Sexual exploitation of boys is perpetrated homosexual men.
- Exploiters are mostly foreigners.
- Boys consent to have sex with women therefore are not victims when women are buyers. ('Sex tourism' vs. 'Holiday Romance')
- Sexual exploitation of boys is limited to more 'open' societies.
- The magnitude of the problem is small.

A FEW COMMON **MISCONCEPTIONS...**

- Whether we like it or not, these common misconceptions (and others) often impact the findings of research.
 - Impact on the researcher
 - Research often views males in the sex industry as liabilities for sexual health, rather than vulnerable human beings that can be damaged.
 - Impact on the respondents
 - Male victims of females often viewed as “lucky” (V. Jones, 2010)

WE **SEE** WHAT WE
EXPECT ^{TO} **SEE**

WE **SEE** WHAT WE **EXPECT** TO **SEE**

So what are we looking for?

In a review of 166 scholarly articles on the global sex industry, 84% exclusively discussed female sex workers and made no mention of males. 79% simply assumed that sex workers are always female. (Dennis, 2008)

When males were mentioned:

Males —

“Sex worker”

Chief Danger: HIV

Females —

“Prostituted”

Chief Danger: Violence

(Dennis, 2008 — “Women are Victims and Men Make Choices”)

Major development agencies —

- Greater funds / Wider influence
- Creates and sustains the conversation on vulnerability
- Removed from communities & vulnerable people groups
- Indirect, secondary understanding of vulnerable groups



THE GAP

Grassroots organizations —

- Small donors / deep, local influence
- Little voice in the larger conversation on vulnerability
- Deeply invested in real people and communities
- Direct, first-hand understanding of vulnerable groups

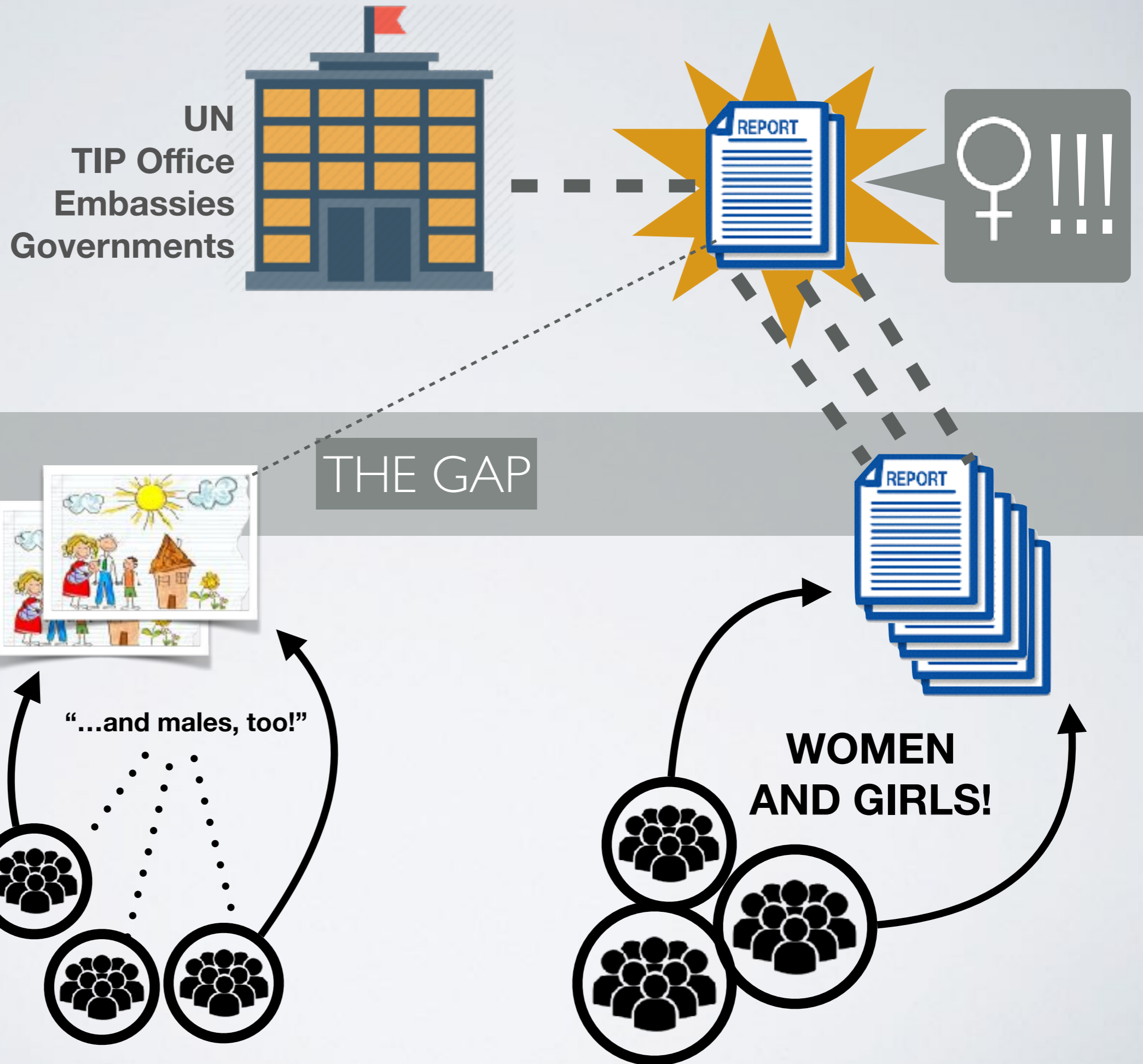


Vulnerable communities —



POLICIES

PROGRAMMS





PHILIPPINES

- Quality data is on sexual abuse / exploitation in the Philippines remains very limited.
- Dependency on myopic national statistics.
- Some quality (rigorous) studies — mostly undertaken by organizations focusing on “women and children”

“Men, especially young men like me, are also victims of sexual coercion, sometimes, violent. But our sufferings are often unheard especially if it has been done by a woman. People believe that, with or without coercion, it is always the man who wins. But this is not true.” — Male 19, student

(Ramiro, 2005)



PHILIPPINES

- “Physical Intimacy and Sexual Coercion Among Adolescent Intimate Partners in the Philippines”
- Sexual coercion: 42.3% were males and 64.6% were females (Ramiro, 2005)

“Significantly more females **reported to have been coerced** in most of the intimate acts prior to penetrative sex. Although not statistically significant, **more males claimed to have been forced to have sex.** In the in-depth interviews, the respondents agreed that the coercive act in males may have been inflicted by a gay man or an older woman.” (Ramiro, 2005)



PHILIPPINES

- Population: 107,668,231 (2014 est.)

Types of Abuse	Total	Male	Female
1. Abandoned	884	511	373
2. Neglected	2,327	1,192	1,135
3. Sexually Abused	1,401	29	1,372
3.1 Rape	885	15	870
3.2 Incest	401	9	392
3.3 Acts of Lasciviousness	115	5	110
4. Sexually Exploited	116	4	112
4.1 Victims of Prostitution	47	0	47
4.2 Victims of Pedophilia	34	1	33
4.3 Victims of Pornography	2	0	2
4.4 Victims of Cyber Pornography	33	3	30

Source: PPB-DSWD, CY 2011, Preliminary, as of Feb. 2012)

LOVE146
END CHILD TRAFFICKING AND EXPLOITATION



Julias.



“They Didn’t Help Me;
They Shamed Me.”

Exploring the vulnerabilities of
street-working boys in Manila

Sampling

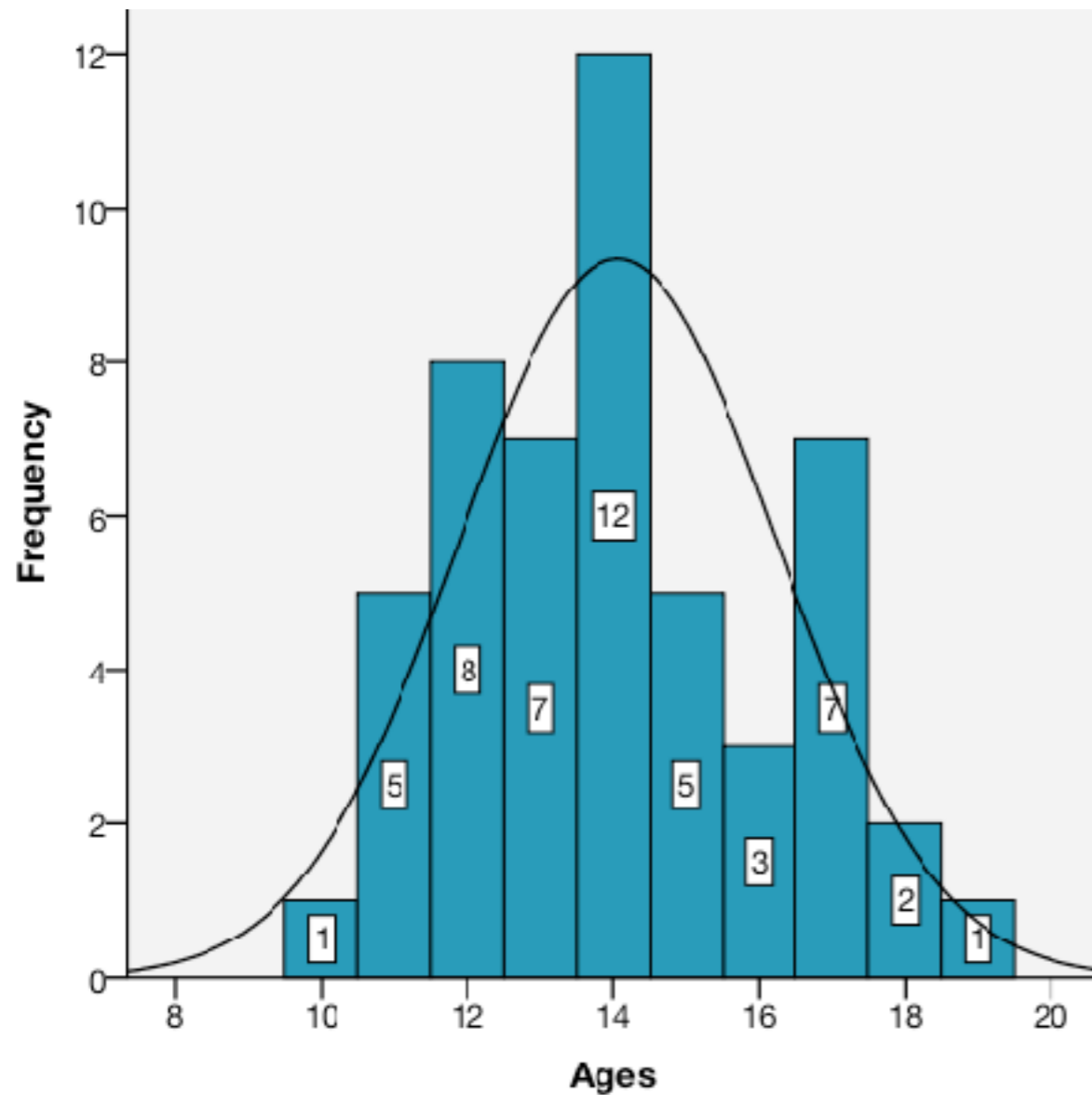
- **Interviews Conducted:** July 1, 2014 - August 19, 2014
- **51 street working or street living boys** living or working on the streets of Manila
- **Purposive and “Snowballing”** research methodologies used to gather respondents.
- All interviews were conducted by social workers or child-protection workers from one of three partnering organizations:
 - Bahay Tuluyan
 - Kanlungan Sa ErMa
 - Onesimo Bulilit Foundation

Ethical Considerations

- Interviewers/field researchers were carefully trained using UNIAP “Ethical Guidelines for Human Trafficking Research” (2008).
- References for sexual health, counseling services, and legal aid were made available to respondents who needed them.
- After explanation of the study’s aims and purpose, boys could choose to participate in the interview
- During the interview, respondents could skip any question or stop the interview at any time.
- Surveys were made to be age-appropriate, so as to avoid asking questions that may have been inappropriate for younger respondents (under the age of 12).

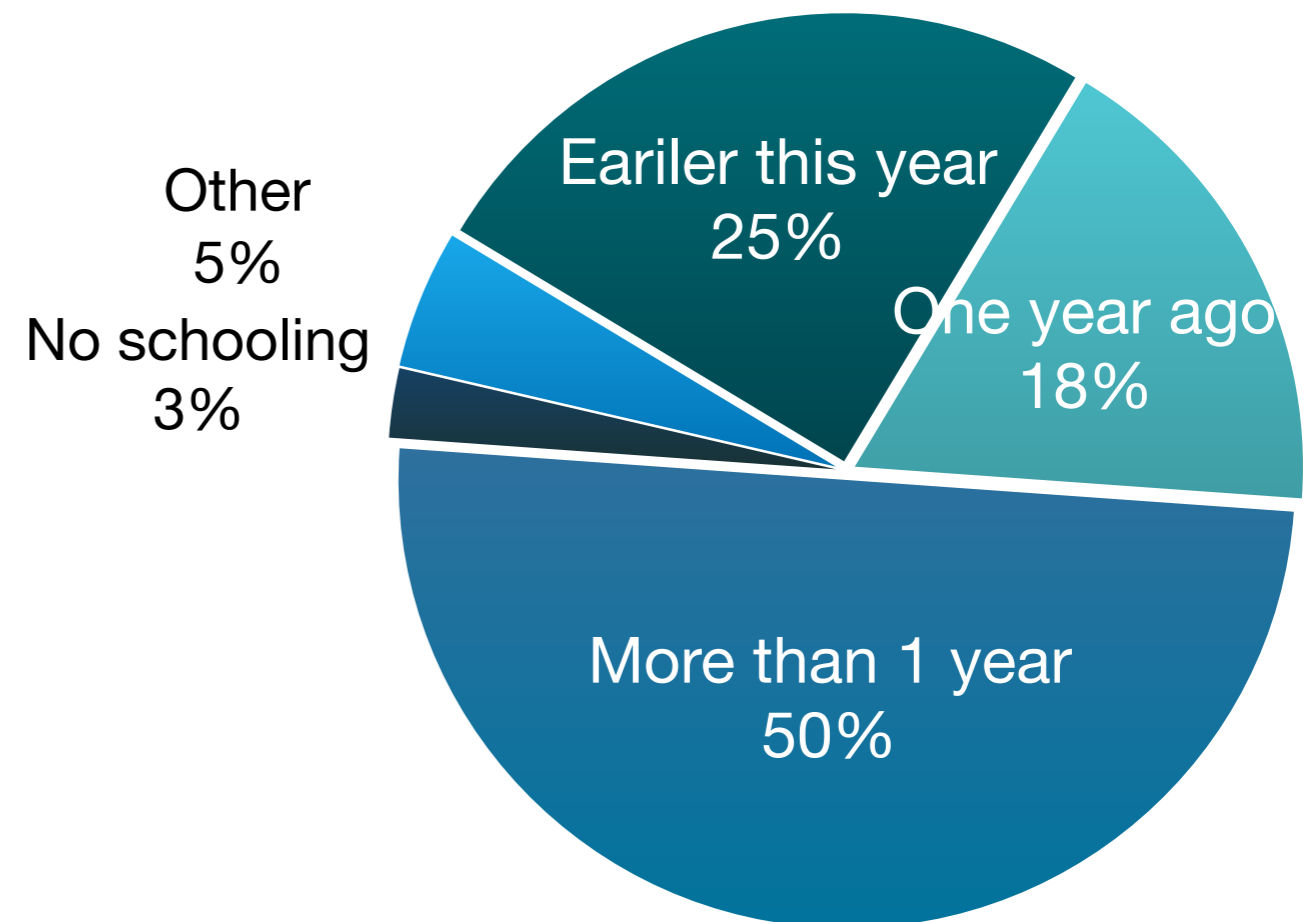
Demographics | Age & Education

Age Distribution



In School?	Freq	%
Yes	20	42%
No	28	58%
N=	48	100%

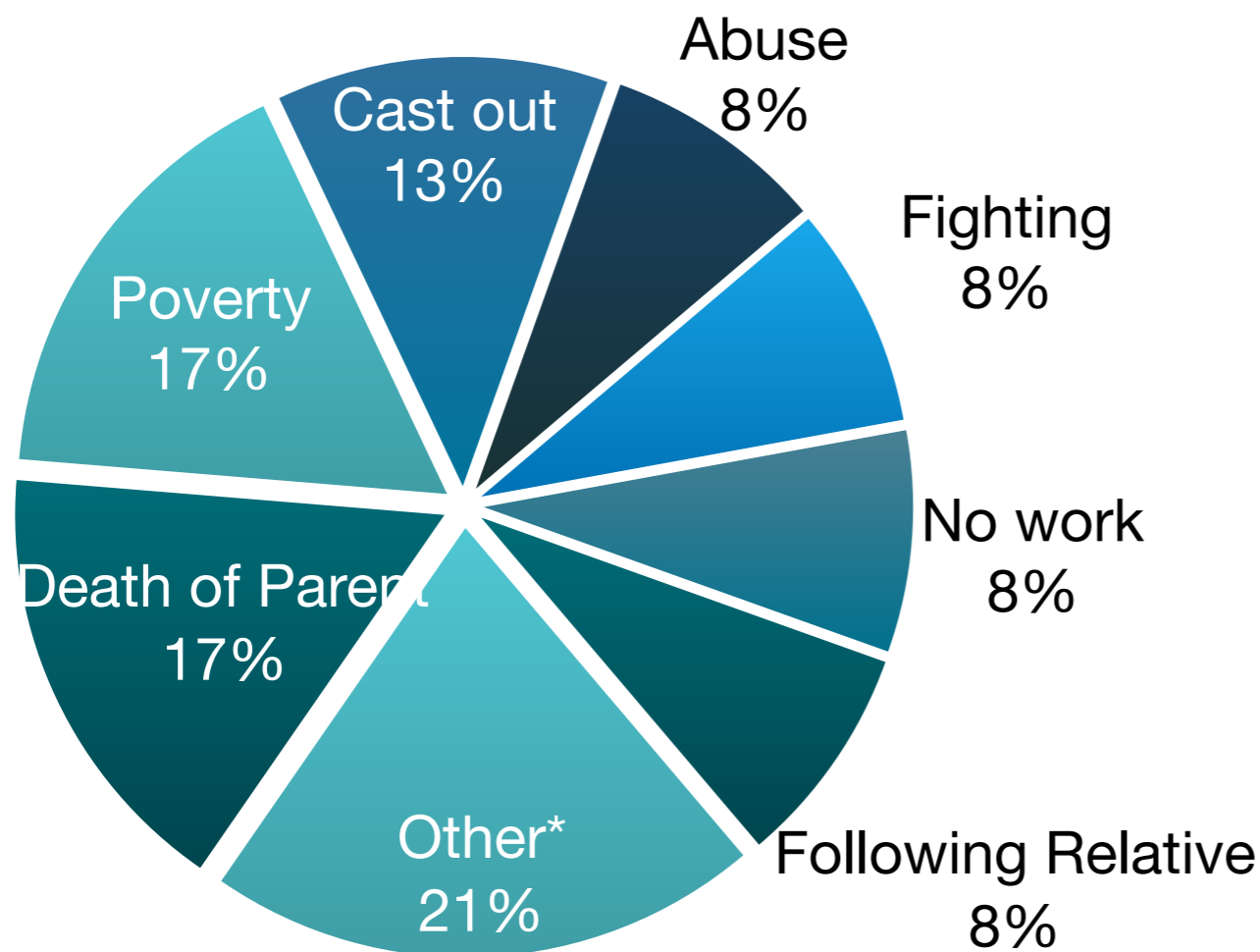
Time out of school:



Demographics | Migration & Housing

Migration from outside Manila

	Freq	%
Native	31	65%
Migrant	17	35%
N=	48	100%



59% live outside of a home or constructed shelter.

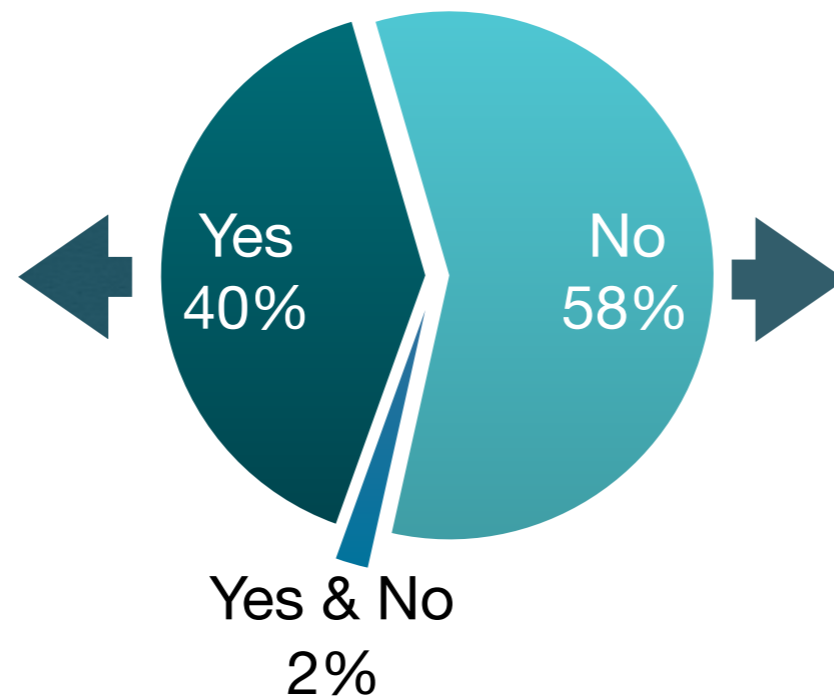
SHELTER TYPE	Freq.	%
Street (no shelter)	20	43%
On the street	18	39%
Under a bridge	2	4%
Constructed shelter	19	41%
Wood	9	20%
Cement	4	9%
Stone	4	9%
Burnt-out building	1	2%
Roof of squatter building	1	2%
Tent or temporary covering	6	13%
Tent on the street	5	11%
Cardboard shelter	1	2%
'Other'	1	2%
In a jeepney	1	2%
N= 46		

*Other category includes “evil” creatures” (1), “injury” (1), “traveling with fair” (1), “ran away” (1), and “separation of parents (1).

Living Situation | Safety

Do you feel safe in your community?

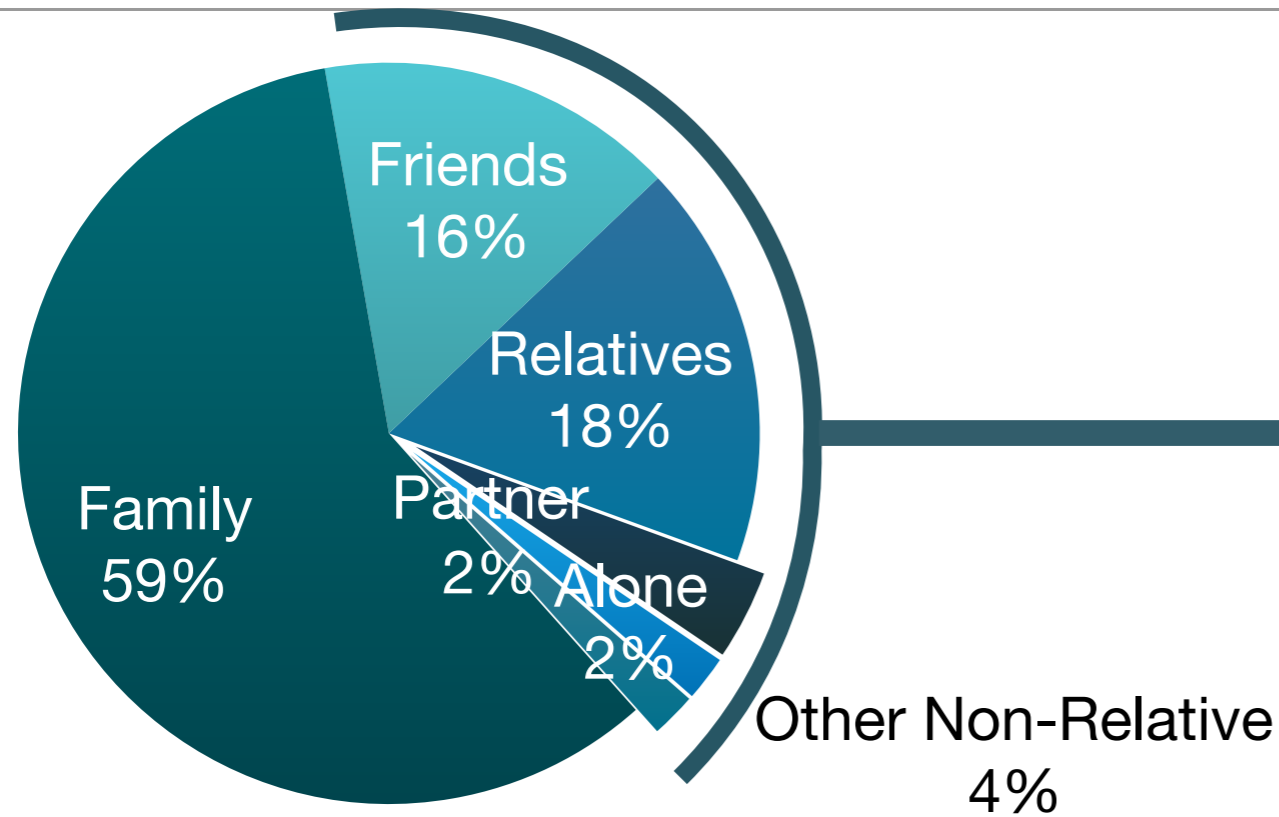
WHY SAFE	Freq	%
Friends/Community	4	18%
NGOs	1	5%
Undefined	17	77%



WHY NOT SAFE	Freq	%
Bullying	5	22%
Fighting/Rioting	4	17%
RAC / Huli	4	17%
Murder	2	9%
Sleeping on the streets	2	9%
"Things happen"	1	4%
Crazy people	1	4%
Learning "vices"	1	4%
Speaking Badly	1	4%
Thieves / Drugs	1	4%
Think I'm a theif	1	4%

Relationships

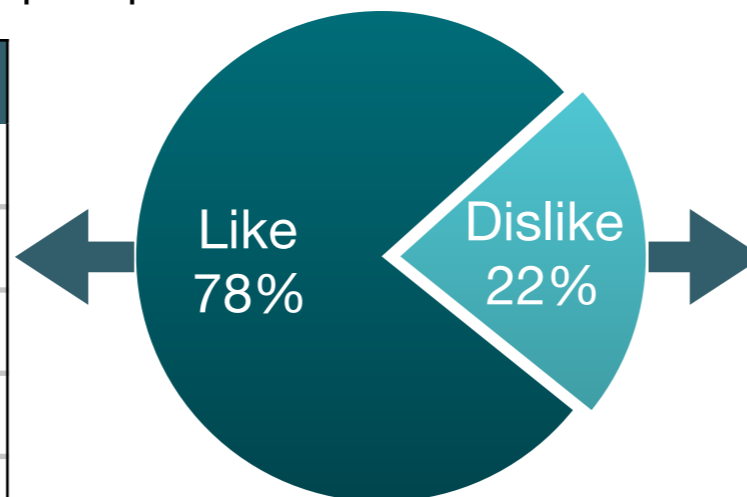
| Who are you living with?



WHY FAMILY ABSENT	Freq	%
Undefined	4	33%
Abuse	3	25%
Don't care	3	25%
No Home	1	8%
Separated parents	1	8%
N=	12	

“Do you like living with these people?”

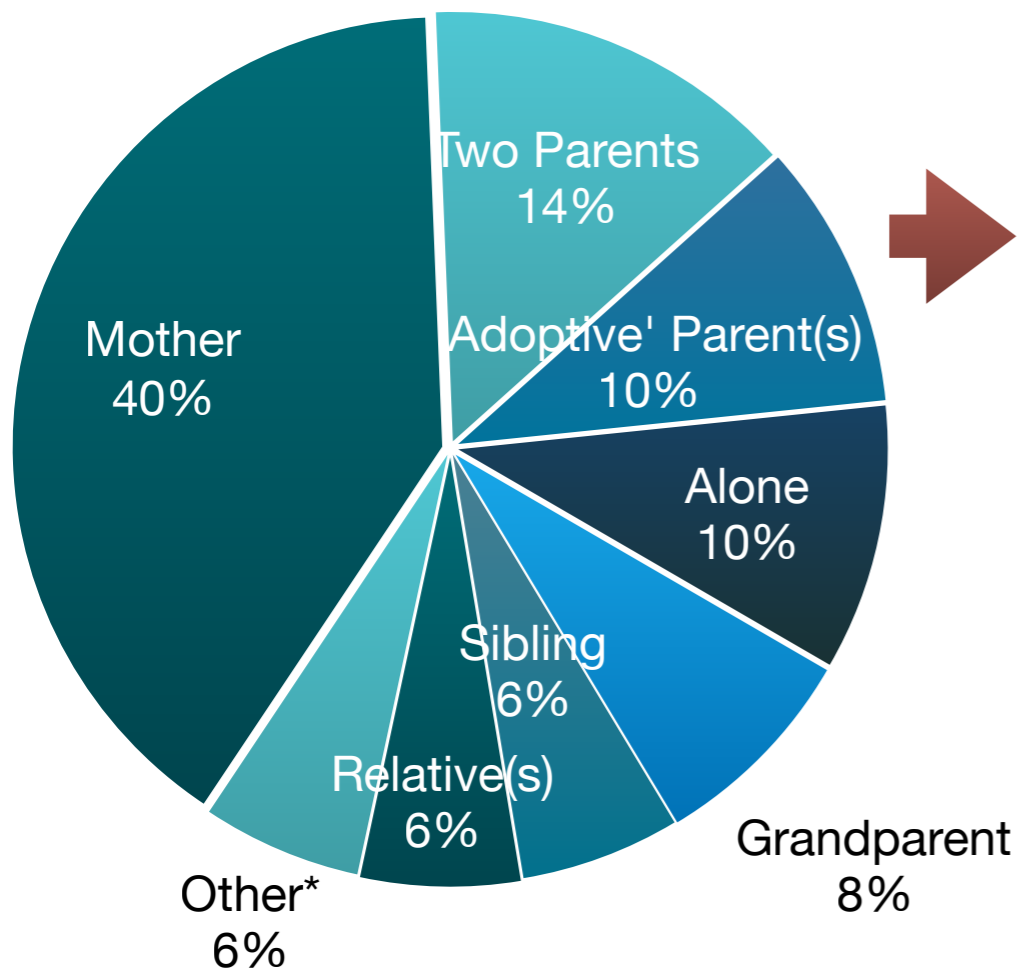
WHY LIKE	Fr	%
Happy	9	26%
Because we're family	8	24%
Care / Raising	5	15%
Love	3	9%
Help me	2	6%
Other	7	21%



WHY DISLIKE	Freq	%
Don't care for me	2	20%
Prefers family	2	20%
Abandonment	1	10%
Drug use	1	10%
No Food	1	10%
Thieves	1	10%
Ugly 'attitudes' (Ugali)	1	10%
Withheld	1	10%

Relationships

Who takes care of you?



How often do you see them?		
Every day	34	77%
A few times in a week	6	14%
A few times in a month	1	2%
Something else**	3	7%

**Other' category includes: "father" (1), "friend" (1), and "various" (1).

CLOSEST	Freq	%
Mother	16	40%
Female Non-Rel.	6	15%
Male Non-Rel.	4	10%
Relative	4	10%
Father	3	8%

WHY	Freq	%
Caretaking	18	39%
Nice	5	11%
Love	4	9%
Undefined	4	9%
Non-violence	3	7%
Shelter	2	4%
Protection	2	4%
Other*	8	17%

LEAST CLOSE	Freq	%
Sibling(s)	10	24%
Father	8	20%
Female Non-	6	15%
None	5	12%
Specific Name	5	12%
Grandparent	2	5%

WHY	Freq	%
Abuse	12	36%
Fighting	6	18%
Forbidding	2	6%
Nagging	2	6%
Scolding	2	6%
Stealing	2	6%
Other*	7	21%

Work

Type & Entrance in Street Work

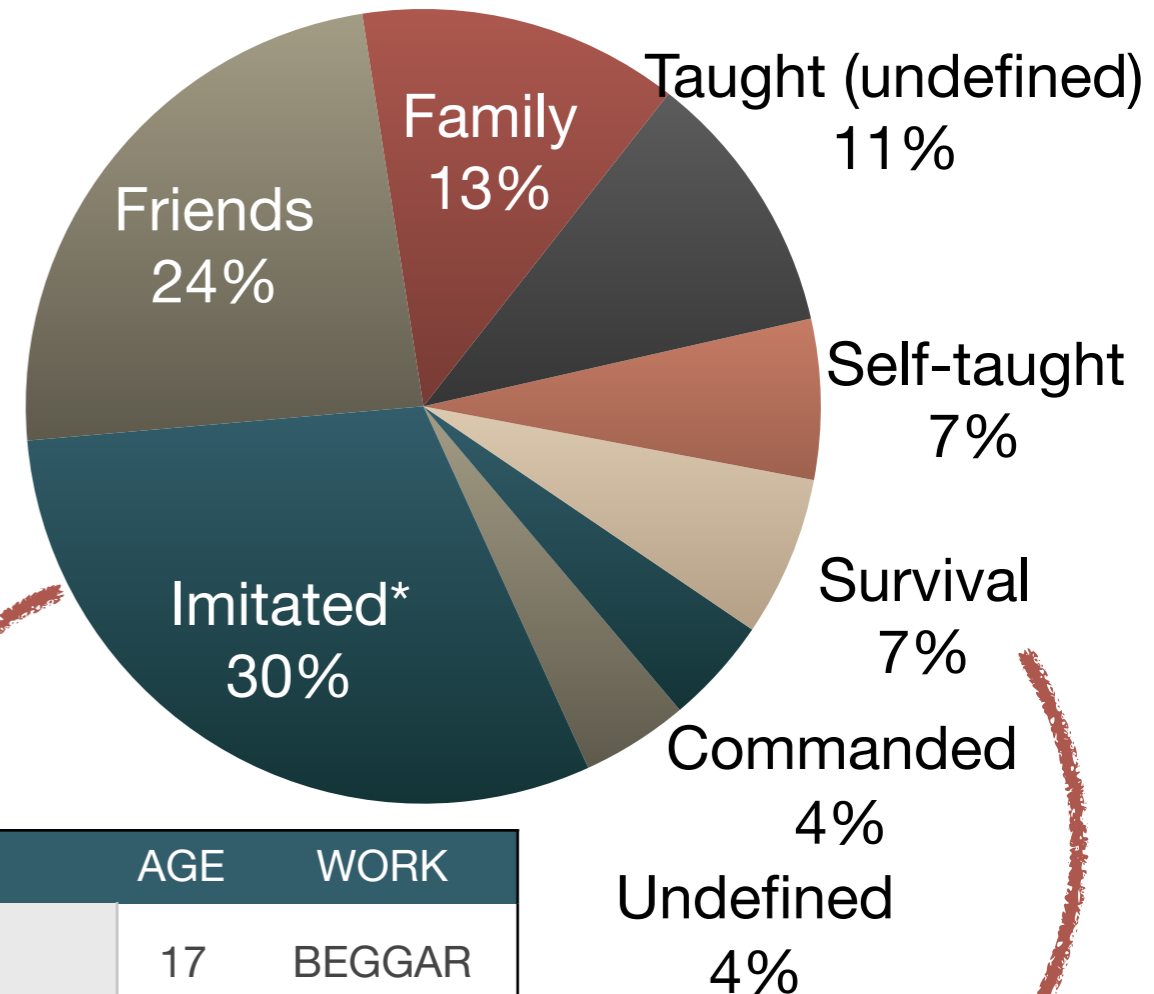
Type of Work	Freq	%
Begging	18	36%
Vendor*	7	14%
Assisting**	4	8%
Barking	4	8%
Car Wash	3	6%
Parking	3	6%
Trash-picking	3	6%
No work	2	4%
Tricycle	2	4%
Other	4	8%

Began street-work:

- Range = 2-17 years
- Average = 10 years

Years on street

- Range = 0-15 years
- Average = 5 years



Imitation	AGE	WORK
"I trled to copy other people with disabilities to beg for money."	17	BEGGAR
"I saw what the other children were doing and I just went along with what they were doing so that I could eat."	14	BEGGAR

41% cite that they have a sibling working in the same field of work

Survival / Self-Taught	AGE	WORK
"When I was left in Luneta"	17	BEGGAR
"I was just hungry"	10	BEGGAR
"When they threw me out of the house"	11	BEGGAR

* 'Vendor' category includes:

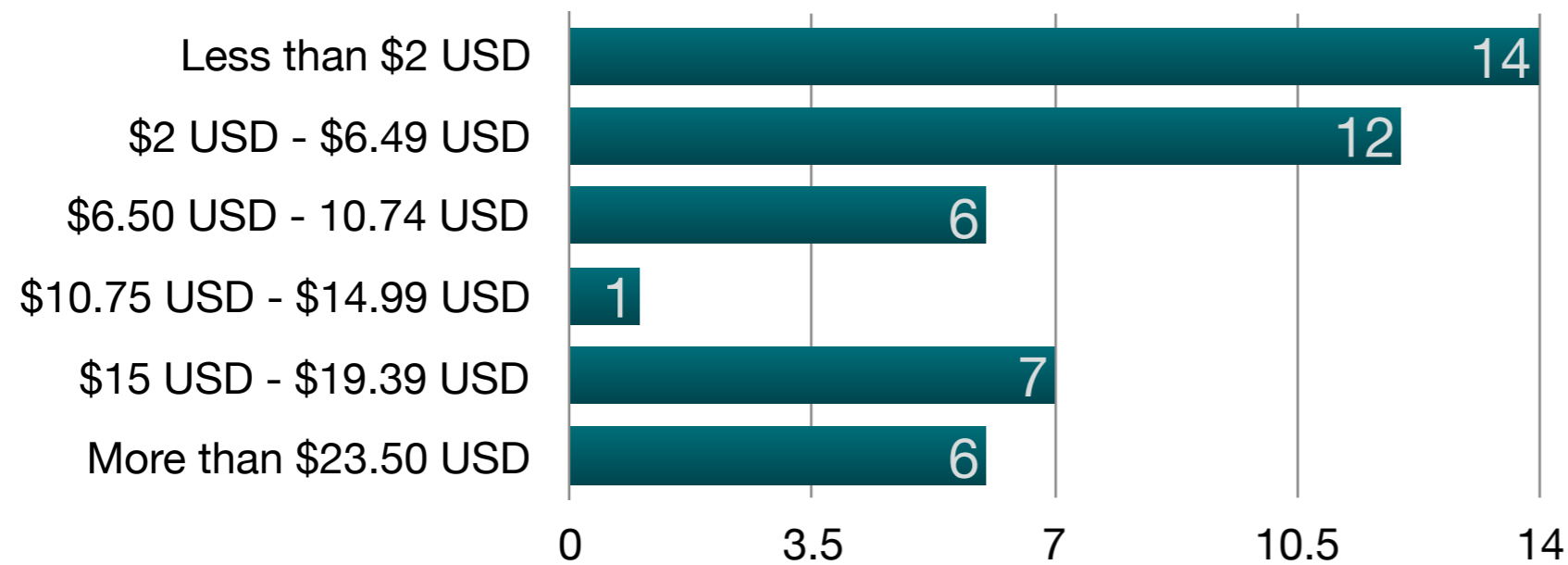
Selling Flowers (3), Selling Cigarettes (1), Plastic bags (1), Vegetables (1), Undefined (1).

* 'Assisting' category includes:

Watching CR (1), Juice stand (1), Lugawan (1), Watch repair shop (1).

Work | Earnings & Debts

Earnings in the past week

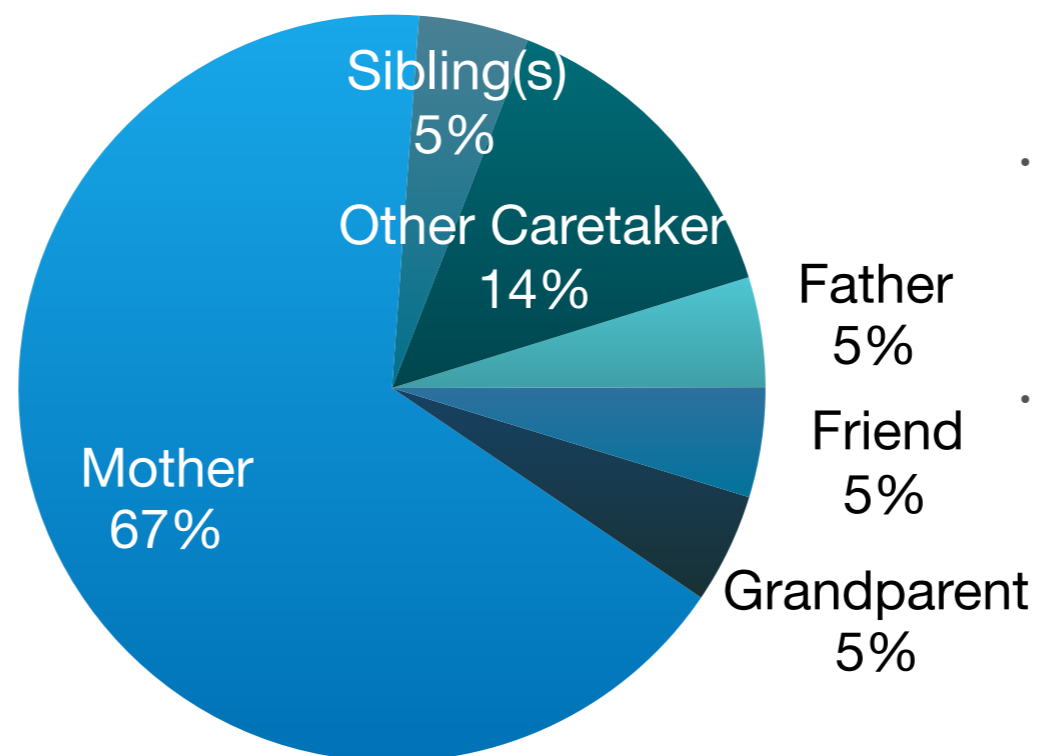


Those earning more than \$23.50 in the past week includes:

Beggar (4), Thief (1), Cigarette Vendor (1).

The respondent citing the highest earnings also cites being filmed (along with his brother) for child pornography, although it is uncertain if this is the source of the unusually high earnings.

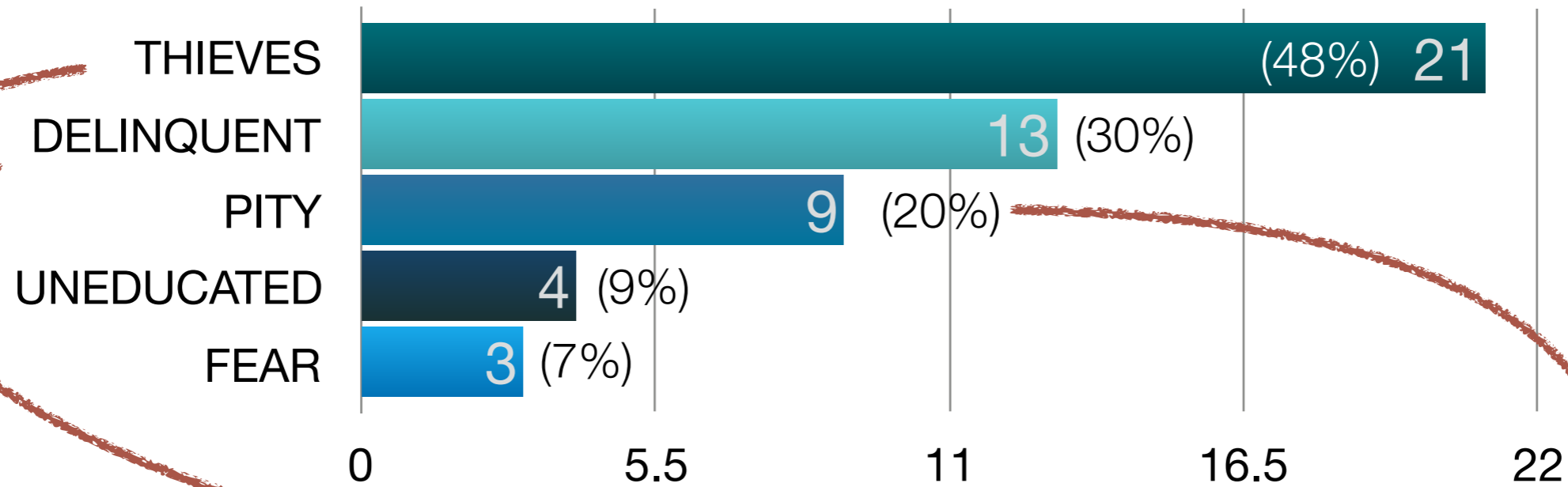
EARNINGS (PAST WEEK)	
Mean:	\$11 USD
Std. Deviation:	\$24 USD
Range:	\$150 USD
Minimum:	\$0 USD
Maximum:	\$150 USD



- **47% of respondents** cite that they give their income to someone else.
- Of those who give their income away, **85% of respondents** cite that their income is given to their caretaker

Stigma & Discrimination

“What do people think about boys who work on the streets?”



#	Quote	Age	Work
39	“They think I'm an addict, a pickpocket, and that I have no education.”	13	Begging
42	“For them, we are bad people who use illegal drugs.”	16	Vendor
30	“They think that we have no direction in life. Loiterers and that we are going to get sick.”	15	Car Wash

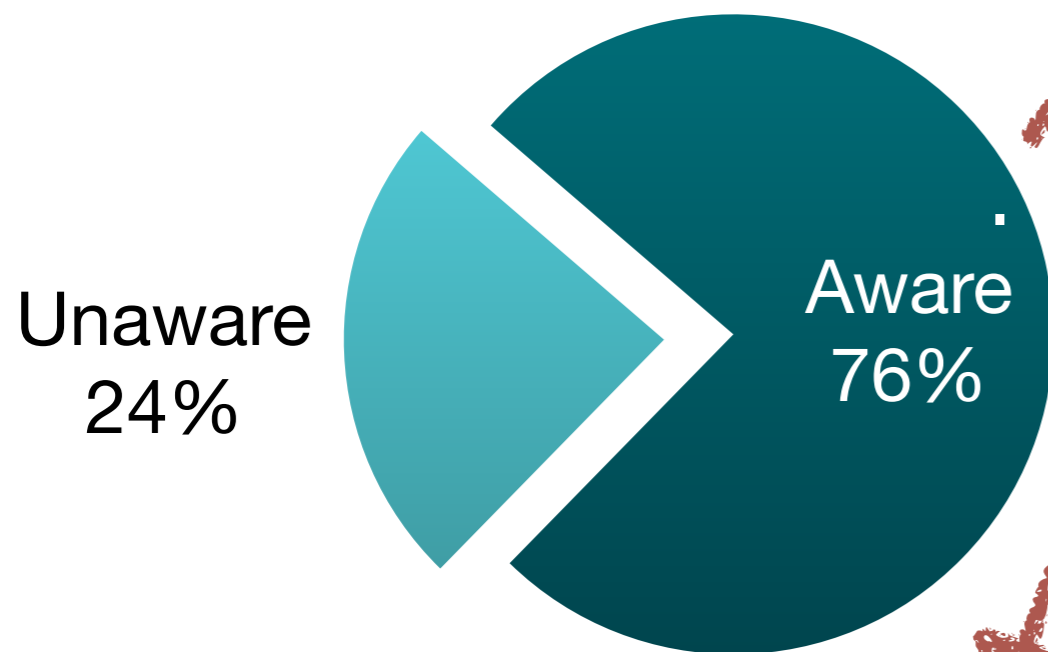
#	Quote	Age	Work
1	“They think that we are thieves and that the flowers are a part of the act.”	17	Vendor
4	“Sometimes they are afraid of us. They mostly think that we are thieves. They avoid us.”	17	Thief

#	Quote	Age	Work
44	In my mind, they think that we were abandoned by our parents.	19	Vendor
24	Ashamed because we are lying down on the street.	13	Parking
19	They have pity on us. Drinking and doing drugs.	12	Begging

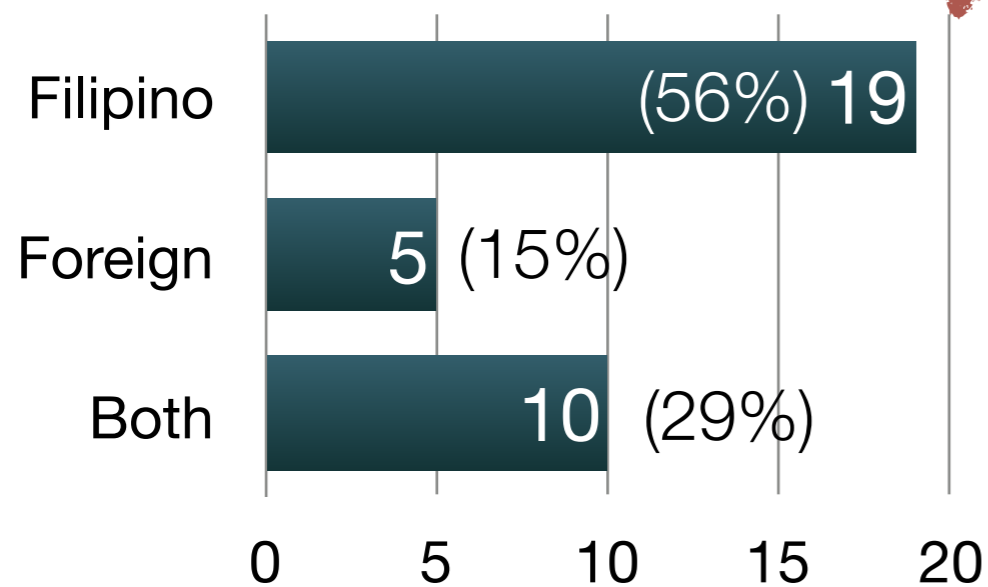
Sexual Abuse

Awareness & Perceptions

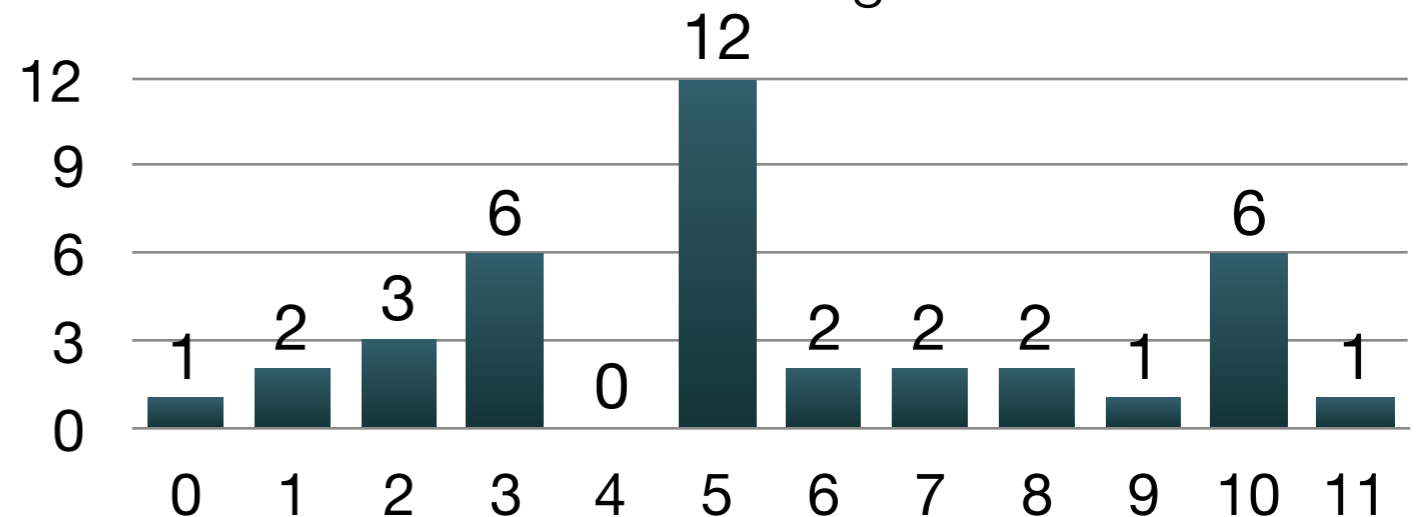
Are you aware of boys who are asked by adults to do sexual things?



Location Seen	Freq	%
Baywalk	7	28%
Plaza Morgia (Tondo)	5	20%
Quirino	4	16%
Vito Cruz	2	8%
Remedios Circle	2	8%
Pedro Gil	2	8%
Robinson's (Malate)	1	4%
John's Bridge	1	4%
"Everywhere"	1	4%



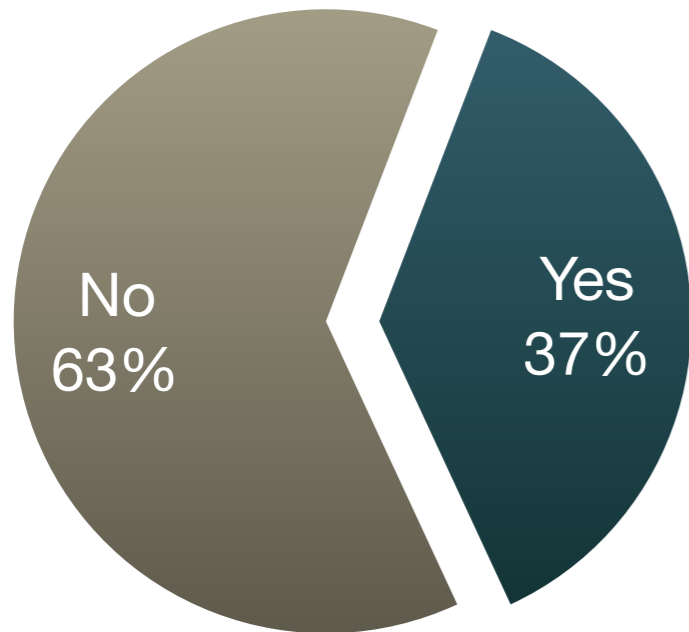
How many boys (in 10) do you think are asked to do these things with adults?



Sexual Abuse

| Personal Experience(s)

Has an adult ever forced you to do something that you did not want to do?



#	Quote	Age	Age Occurred	Work
2	A 29 year old, sucking and playing with penis	17	9	Beggar
3	I go with the foreigners near the stones and they ask me, " pull down your shorts". But I don't want to.	16	12	Vendor
43	Asked me to put their penis in my mouth	11	-	Beggar
15	They wanted to suck my genitals but I didn't allow it.	14	13	Assisting

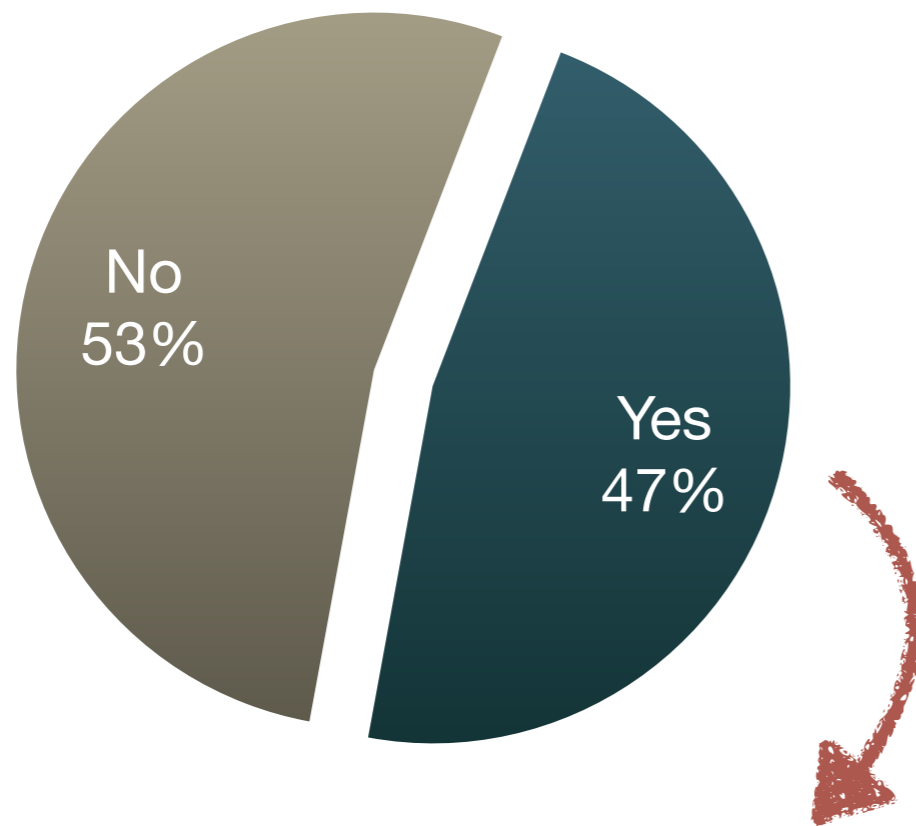
#	Quote	Age	Work
12	He commanded me to take the money of another child at school.	14	Vendor
45	There are adults who commanded me to steal.	12	Beggar
4	They make me steal things	17	Theif

	Freq	%
Sexual	11	65%
Forcing to Steal	3	18%
Drugs	2	12%
Undefined	1	6%

Sexual Abuse

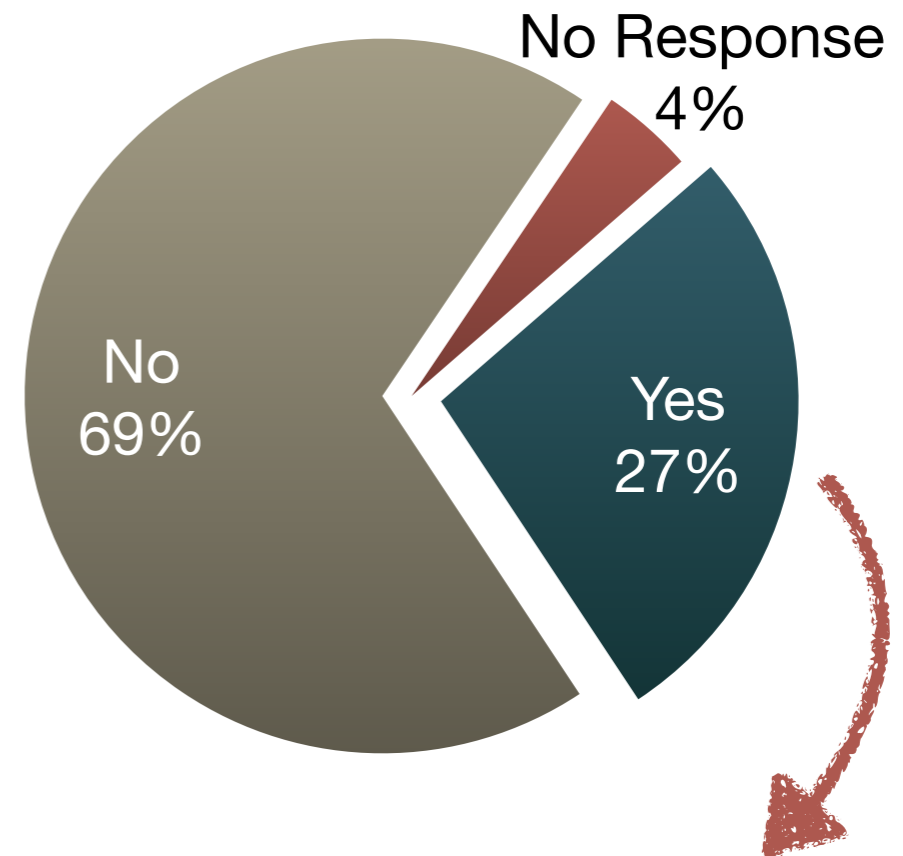
Awareness & Perceptions

Has an adult ever touched you in the genital area?



	Freq	%
1-5 times	13	72%
More than 10times	3	17%
All the time / Regularly	2	11%

Have they done more than just touch you?

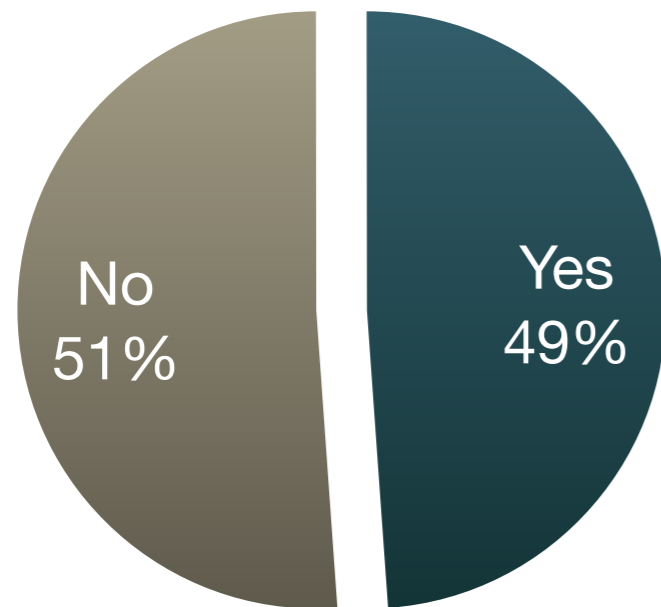


	Freq	%
Oral Sex	4	31%
Kissing	2	15%
Intercourse	1	8%
Physical Abuse	1	8%
No Response	5	38%
N=	13	

Sexual Abuse


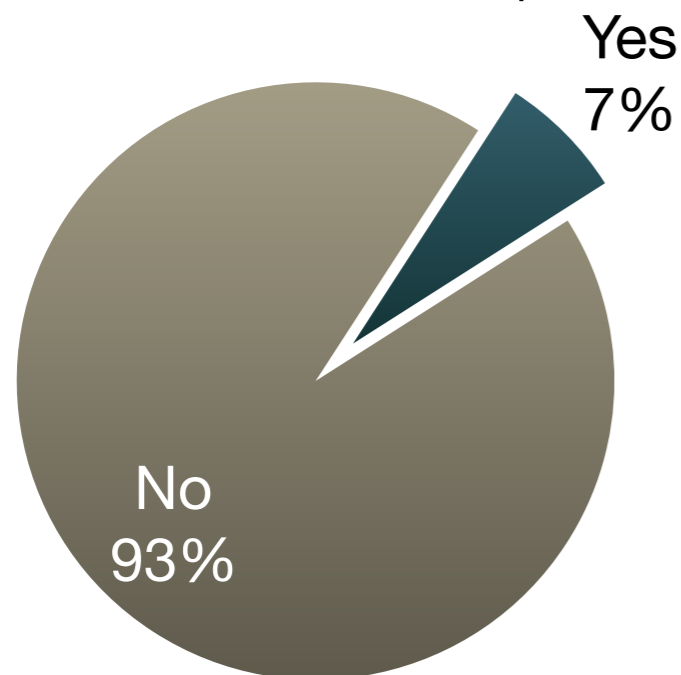
| Pornography

Shown porn by an adult:



#	Quote	Age	Who?
R3	"An old gay man on his phone. He showed me pictures of naked men."	16	Stranger
R42	Girls and gays from Baywalk	16	Community Member
R5	Carwash attendant in Tondo. Showed me naked women.	14	Stranger

Been filmed for 'porn':



#	Quote	Age	Who?
R18	"When I was bathing in the creek someone that I didn't know was taking pictures of me."	13	Stranger
R22	"June 2014, while I was sleeping, there was a person who put his hand down my shorts and videoed it."	18	'Undefined'
R26	"The 'gay person' beneath us asked to take nude pictures of my brother and I."	17	Community Member

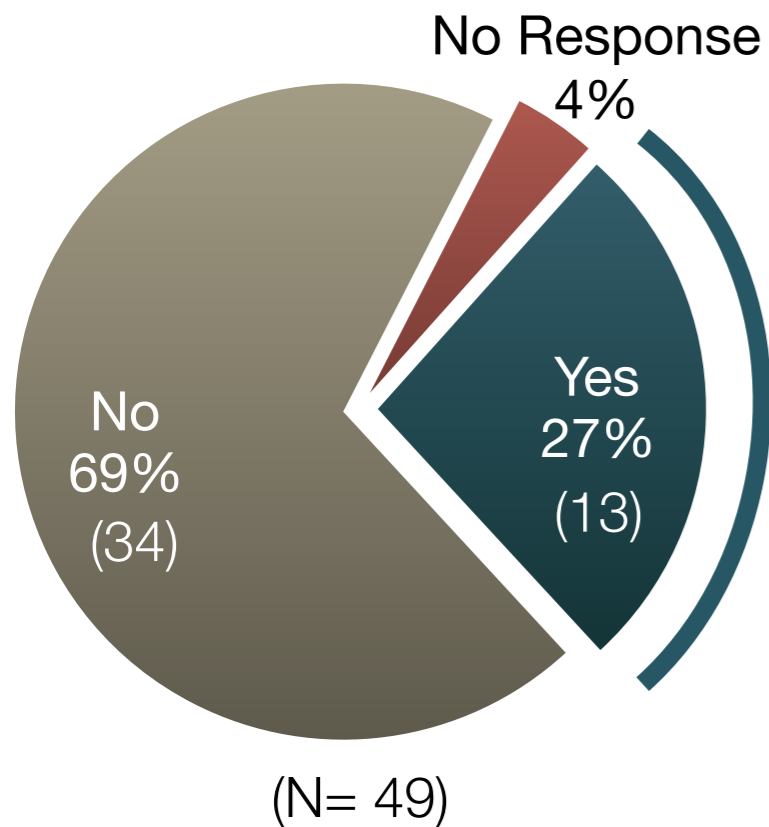
DSWD Statistics (2011)

Types of Abuse	Total	Male	Female
1. Abandoned	884	511	373
2. Neglected	2,327	1,192	1,135
3. Sexually Abused	1,401	29	1,372
3.1 Rape	885	15	870
3.2 Incest	401	9	392
3.3 Acts of Lasciviousness	115	5	110
4. Sexually Exploited	116	4	112
4.1 Victims of Prostitution	47	0	47
4.2 Victims of Pedophilia	34	1	33
4.3 Victims of Pornography	2	0	2
4.4 Victims of Cyber Pornography	33	3	30

Source: PPB-DSWD, CY 2011, Preliminary, as of Feb. 2012)

In a sampling of 51 boys, this study found **more disclosures** (33 cases) of sexual abuse of boys than were reported within **the entire nation** for the year 2011.

CSEC | Commercial Sexual Exploitation



Money to Respondent		
Yes	12	24%
Declined	0	0%

Money to Family		
Yes	0	0%
Declined	3	6%

Money to Other		
Yes	4	8%
Declined	6	12%

Money: 100PHP (2), 1000PHP
Food: Candy, Jolibee, other undefined
Gift: Toy

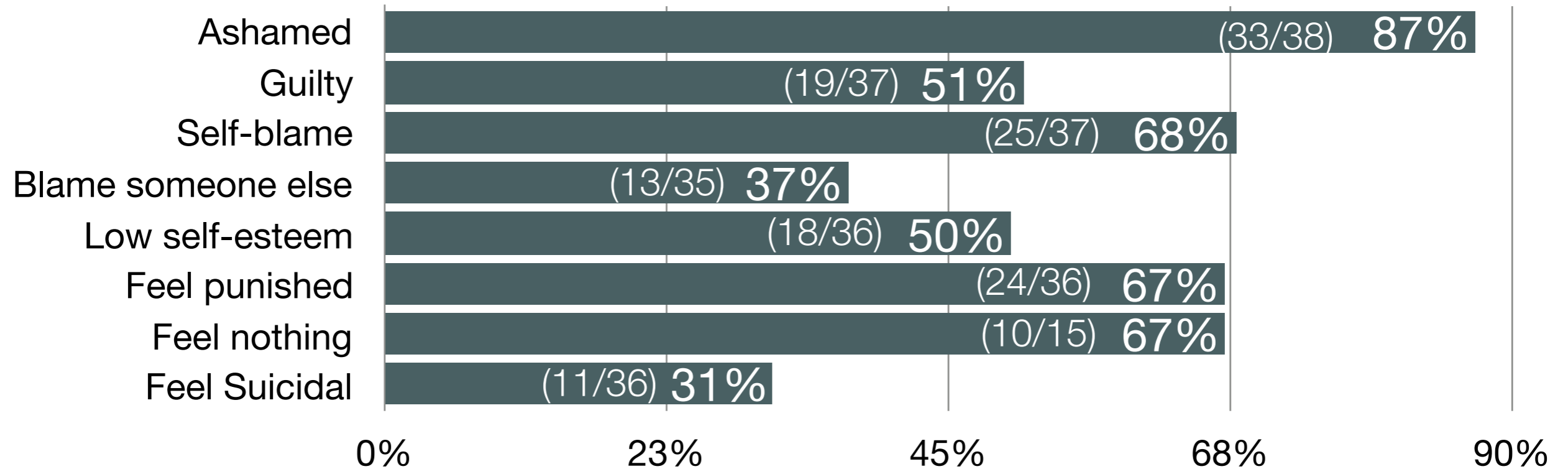
Money: Undefined
Food: Undefined

"(He gave me) a big Toblerone. I went to the [name redacted] Hotel with him. He had me take off all my clothes, and he took off his as well. We showered together. He put my penis into his mouth."

— R3, 16 years old, Flower Vendor

Personal Feelings

Stated Feelings (Past 12 Months)



Ashamed:

#	Quote	Age
1	I'm being shamed while I'm being beaten up, being yelled at and making a scene for other people to hear it.	17
21	When I beg.	11

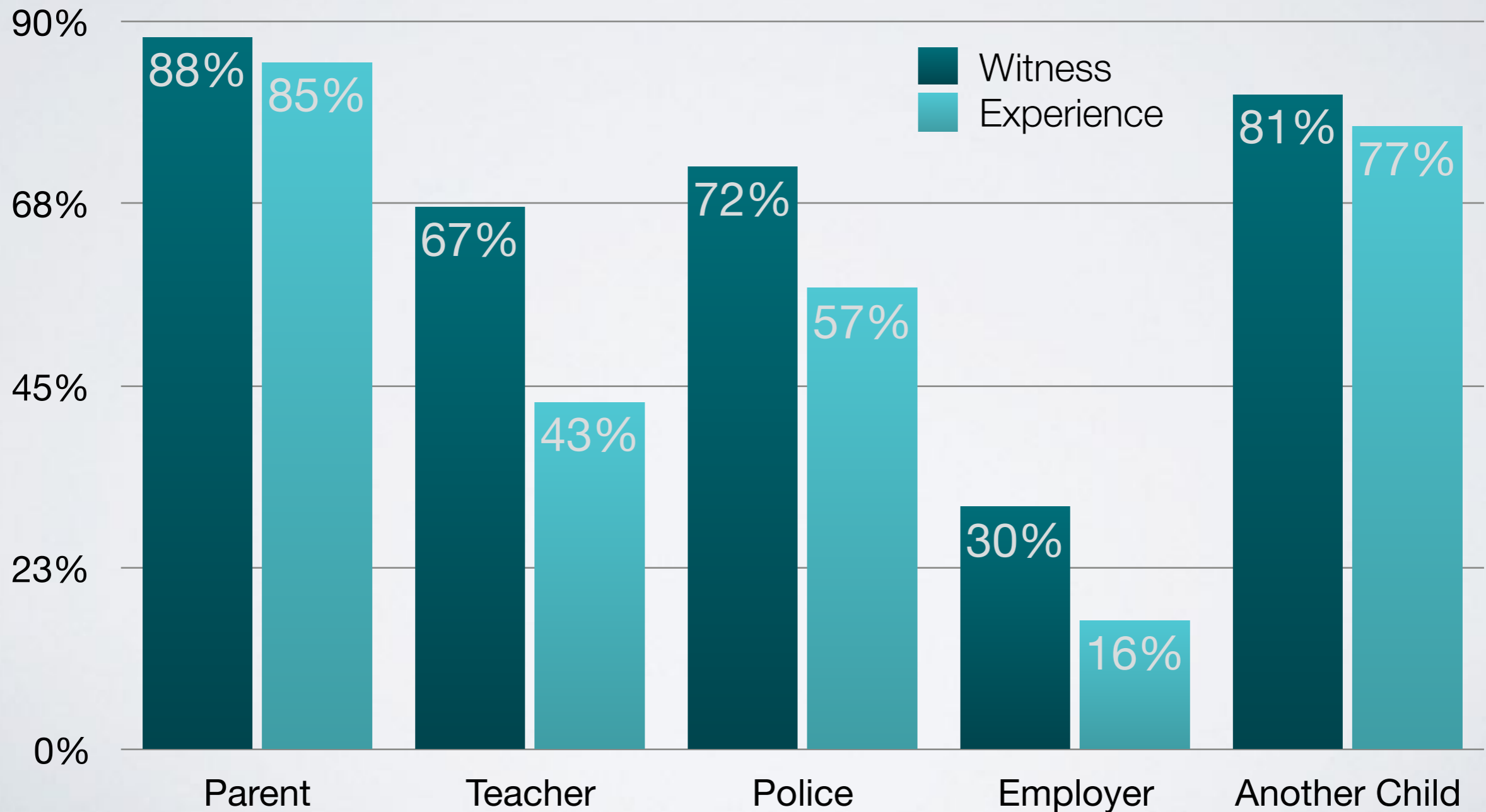
Suicidal:

#	Quote	Age
21	Because I'm always beat up at home.	11
17	If I don't like the things that I'm doing and dissappoint my parents.	29
46	Whenever my grandmother beats me	11



PHILIPPINES

Physical Abuse: Witness of & Experience



Physical Abuse | Abuse from Police

#	Quote	Age	Loc	Work
14	I woke up late in the streets so they kicked me in the face. I was confused. It also happened to me before that I was kicked in the side, I thought I was going to be salvaged.	18	-	No work
15	We were sleeping and all of a sudden they came up to us and beat up in the head.	14	Tondo	Assisting
17	If I do something wrong, I am beaten up, they throw things at me, hit me with things in order to get me to tell the truth.	14	Pedro Gil	Begging
24	The police accused me of stealing something, so they hit me with a baseball bat.	13	Tondo	Parking
27	The police kicked me, she slapped me in the face, stepped on my foot really hard and put me in handcuffs.	13	Remedios	Begging
41	They beat me in the head and arm with their batons. They also beat my legs and beats me with a 1 inch thick wood. They kick me using their hard shoes, inside the prison.	15	-	Anything
40	Electricuted me.	15	-	Barking
50	They beat me up here at the Paco police office. Suddenly the grabbed me and electricuted me because I had done something wrong.	17	Robinson	Barking
43	When Police officers go to the streets to do 'rescue' they drag me and use force.	11	-	Begging
45	The Police dragged me to bring me to RAC.	12	-	Begging



PHILIPPINES

An Unhelpful Dialogue (at best):

The majority of children visible on the streets are boys (about 70%). Girls are fewer because, among other reasons, they are generally helping younger siblings, they are usually hired as domestic helpers within private households, they are lured or trafficked into prostitution and are housed in brothels. It is speculated that the male child is expected to do less work at home than the female child.¹⁹

In 1995, girls made up nearly half (50%) of the total child population of the Philippines. It is projected that their number will grow to 17.4 million by 2005.

Thirty percent (30%) of the total street children population are girls. Their gender and situation on the streets render them more vulnerable to physical and sexual abuse/ exploitation than boys, who are better able to protect themselves. As a result, teen-age pregnancy (among girls aged 15-17) and sexually-transmitted diseases are common among street girls. However, there are not enough services or facilities that respond to medical and health needs of street girls.

A Situationer of Street Children in the Philippines. (2003, March 13). Presented at The Civil Society Forum on Promoting and Protecting the Rights of Street Children in Southeast Asia, Bangkok, Thailand.

1. THE VALUE OF
SMALLER BUT DEEPER RESEARCH

- Less focus on macro-level prevalence studies
- Understanding the value of mixed method research

2. THE VALUE OF
COLLABORATION
N & CO-LEARNING

- Listening
- Avoiding researcher egoism

3. THE VALUE OF A
HUMAN
FOCUS

- “Gender based violence” ≠ “violence against women”.
- Sharpening feminism, not detracting from it

CONTACT

Jarrett Davis

Philippines

Cambodia

Thailand

jarrett.d.davis@gmail.com