



Swansea University
Prifysgol Abertawe



Cronfa - Swansea University Open Access Repository

This is an author produced version of a paper published in:
Quarterly Journal of Experimental Psychology

Cronfa URL for this paper:
<http://cronfa.swan.ac.uk/Record/cronfa40789>

Paper:

Playfoot, D. & Izura, C. (2015). Spelling-to-sound correspondences affect acronym recognition processes. *Quarterly Journal of Experimental Psychology*, 68(5), 1026-1039.
<http://dx.doi.org/10.1080/17470218.2014.977304>

This item is brought to you by Swansea University. Any person downloading material is agreeing to abide by the terms of the repository licence. Copies of full text items may be used or reproduced in any format or medium, without prior permission for personal research or study, educational or non-commercial purposes only. The copyright for any work remains with the original author unless otherwise specified. The full-text must not be sold in any format or medium without the formal permission of the copyright holder.

Permission for multiple reproductions should be obtained from the original author.

Authors are personally responsible for adhering to copyright and publisher restrictions when uploading content to the repository.

<http://www.swansea.ac.uk/library/researchsupport/ris-support/>



Spelling to sound correspondences affect acronym recognition processes.

Journal:	<i>Quarterly Journal of Experimental Psychology</i>
Manuscript ID:	QJE-STD 14-006.R1
Manuscript Type:	Standard Article
Date Submitted by the Author:	n/a
Complete List of Authors:	Playfoot, David; Sheffield Hallam University, Department of Psychology, Sociology and Politics Izura, Cristina; Swansea University, Psychology
Keywords:	Acronyms, Lexical decision, Age of acquisition, Imageability, Frequency

SCHOLARONE™
Manuscripts

1
2
3 **Spelling to sound correspondences affect acronym recognition processes.**
4
5

6
7 **David Playfoot¹ and Cristina Izura²**
8
9

10
11 **¹Department of Psychology, Sociology and Politics, Sheffield Hallam University,**
12
13 **Collegiate Crescent, Sheffield, S10 2LD**
14
15

16
17
18 **²Department of Psychology, Swansea University, Singleton Park, Swansea, SA2 8PP**
19
20

21
22
23 **Short title: Acronym recognition processes**
24
25

26
27 **Corresponding author: David Playfoot, Department of Psychology, Sociology and**
28
29 **Politics, Sheffield Hallam University, Collegiate Crescent, Sheffield, S10 2LD**
30
31

32 **Email: d.playfoot@shu.ac.uk**
33
34
35
36

37 **Keywords: Acronyms, Age of Acquisition, Imageability, Frequency, Lexical Decision**
38
39
40
41
42
43
44
45
46
47
48
49
50
51
52
53
54
55
56
57
58
59
60

ABSTRACT

1
2
3
4
5
6
7
8
9
10
11
12
13
14
15
16
17
18
19
20
21
22
23
24
25
26
27
28
29
30
31
32
33
34
35
36
37
38
39
40
41
42
43
44
45
46
47
48
49
50
51
52
53
54
55
56
57
58
59
60

A large body of research has examined the factors which affect the speed with which words are recognised in lexical decision tasks. Nothing has yet been reported concerning the important factors in differentiating acronyms (e.g. BBC, HIV, NASA) from non-words. It appears that this task poses little problem for skilled readers, in spite of the fact that acronyms have uncommon, even illegal, spellings in English. We used regression techniques to examine the role of a number of lexical and non-lexical variables known to be important in word processing in relation to lexical decision for acronym targets. Findings indicated that acronym recognition is affected by age of acquisition and imageability. In a departure from findings in word recognition, acronym recognition was not affected by frequency. Lexical decision responses for acronyms were also affected by the relationship between spelling and sound - a pattern not usually observed in word recognition. We argue that the complexity of acronym recognition means that the process draws phonological information in addition to semantics.

1
2
3 While much is known about the processes involved in reading and recognising written words,
4 relatively little is known about acronyms (e.g. BBC, HIV, NASA). Having noted an
5 increased research interest in acronyms over the last few years, Izura and Playfoot (2012)
6 provided a detailed description of 146 acronyms in terms of their psycholinguistic
7 characteristics such that future studies could be subject to the same level of control as is
8 typical in studies of mainstream word reading. Subsequently we have examined the factors
9 which influence performance in acronym naming (Izura & Playfoot, 2012) and semantic
10 processing (Playfoot & Izura, 2013). An additional investigation of acronym characteristics
11 and the effect these have on reading aloud has recently been conducted in French (Bonin,
12 Meot, Millotte & Bugajska, 2014). In the above papers it was shown that acronym
13 processing was affected by broadly the same characteristics as mainstream words (e.g.
14 frequency, imageability, age of acquisition) but with some nuances which we have argued to
15 stem from the peculiar spelling to sound conversion inherent in acronyms. In this report we
16 continue to explore the influence of acronym characteristics (in this case frequency, age of
17 acquisition, imageability, orthographic neighbourhood, bigram frequency and length are
18 considered, as well as the relationship between print and pronunciation) on processing, this
19 time in relation to lexical decision performance. It was expected that some of the factors
20 commonly known to affect word recognition will also affect acronym identification while
21 acronyms idiosyncratic features (e.g., print to pronunciation patterns) might have a unique
22 role on acronym processing. The specific predictions relating to each variable are discussed
23 in more detail below.
24
25
26
27
28
29
30
31
32
33
34
35
36
37
38
39
40
41
42
43
44
45
46
47
48
49
50

51
52 In previous work (Izura & Playfoot, 2012; Playfoot, Izura & Tree, 2013), we have discussed
53 subtypes of acronyms which vary with regard to the relationship between spelling and sound.
54 The majority of acronyms are pronounced by naming each letter in turn (e.g. BBC, HIV).
55
56
57
58
59
60

1
2
3 We therefore describe this as the *typical* acronym pronunciation. A subset of acronyms (e.g.
4
5 NASA) is pronounced following a more word-like pronunciation which Izura and Playfoot
6
7 (2012) referred to as *atypical*. Further, acronyms differ in terms of the ambiguity of their
8
9 print to pronunciation pattern. For acronyms which comprise consonants alone there is no
10
11 question as to pronunciation – naming each letter in turn is the only way to generate a
12
13 sensible output. Thus acronyms like BBC are described as unambiguous. When acronyms
14
15 contain consonants and vowels they may be pronounced a letter at a time (HIV) or as a whole
16
17 (NASA). There is nothing about the specific orthography that indicates which of these
18
19 pronunciations is appropriate. We therefore describe acronyms such as this as ambiguous.
20
21 Our examination of acronym characteristics in naming revealed that the effects of frequency,
22
23 age of acquisition and imageability differed between acronym subtypes (Izura & Playfoot,
24
25 2012). A similar interaction may be observed in the lexical decision task reported here in
26
27 spite of the fact that effects of spelling to sound correspondence are seldom reported in
28
29 lexical decision tasks with mainstream words. Evidence suggests that such effects can be
30
31 observed in word recognition if the stimulus items are particularly unusual with regard to the
32
33 relationship between spelling and sound (e.g. Parkin, 1982; Seidenberg, Waters &
34
35 Tanenhaus, 1984) or if the stimuli are low in frequency (Andrews, 1982; Seidenberg et al.,
36
37 1984). It is possible, therefore, that the peculiar combination of characteristics inherent in
38
39 acronyms may result in differences between ambiguous typical (HIV), ambiguous atypical
40
41 (NASA) and unambiguous typical (BBC) acronym subtypes in relation to overall response
42
43 times. Acronym print-to-pronunciation patterns might also modulate the effects of lexical
44
45 variables such as age of acquisition, imageability and frequency on acronym recognition
46
47
48
49
50
51
52
53
54
55
56
57
58
59
60

1
2
3 Perhaps the most complete model of reading and word recognition is the Dual Route
4 Cascaded model or DRC (Coltheart, Perry, Rastle, Langdon & Ziegler, 2001). This
5 belongs to a class of model which proposes that known words are represented in an
6 orthographic lexicon containing one node for each word in the vocabulary of the reader.
7 Localist theories, such as this, account simply for word recognition processes. Once a
8 letter string is presented a search of the orthographic lexicon begins. If a matching
9 representation is found then the letter string must be a word. The speed with which an
10 entry in the lexicon is accessed can be affected by a number of factors some of which
11 will be discussed further. Importantly, recognition of a word is reliant on the
12 orthographic lexicon, and orthographic information alone may be sufficient for an
13 entry to be activated above a criterion threshold for responding. An alternative class of
14 models, distributed connectionist models (e.g. Plaut et al., 1996; Harm & Seidenberg,
15 2004), posit that there is no orthographic lexicon but distributed representations.
16 Connectionist attempts to model word recognition have relied on the semantic system
17 (Plaut, 1997). One obvious problem with this account is that there are cases described
18 in the neuropsychological literature that exhibit deficits in semantic processing without
19 any significant decrease in the ability to perform lexical decision (e.g. the 6 cases
20 highlighted by Coltheart, 2004). In attempting to rebut this criticism, Rogers, Lambon
21 Ralph, Hodges and Patterson (2004) argued semantic deficits may only cause a problem
22 when the stimuli were low in orthographic typicality. Rogers et al (2004) demonstrated
23 that the lexical decision responses of participants with severe semantic impairment were
24 less accurate than those with relatively mild damage to the semantic system, but only
25 when target words were low in frequency or had unusual spellings. Essentially, a
26 greater reliance is placed on the semantic system when the stimulus is difficult to
27 process in terms of its orthography, and hence a smaller degradation of the semantic

1
2
3 **system was required before errors occurred. We will revisit this in more detail below,**
4
5 **but if Rogers et al.'s (2004) assumption is correct, then the unusual spelling patterns of**
6
7 **acronyms would be likely to increase the demand on the semantic system when**
8
9 **performing lexical decision. The DRC model, on the other hand, would not necessarily**
10
11 **implicate semantic activation in successful lexical decision responses.**
12
13

14
15
16 The frequency effect is perhaps the most common finding in the word recognition literature
17
18 (Monsell, 1991). High frequency words are recognised faster than low frequency words in
19
20 the lexical decision task (Connine, Mullenix, Shernoff, & Yelen, 1990; Fredriksen & Kroll,
21
22 1976; Hino & Lupker, 2000; Hudson & Bergman, 1985; Turner, Valentine & Ellis, 1998).
23
24 The consensus is that words encountered often are somehow easier to retrieve. It is argued
25
26 that high frequency words have a higher level of resting activation than low frequency words
27
28 and that they therefore require less additional activation before recognition. As acronyms
29
30 have lexical representations (Brysbaert, Speybroeck & Vanderelst, 2009) frequency effects
31
32 should be observed in lexical decision responses. As mentioned above, interactions between
33
34 frequency and spelling to sound correspondences have been observed in lexical decision tasks
35
36 (Seidenberg et al., 1984) and similar interactions are expected here.
37
38
39
40
41

42
43 Age of acquisition (AoA) effects are prominent in studies using the lexical decision task (e.g.
44
45 Butler & Hains, 1979; Cortese & Schock, 2013; Morrison & Ellis, 1995; Morrison & Ellis,
46
47 2000). The common finding is that words which were learned early in life are recognised
48
49 more quickly than late acquired words. Ellis and Lambon-Ralph (2000) suggested that AoA
50
51 effects are likely to be observed when the mapping between a stimulus (e.g. a written word)
52
53 and the required output (e.g. its pronunciation) is arbitrary. The consequence of this arbitrary
54
55 link is that words learned later in life cannot benefit from knowledge that the individual has
56
57
58
59
60

1
2
3 already acquired. Spelling to meaning mappings are less predictable than those between
4
5 spelling and sound. Thus late acquired words (or acronyms) are unable to draw on previously
6
7 acquired information and significant effects of age of acquisition should be exhibited in
8
9 lexical decision performance. An alternative hypothesis is that AoA effects have a semantic
10
11 root (Brysbaert, Van Wijnendaele, & De Deyne, 2000; Cortese & Khanna, 2007). Brysbaert
12
13 et al (2000) proposed that late acquired words are learned by relating the new concept to a
14
15 previously existing conceptual representation. As a result of this learning process the early
16
17 acquired words have more conceptual connections than late acquired words. This highly
18
19 populated network benefits recognition and production. As acronyms are frequently coined
20
21 to abbreviate a novel concept at the cutting edge of science or technology, it may be
22
23 particularly difficult to relate a late acquired acronym to any existing representation in the
24
25 semantic system. Thus late acquired acronyms are unlikely to be accessed often, sharing few
26
27 connections with other words. Either of the above hypotheses would predict significant AoA
28
29 effects in acronym recognition. It is also possible that the relationships between spelling,
30
31 pronunciation and meaning for acronyms may be particularly arbitrary. This is especially
32
33 true, perhaps, for typically pronounced ambiguous acronyms (i.e. HIV) because the
34
35 translation from orthography to phonology is particularly irregular. Therefore possible
36
37 interactions between AoA and spelling to sound correspondences were explored.
38
39
40
41
42
43
44

45 The ease with which a stimulus evokes a mental image (imageability) has been consistently
46
47 reported to affect responses in the lexical decision task. Greater accuracy and faster responses
48
49 are normally found for highly imageable words (e.g. Balota, Cortese, Sergent-Marshall,
50
51 Spieler & Yap, 2004; Cortese & Khanna, 2007; Cortese & Schock, 2013), especially when
52
53 the words are of low frequency. High frequency words are recognized so fast that
54
55 imageability does not have the opportunity to show its influence. However, low frequency
56
57
58
59
60

1
2
3 words take longer to be recognized and therefore they are able to benefit recognition from
4 semantic activation. Plaut and Shallice (1993) argued that highly imageable words have
5 richer semantic representations than low imageable words. Thus low frequency but high
6 imageable words receive more semantic input than low imageable words, and recognition
7 times are faster as a result. Acronyms are also likely to benefit from being imageable,
8 particularly as their orthography is so uncommon in English. Highly imageable acronyms are
9 predicted to elicit faster recognition times than their less imageable counterparts. James
10 (1975) indicated that concreteness (a variable which is strongly correlated with imageability)
11 had a greater impact on lexical decision latencies when the non-words were pronounceable
12 than when they were not. This suggests that the level of lexical activation that is required is
13 dependent on the experimental context. In the case of acronyms, where the majority of the
14 nonwords were unpronounceable there may be reduced imageability effects or interesting
15 interactions between acronym subtype and imageability. **This would also be expected**
16 **following the predictions of Rogers et al (2004) with regard to the differential reliance**
17 **on the semantic system in lexical decision tasks contingent on the level of orthographic**
18 **typicality.**

19
20
21
22
23
24
25
26
27
28
29
30
31
32
33
34
35
36
37
38
39
40
41 **Orthographic neighbourhood (commonly referred to as "N"; Coltheart, Davelaar,**
42 **Jonasson & Besner, 1977) is a metric of the similarity of the form of a written word to**
43 **other words in the language.** N is defined as the number of words that can be created by
44 changing a single letter in a given word without altering the position of any of the other
45 letters. A number of studies (Andrews, 1989; 1992; Forster & Shen, 1996; Sears, Hino &
46 Lupker, 1995) reported that words with large N were recognised at shorter latencies than
47 words with few neighbours. Andrews (1989) suggested that neighbourhood size supports
48 sublexical spelling to sound mappings. Thus low frequency high N words receive additional
49
50
51
52
53
54
55
56
57
58
59
60

1
2
3 input from the sublexical route and recognition responses are facilitated. The same is
4
5 unlikely to be true for acronyms. It is rare for acronyms to share spelling to sound mappings
6
7 with their orthographic neighbours (EEG versus LEG). Sublexical processes would not help
8
9 in the recognition of acronyms. Thus it could be expected that N effects in lexical decision
10
11 for acronyms may be null or inhibitory. An alternative approach to measuring the similarity
12
13 between the orthographic forms of words is to consider the frequency with which pairs of
14
15 letters occur together in the English language. This is known as bigram frequency. In
16
17 general the evidence suggests that bigram frequency has little impact on word recognition
18
19 responses although some effects have been reported when the stimuli have been of low
20
21 frequency (Biederman, 1966; Broadbent & Rice, 1968; Rumelhart & Siple, 1974; Rice &
22
23 Robinson, 1975). In addition, the way in which acronyms are created often leads to strings in
24
25 which the letter patterns are unusual or even illegal (i.e. low in bigram frequency) suggesting
26
27 a low likelihood to observe bigram effects in acronym recognition.
28
29
30
31
32
33

34 **Increasing word length has generally been shown to increase response latency in word**
35 **recognition tasks although not always in a linear manner (Balota et al., 2004; New,**
36 **Ferrand, Pallier & Brysbaert, 2006).** However, a particularly relevant finding is reported
37
38 in New et al.'s (2006) analysis of lexical decision responses drawn from the English Lexicon
39
40 Project (Balota, Cortese, Hutchison, Neely, Nelson, Simpson, & Treiman, 2000). In analysis
41
42 3, New et al (2006) ran multiple regressions on successive pairs of word lengths (3-4 letters
43
44 up to 12-13 letters) and found that between 3 and 5 letters increasing word length was
45
46 facilitatory. Length effects were not significant from 5 to 8 letters, and each additional letter
47
48 then had an inhibitory effect. The majority of the acronyms considered here are between 3
49
50 and 5 letters in length (there is one 6 letter acronym, NASCAR), and hence it is possible that
51
52 a facilitatory word length effect will be observed in the lexical decision task. Specifically,
53
54
55
56
57
58
59
60

1
2
3 the finding reported by New et al. (2006) would lead to the prediction that acronyms
4
5 containing more letters may be recognised more quickly.
6
7

8 9 Method

10 11 12 13 Participants

14
15 Twenty students from Swansea University (5 male, 15 female) participated in this
16
17 experiment. Participants ranged in age from 18 to 24 years (mean 20 years), and all were
18
19 native English speakers. Participants had no impairments in reading or vision. Course credit
20
21 was offered as a reward for participation.
22
23
24

25 26 27 Materials

28
29
30
31 All 146 acronyms from Izura and Playfoot (2012) were used as targets in the lexical decision
32
33 task. The values for each of the variables considered were drawn from the database compiled
34
35 in the above paper. One hundred and forty six non-words and non-acronyms were also
36
37 created. Non-words were generated by changing one letter of an acronym or a mainstream
38
39 word. Non-words were between 3 and 5 letters in length (mean = 3.15). The same
40
41 proportion of non-words and acronyms were pronounceable as a word-like unit. Specifically,
42
43 85 non-words contained only consonants (as there were 85 unambiguous acronyms), and the
44
45 remaining 61 non-words comprised vowels and consonants in a plausible combination in
46
47 English.
48
49
50

51 52 53 54 Procedure

1
2
3 Stimuli were presented one at a time in black capital letters on a white screen (19-inch
4 monitor) in size 12, Times New Roman font. Trials were separated by a fixation cross which
5 appeared in the middle of the screen for 1500ms. An item appeared in the middle of the
6 screen and remained there until the participant made a response. Participant responses were
7 indicated via a 5 button serial response box. Participants were asked to press the rightmost
8 button with the right index finger if the item on the screen was an acronym and the leftmost
9 button using the left index finger if the item was a non-word or a non acronym. Trials were
10 randomised for each participant. This was controlled by E-Prime (Schneider, Eschmann &
11 Zuccolotto, 2002) using a Dell computer with an Intel Pentium 4 1.5 GHz processor. The
12 computer programme automatically logged reaction times and response accuracy.
13
14
15
16
17
18
19
20
21
22
23
24
25
26

27 Results

31 Reaction Times analyses

32
33
34 Three participants gave correct lexical decision responses to fewer than 75% of the acronyms
35 included in the task and were, therefore, excluded from further analyses. Errors (15.5%) and
36 responses detected more than 2.5 standard deviations above or below the mean (2.4%) were
37 removed from the analyses of the reaction times of the remaining 17 participants.
38
39
40
41
42
43 Correlations between harmonic means of response times, percentage accuracy and each of the
44 numerical variables considered in this study are presented in Table 1.
45
46
47
48

49
50 The negative correlation between imageability and reaction times indicates that highly
51 imageable acronyms have a tendency to be recognised with greater speed. Similarly, highly
52 imageable acronyms are recognised more accurately than acronyms which were low
53 imageability. This imageability effect in lexical decision has been commonly reported in
54
55
56
57
58
59
60

1
2
3 mainstream word recognition studies (e.g. Balota et al. 2004). Another characteristic of
4
5 words shown to correlate with lexical decision latency and accuracy is frequency, such that
6
7 responses to frequently occurring words were given quickly and accurately (Connine et al,
8
9 1990; Fredriksen & Kroll, 1976; Hudson & Bergman, 1985; Turner et al, 1998). This finding
10
11 is mirrored in the recognition of acronyms.
12
13

14
15
16 [Table 1 about here]
17
18
19

20
21 Accuracy correlated positively with rated and printed frequency measures meaning that high
22
23 frequency acronyms were recognised with greater accuracy than low frequency acronyms. In
24
25 addition, significant negative correlations with frequency were also observed in the reaction
26
27 time data, indicating that participants took longer to recognise low frequency than high
28
29 frequency acronyms. Reaction times and accuracy also correlated with age of acquisition
30
31 such that acronyms acquired early were recognised with greater accuracy and shorter
32
33 latencies than late acquired acronyms. These age of acquisition effects parallel the advantage
34
35 for early acquired words reported in the literature (Butler & Hains, 1979; Morrison & Ellis,
36
37 1995; Morrison and Ellis, 2000). Acronyms with high bigram frequency and those which had
38
39 more letters were more likely to be correctly recognised than shorter or lower bigram
40
41 frequency acronyms.
42
43
44
45
46

47 [Table 2 about here]
48
49
50

51
52 The print-to-pronunciation classification of acronyms (i.e., unambiguous, ambiguous typical
53
54 or ambiguous atypical) correlated with reaction times and accuracy. Ambiguous atypical
55
56 acronyms (NATO) were recognised fast and accurately while unambiguous acronyms were
57
58
59
60

1
2
3 recognised more slowly. Ambiguous typical acronyms correlated negatively with accuracy,
4
5 indicating that this type of acronym elicited more of errors.
6
7

8
9
10 A multilevel hierarchical regression model (Miles & Shevlin, 2001) was used to assess the
11
12 predictive power of the variables on lexical decision performance. This technique allows for
13
14 the variance that can be explained by the variables entered at one level of the hierarchy to be
15
16 removed before the next set of variables is considered so that the unique contribution of each
17
18 factor can be determined. This technique also has the advantage of maintaining statistical
19
20 power even when large numbers of variables are entered into the overall regression model.
21
22 Before beginning the main analysis, the three printed frequency measures provided by Izura
23
24 and Playfoot (2012) were assessed to determine which provided the greatest change in the
25
26 proportion of the variance in recognition times that was explained by the multilevel model.
27
28 The log transformation of the printed frequencies derived from the Bing search engine
29
30 accounted for the greatest proportion of variance (see Table 2) and therefore this was the
31
32 measure selected for subsequent analyses. In order to introduce acronym print-to-
33
34 pronunciation patterns into the analyses, two of the dummy variables, ambiguous typical and
35
36 ambiguous atypical, were included in the analyses while unambiguous acronyms worked as
37
38 the reference category. Both dummy variables were entered in step 2 of each analysis so the
39
40 results could be meaningfully compared to the reference category. Four potential interactions
41
42 between variables (combining age of acquisition, imageability, printed and rated frequency
43
44 with acronym print to pronunciation characteristics) were also examined. In order to create
45
46 the interaction terms the continuous variables (printed and rated frequency, AoA and
47
48 imageability) were centred, and multiplied by each of the dummy variables representing
49
50 acronym print-to-pronunciation characteristics. The correlations between the variables
51
52 considered were not sufficiently strong to cause concerns over collinearity.
53
54
55
56
57
58
59
60

1
2
3
4
5 As in Izura and Playfoot (2012) a series of four multi-level regression analyses were carried
6
7 out as the result of alternating the submission of only one of the measures of phonological
8
9 word length (number of syllables or number of phonemes) and one of the letter frequencies
10
11 (bigram or trigram frequencies). A summary of the results from the four analyses can be seen
12
13 in Table 3.
14
15

16
17
18 [Table 3 about here]
19
20

21
22
23 Regression lines were plotted to further examine the interactions. Figure 1 shows that
24
25 acronyms with high imageability ratings were recognised more quickly than low imageability
26
27 acronyms. This imageability effect was greater for ambiguous atypical acronyms than for
28
29 either of the typically pronounced acronym types.
30
31

32
33
34 [Figure 1 about here]
35
36
37

38
39 The pattern of responses in plotting recognition latencies against age of acquisition (Figure 2)
40
41 indicated that ambiguous typical acronyms were recognised more quickly if they had been
42
43 acquired early in life. The recognition times for unambiguous acronyms showed a slight
44
45 trend towards an advantage for those which were acquired earlier. For ambiguous atypical
46
47 acronyms, however, the effect of age of acquisition was reversed such that responses were
48
49 slightly slower for early acquired acronyms than for late acquired acronyms.
50
51

52
53
54 [Figure 2 about here]
55
56
57
58
59
60

1
2
3 Error analyses
4
5
6

7 To analyse the error data, four logistic regressions were performed, alternating the measure of
8 phonological length and letter frequency entered into the final step of the multilevel model.
9
10 Analysis 1 contained syllable length and bigram frequency, analysis 2 assessed syllable
11 length and trigram frequency, analysis 3 describes the model including phoneme length and
12 bigram frequency, and phoneme length and trigram frequency were entered into the fourth
13 analysis. Accuracy was entered as dummy variable (1 indicating a correct response, 0
14 indicating an error). Log transformed frequency from the Bing search engine was entered as
15 the printed frequency measure. Wald statistics are presented below in Table 4.
16
17
18
19
20
21
22
23
24
25
26

27 [Table 4 about here]
28
29
30
31

32 Imageability, printed frequency, bigram frequency and trigram frequency significantly
33 predicted accuracy across all four analyses. When the analyses included bigram frequency
34 (i.e. analysis 1 and analysis 3), main effects of number of orthographic neighbours were
35 revealed. The interaction between printed frequency and ambiguous atypical acronym status
36 was significant in all four analyses. Figure 3 shows the mean printed frequency of acronyms
37 grouped by the accuracy of the responses. The mean frequency of ambiguous atypical
38 acronyms which were incorrectly rejected in the lexical decision task was higher than the
39 frequency of acronyms successfully recognised. For typical acronyms, mean printed
40 frequency for correct answers were higher than for incorrect responses.
41
42
43
44
45
46
47
48
49
50
51

52 [Figure 3 about here]
53
54
55
56
57
58
59
60

Discussion

Recognition latencies for ambiguous atypical acronyms such as NASA were significantly faster (723ms) than for unambiguous acronyms (e.g. BBC, 770ms) as revealed in the second step of the regression analysis. Responses to ambiguous typical acronyms (HIV) were not significantly different in RT from those in unambiguous acronym trials. In studies of mainstream word recognition which use RT measures, effects of spelling to sound characteristics are seldom significant (Hino & Lupker, 2000; Seidenberg et al., 1984; Waters & Seidenberg, 1985). **From the perspective of the DRC model, this might be because lexical access does not necessarily require phonological information and it is possible for lexical access to occur from orthography alone. Without proposing the existence of lexical representations to access, connectionist models also make room for lexical decision responses to be made on the basis of orthography alone via activity in the direct links between the orthographic and semantic systems. However, regularity effects have been observed in lexical decision tasks in which particular emphasis is put on phonological processing (Parkin, 1982; Waters, Seidenberg & Bruck, 1984). It may be that lexical decision for acronyms is one such task. In both of the above studies, lexical decision latencies were longer when words had particularly unusual spelling to sound correspondences, or when orthography of the word ending was unique. Ambiguous typical acronyms have unusual pronunciations when compared to mainstream words, and this could be a factor in delaying their recognition. Responses to unambiguous acronyms in the current study were also slow. Unambiguous items are strings of consonants – often creating orthography that is unique in English. This, too, would result in slower lexical decision responses.**

1
2
3 Another possibility is that the effects of spelling to sound correspondences we observed
4
5 in the current study are due to the relationship between the orthography of acronyms
6
7 and non-words. Waters et al. (1984) suggested that lexical decision responses will only
8
9 be affected by phonology when orthographic information is insufficient to allow
10
11 recognition, or not completed before phonological information has been accessed. This
12
13 is likely to be a factor in acronym recognition. The unusual, or illegal spelling of
14
15 acronyms makes it difficult to distinguish them from non-words on the basis of
16
17 orthography alone. In this case, the speed with which the pronunciation can be
18
19 computed will influence the speed with which lexical activation can be accrued. For
20
21 ambiguous atypical acronyms (NASA, NATO) the phonology is similar to that of
22
23 mainstream words, and can be computed quickly. This bolsters the activation in the
24
25 orthographic lexicon and aids recognition. It might be the case that the phonological
26
27 retrieval for ambiguous but typically pronounced acronyms (HIV, IBS) is more difficult
28
29 to assemble because the system is not so used to naming individual letters, and because
30
31 typically pronounced acronyms are phonologically longer. Thus the recognition of
32
33 ambiguous typical acronyms does not benefit as much from phonological activation and
34
35 lexical decision responses are slower.
36
37
38
39
40
41
42
43
44

45 It is also of note that although regularity effects are seldom observed in lexical decision,
46
47 some aspects of phonology *do* have an impact on recognition latency. For example,
48
49 Lukatela, Eaton, Sabadini and Turvey (2004) demonstrated that lexical decision
50
51 responses can vary on the basis of phonological vowel length in written words.
52
53 Specifically they compared words in which the duration of the same phoneme differed
54
55 due to the voicing of the consonant that followed. Vowel sounds preceding voiced
56
57
58
59
60

1
2
3 consonants are typically longer. For example, the /l/ sound represented by *ea* in the
4 word *plead* is longer than the same sound in the word *pleat*. Lukatela et al (2004)
5 showed that words in which the vowel sound had a longer duration also took longer to
6 respond to in a visual lexical decision task. This factor was not considered in the
7 current study. Consonant letter names tend to be voiced, hence vowel sounds may be
8 slightly elongated in ambiguous typical acronyms like HIV. This might contribute to
9 the finding of faster reaction times in atypical (NASA) acronyms than typical (HIV)
10 acronyms. However, there were no significant differences in lexical decision RT
11 between ambiguous typical acronyms and unambiguous acronyms like DVD - the
12 majority of the latter class of acronyms do not contain vowels at all. If it is the case that
13 responses to ambiguous typical acronyms were slowed by virtue of the duration of a
14 vowel sound then similar logic would also need to be applied to unambiguous acronyms.
15 However, it is not clear how this could be achieved.

16
17
18
19
20
21
22
23
24
25
26
27
28
29
30
31
32
33
34 The importance of the predictor variables and interactions on acronym recognition
35 times were examined in the third step of the analyses. In all the analyses performed, RT
36 was predicted by imageability and age of acquisition as was expected based on
37 previously reported findings illustrating the role of these variables in word recognition
38 tasks. Cortese and Schock (2013), for example, reported effects of imageability and
39 AoA on polysyllabic word recognition (the vast majority of acronyms are also
40 polysyllabic). The contribution of imageability and age of acquisition in the current
41 study supports the conclusions of Brysbaert et al. (2009) that acronyms are lexicalised
42 items. Neither AoA nor imageability interacted with measures of spelling to sound
43 consistency in Cortese and Schock's (2013) report, making the significant interactions
44 we observed in acronym recognition of empirical and theoretical importance. The
45
46
47
48
49
50
51
52
53
54
55
56
57
58
59
60

1
2
3 regression lines plotted in our Figure 1 showed that highly imageable ambiguous typical
4
5 acronyms were recognised more quickly than their less imageable counterparts.
6
7 Imageability had an even greater effect on the latency of lexical decision responses to
8
9 ambiguous and atypical acronyms. Similarly, Figure 2 shows a differential effect of age
10
11 of acquisition on typical and atypical acronyms. Among ambiguous typical acronyms
12
13 (HIV), early acquired items were recognised more quickly than those learned later in
14
15 life. The effect of age of acquisition on recognition latencies for ambiguous atypical and
16
17 unambiguous acronyms was very small, with the regression lines being almost
18
19 horizontal. One potential explanation for these interactions refers again to the idea that
20
21 the recognition for acronyms is generally slow. We have already discussed how spelling
22
23 to sound patterns may influence acronym recognition by bolstering the activation of
24
25 nodes in the orthographic lexicon. The DRC model proposes that there are
26
27 bidirectional connections between the orthographic lexicon and the semantic system.
28
29 Highly imageable acronyms can be activated in the semantic system via orthography,
30
31 and this semantic activation feeds back to the orthographic lexicon, influencing
32
33 recognition. This accounts for the effect of imageability. DRC also proposes
34
35 bidirectional connections between the phonological lexicon and the semantic system.
36
37 When acronym pronunciation is computed quickly, the phonological information can
38
39 *also* activate the semantic system, which in turn can help to increase the activation of
40
41 the representation in the orthographic lexicon. Simply put, the response to all highly
42
43 imageable acronyms is helped by activity in the semantic system stemming from
44
45 orthography, but when the pronunciation of the acronym is easily generated there is an
46
47 additional boost because the semantic system is being activated from phonology as well.
48
49
50
51
52
53
54
55
56
57
58
59
60

1
2
3 Similar logic can be applied to interactions with AoA. The arbitrary mappings
4 hypothesis (Ellis & Lambon Ralph, 2000) states that age of acquisition effects are
5 observed whenever the mappings required are unpredictable. Here, AoA had an
6 impact on the responses to ambiguous but typically pronounced acronyms (HIV) and
7 unambiguous acronyms (BBC). This type of acronym could be pronounced following
8 GPC rules, but the correct pronunciation requires that each letter is named in turn.
9 Thus the mapping between spelling and sound is particularly arbitrary and therefore
10 an AoA effect was observed. The pronunciations for ambiguous and atypical acronyms
11 such as NATO follow grapheme phoneme correspondence rules as regular words do.
12 Therefore it could be argued that ambiguous atypical acronyms are relatively consistent
13 in their spelling to sound mappings in the English language and therefore there was
14 little contribution of age of acquisition. Again, once pronunciation has been computed
15 for an acronym, it is possible for activation to feed back to the orthographic lexicon.
16 The quicker the computation of phonology, the greater the opportunity for feedback
17 activation to influence the recognition response.
18
19
20
21
22
23
24
25
26
27
28
29
30
31
32
33
34
35
36
37

38 Connectionist models refer to the generation of a semantic code as integral to lexical
39 decision, as opposed to the activation of a stored representation proposed in DRC. As
40 the mapping between orthography and semantics is always arbitrary AoA effects should
41 always be observed in lexical decision, irrespective of consistency. On the face of it, the
42 interactions we report in relation to acronyms might be more problematic for
43 connectionist models, but they are not incompatible with the connectionist framework.
44 A common finding in studies of reading aloud is that responses are elicited faster by
45 pseudohomophones (non-words that would be pronounced to sound the same as an
46 existing word e.g. SKOOL) than by other non-words (e.g. Borowsky, Owen & Masson,
47
48
49
50
51
52
53
54
55
56
57
58
59
60

1
2
3 2002; McCann & Besner, 1997; Reynolds & Besner, 2005). According to Harm and
4
5 Seidenberg's (2001) connectionist account this can be explained by suggesting that the
6
7 phonological code generated by SKOOL through the direct orthography to phonology
8
9 pathway feeds back to the semantic system and activates the real word SCHOOL. The
10
11 activation in the semantic system boosts the phonological code ready for output. This is
12
13 particularly useful in reading non-words, because they are unlikely to elicit much
14
15 activation via direct orthography-phonology links. Presumably a similar orthography-
16
17 phonology-phonology-phonology pathway is available when processing *any* written item. Thus the
18
19 predictability of the mapping between spelling and sound could have an influence on the
20
21 speed of the activation of a semantic code. Under the assumption that accessing
22
23 semantics via phonology is slower than accessing semantics directly from orthography
24
25 (because fewer steps are needed in the latter), it follows that AoA by consistency
26
27 interactions would likely only be observed if the connections between orthography and
28
29 semantics are weak enough that generating a semantic code is slow. We think it is
30
31 possible that acronyms may be an example of such stimuli, either because of the number
32
33 of senses in which they might be used or because they are relatively unfamiliar to the
34
35 reader. This could explain why we observed an interaction between AoA and spelling to
36
37 sound patterns when Cortese and Schock (2013) did not in an analogous study.
38
39 Mainstream words generate a semantic code, and thus lexical decision responses,
40
41 quickly enough that processing by an orthography-phonology-phonology pathway has
42
43 not been completed.
44
45
46
47
48
49
50
51
52
53

54 Some of the predicted effects were not obtained. A facilitatory effect of increasing letter
55
56 length was expected based on the findings of New et al. (2006). This effect was not observed
57
58
59
60

1
2
3 in the data. One plausible explanation for this is that the vast majority of the acronyms
4 included were three letters long, and all were presented centrally. The result of this is that a
5 single fixation would allow for all the letters in an acronym to be perceived at once, and that
6 visual acuity would be at its highest. O'Regan and Jacobs (1992) reported no effect of letter
7 length when participants viewed four or five letter words with a central fixation. The same
8 may be the case in the current experiment. In line with our expectations, N effects were also
9 absent in the lexical decision task. Again, the literature provides a potential explanation for
10 this finding. An interaction between frequency and N is commonly reported such that a large
11 orthographic neighbourhood is beneficial to the recognition of low frequency words, but not
12 for frequently occurring words (Andrews, 1989; Balota et al., 2004; Forster & Shen, 1996).
13 Andrews (1989) suggested that these interactions are a result of sublexical spelling to sound
14 mappings assisting in recognition (which are particularly supportive of infrequent words). As
15 it is rare for acronyms to share spelling to sound mappings with their orthographic neighbours
16 (EEG versus LEG), sublexical processes would not help in the recognition of acronyms.
17
18
19
20
21
22
23
24
25
26
27
28
29
30
31
32
33
34
35

36 In sum the findings of the regression analyses on lexical decision latency can be accounted
37 for by suggesting that acronyms are stored in the mental lexicon but are processed in a
38 different way to other items also represented in the lexicon. As with mainstream words
39 differentiating non-words from meaningful acronyms in a lexical decision task is a complex
40 process which draws on phonological information, order of learning and imageability.
41
42
43
44
45
46
47
48
49
50
51
52
53
54
55
56
57
58
59
60

References

Andrews, S. (1982). Phonological recoding: Is the regularity effect consistent? *Memory & Cognition*, *10*, 565-575.

Andrews, S. (1989). Frequency and neighbourhood effects on lexical access: activation or search? *Journal of Experimental Psychology: Learning, Memory and Cognition*, *15* (5), 802-814.

Andrews, S. (1992). Frequency and neighbourhood effects on lexical access: lexical similarity or orthographic redundancy? *Journal of Experimental Psychology: Learning, Memory and Cognition*, *18* (2), 234-254.

Balota, D. A., Cortese, M. J., Hutchison, K. A., Neely, J. H., Nelson, D., Simpson, G. B., & Treiman, R. (2002). *The English Lexicon Project: A Web-based repository of descriptive and behavioral measures for 40,481 English words and nonwords*. St. Louis: Washington University. Available at elexicon.wustl.edu.

1
2
3 Balota, D. A., Cortese, M. J., Sergent-Marshall, S. D., Spieler, D. H., & Yap, M. J. (2004).
4
5 Visual word recognition of single-syllable words. *Journal of Experimental Psychology:*
6
7 *General*, 133, 283-316.
8
9

10
11 Biedermann, G., (1966). Supplementary report: the recognition of tachistoscopically
12
13 presented five letter-words as a function of digram frequency. *Journal of Verbal Learning*
14
15 *and Behavior*, 5, 208-209.
16
17
18
19

20
21 Bonin, P., Meot, A., Millotte, S & Bugaiska, A (2014). Norms and reading times for
22
23 acronyms in French. *Behavior Research Methods*, Online ahead of print DOI:
24
25 10.3758/s13428-014-0466-y
26
27
28

29
30 Borowsky, R., Owen, W., & Masson, M. (2002). Diagnostics of phonological lexical
31
32 processing: Pseudohomophone naming advantages, disadvantages and base-word frequency
33
34 effects. *Memory & Cognition*, 30, 969-987.
35
36
37

38
39 Broadbent, D., & Gregory, M., (1968). Visual perception of words differing in letter digram
40
41 frequency. *Journal of Verbal Learning and Verbal Behavior*, 7, 569-571.
42
43
44

45
46 Brysbaert, M., Speybroeck, S., & Vanderelst, D. (2009). Is there room for the BBC in the
47
48 mental lexicon? On the recognition of acronyms. *Quarterly Journal of Experimental*
49
50 *Psychology*, 62 (9), 1832-1842.
51
52
53

54
55 Brysbaert, M., Van Wijnendaele, I., & De Deyne, S. (2000). Age of acquisition effects in
56
57 semantic tasks. *Acta Psychologica*, 104, 215-226.
58
59
60

1
2
3
4
5 Butler, B., & Hains, S. (1979). Individual differences in word recognition latency. *Memory*
6 *and Cognition*, 7, 68-76.
7
8
9

10
11 Coltheart, M. (2004). Are there lexicons? *Quarterly Journal of Experimental Psychology*,
12 57A, 1153-1171.
13
14

15
16 Coltheart, M., Davelaar, E., Jonasson, J. T., & Besner, D. (1977). Access to the internal
17 lexicon. In S. Dornic (Ed.), *Attention and performance VI* (pp. 535-555). Hillsdale, NJ:
18 Erlbaum.
19
20
21

22
23
24 Coltheart, M., Rastle, K., Perry, C., Langdon, R., & Ziegler, J. (2001). DRC: A dual route
25 cascaded model of visual word recognition and reading aloud. *Psychological Review*, 108,
26 204-256.
27
28
29
30
31

32
33 Connine, C. M., Mullenix, J., Shernoff, E. & Yelen, J. (1990). Word familiarity and
34 frequency in visual and auditory word recognition. *Journal of Experimental Psychology:*
35 *Learning, Memory and Cognition*, 16, 1084-1096.
36
37
38
39

40
41
42 Cortese, M. J., & Khanna, M. M. (2007). Age of acquisition predicts naming and lexical-
43 decision performance above and beyond 22 other predictor variables: An analysis of 2,342
44 words. *Quarterly Journal of Experimental Psychology*, 60, 1072-1082.
45
46
47
48
49

50
51
52
53 Cortese, M.J., & Schock, J. (2013). Imageability and age of acquisition effects in disyllabic
54 word recognition. *Quarterly Journal of Experimental Psychology*, 66, 946-972
55
56
57
58
59
60

1
2
3
4
5
6 Ellis, A. W., & Lambon-Ralph, M.A., (2000). Age of acquisition effects in adult lexical
7 processing reflect loss of plasticity in maturing systems: Insights from connectionist
8 networks. *Journal of Experimental Psychology: Learning, Memory and Cognition*, 26(5),
9 1103-1123.
10
11
12
13
14

15
16
17
18 Forster, K.I., & Shen, D, (1996). No enemies in the neighbourhood: Absence of inhibitory
19 neighbourhood effects in lexical decision and semantic categorization. *Journal of*
20 *Experimental Psychology: Learning, Memory and Cognition*, 22(3), 696-713.
21
22
23
24
25

26
27 Frederiksen, J. R., & Kroll, J. F. (1976). Spelling and sound: Approaches to the internal
28 lexicon. *Journal of Experimental Psychology: Human Perception and Performance*, 2 (3),
29 361-379.
30
31
32
33

34
35
36 Gerhand, S., & Barry, C. (1999). Age-of-acquisition and frequency effects in speeded
37 naming. *Cognition*, 73 (2), B27-B36.
38
39
40

41
42
43 Harm, M.W., & Seidenberg, M. S. (2004). Computing the meanings of words in reading:
44 Cooperative division of labor between visual and phonological processes. *Psychological*
45 *Review*, 111, 662–720.
46
47
48
49

50
51 Harm, M.W. & Seidenberg, M.S. (2001). Are there orthographic impairments in phonological
52 dyslexia? *Cognitive Neuropsychology*, 18, 71–92.
53
54
55
56
57
58
59
60

1
2
3 Hino, Y., & Lupker, S. J., (2000). Effects of word frequency and spelling-to-sound regularity
4 in naming with and without preceding lexical decision. *Journal of Experimental Psychology:*
5
6
7 *Human Perception and Performance*, 26(1), 166–183.
8

9
10
11 Hudson, P. T. W., & Bergman, M. W. (1985). Lexical knowledge in word recognition: Word
12 length and word frequency in naming and lexical decision tasks. *Journal of Memory and*
13
14
15 *Language*, 24 (1), 46-58.
16
17

18
19
20 Izura, C., & Playfoot, D., (2012). A normative study of acronyms and acronym naming.
21
22
23 *Behavior Research Methods*, 44 (3), 862-889.
24

25
26
27 James, C. (1975). The role of semantic information in lexical decisions. *Journal of*
28
29
30 *Experimental Psychology: Human Perception and Performance*, 104, 130-136.
31

32
33
34 McCann, R. S., & Besner, D. (1987). Reading pseudohomophones: Implications for models
35
36
37 of pronunciation assembly and the locus of word frequency effects in naming. *Journal of*
38
39
40 *Experimental Psychology: Human Perception & Performance*, 13, 14-24.
41

42
43 Miles, J., & Shevlin, M. (2001). *Applying regression & correlation: A guide for students and*
44
45
46 *researchers*. London: Sage.
47

48
49
50 Monsell, S. (1991). The nature and locus of word frequency effects in reading. In D. Besner
51
52
53 & G. W. Humphreys (Eds), *Basic Processes in Reading: Visual Word Recognition*, pp. 148-
54
55
56 197. Hillsdale, NJ: Erlbaum.
57
58
59
60

1
2
3 Morrison, C. M., & Ellis, A. W., (1995). The roles of word frequency and age of acquisition
4 in word naming and lexical decision. *Journal of Experimental Psychology: Learning,*
5 *Memory and Cognition, 21*, 116-133.
6
7
8

9
10
11 Morrison, C. M., & Ellis, A. W., (2000). Real age of acquisition effects in word naming and
12 lexical decision. *British Journal of Psychology, 91*, 167-180.
13
14
15

16
17
18 New, B., Ferrand, L., Pallier, C., & Brysbaert, M., (2006). Re-examining the word length
19 effect in visual word recognition: new evidence from the English Lexicon Project.
20 *Psychonomic Bulletin and Review, 13(1)*, 45-52.
21
22
23

24
25
26
27 O'Regan, J., & Jacobs, A. (1992). Optimal viewing position effect in word recognition: A
28 challenge to current theory. *Journal of Experimental Psychology: Human Perception and*
29 *Performance, 18*, 990-1001.
30
31
32

33
34
35
36 Parkin, A. J. (1982). Phonological recoding in lexical decision: Effects of spelling-to-sound
37 regularity depend on how regularity is defined. *Memory & Cognition, 10 (1)*, 43-53.
38
39
40

41
42
43 Plaut, D. (1997). Structure and function in the lexical system: Insights from distributed
44 models of word reading and lexical decision. *Language and Cognitive Processes, 12*, 767-
45 808.
46
47
48

49
50
51 Plaut, D., & Shallice, T., (1993). Perseverative and semantic influences on visual object
52 naming errors in optic aphasia: A connectionist account. *Journal of Cognitive Neuroscience,*
53 *5(1)*, 89-117.
54
55
56
57
58
59
60

1
2
3
4
5 Plaut, D., McClelland, J. L., Seidenberg, M., & Patterson, K. (1996). Understanding normal
6 and impaired word reading: Computational principles in quasi-regular domains.
7
8
9
10 *Psychological Review*, 103, 56-115

11 Playfoot, D., & Izura, C., (2013). Imageability, age of acquisition and frequency factors in
12 acronym comprehension. *Quarterly Journal of Experimental Psychology*, 66 (6), 1131-1145.
13
14

15
16
17
18 Playfoot, D, Izura, C., & Tree, J. J., (2013) Are acronyms really irregular? *Neuropsychologia*,
19
20
21
22 51 (9), 1673-1683

23
24 Reynolds, M.G., & Besner, D. (2005). Basic processes in reading: a critical review of
25 pseudohomophone effects in reading aloud and a new computational account. *Psychonomic*
26
27
28
29 *Bulletin and Review*, 12, 622-646.
30

31
32
33 Rice, G. A., & Robinson, D. O. (1975). The role of bigram frequency in the perception of
34 words and nonwords. *Memory & Cognition*, 3 (5), 513-518.
35
36
37

38
39
40 Rogers, T., Lambon Ralph, M., Hodges, J., & Patterson, K. (2004). Natural selection: The
41 impact of semantic impairment on lexical and object decision. *Cognitive Neuropsychology*,
42
43
44 21, 331-352.
45

46
47 Rumelhart, D., & Siple, P., (1974). The process of recognizing tachistoscopically presented
48 words. *Psychological Review*, 81, 99-118.
49
50

51
52
53
54 Schneider, W., Eschman, A., & Zuccolotto, A. (2002). *E-Prime 1.0*. Pittsburgh, PA:
55
56
57
58
59
60 Psychological Software Tools.

1
2
3
4
5 Sears, C., Hino, Y., & Lupker, S. (1995). Neighbourhood size and neighbourhood frequency
6 effects in word recognition. *Journal of Experimental Psychology: Human Perception and*
7
8
9
10 *Performance*, 21(4), 876-900.

11
12
13
14 Seidenberg, M., Waters, G., Barnes, M., & Tanenhaus, M., (1984). When does irregular
15 spelling or pronunciation influence word recognition. *Journal of Verbal Learning and*
16
17
18
19 *Verbal Behavior*, 23(3), 383-404.

20
21
22
23 Turner, J., Valentine, T., & Ellis, A.W., (1998). Contrasting effects of age of acquisition and
24 word frequency on auditory and visual lexical decision. *Memory and Cognition*, 26(6), 1282-
25
26
27
28 1291.

29
30
31
32 Waters, G. S., & Seidenberg, M. S. (1985). Spelling-sound effects in reading: Time course
33 and decision criteria. *Memory and Cognition*, 13, 557-572.

34
35
36
37
38 Waters, G.S., Seidenberg, M.S., & Bruck, M. (1984). Children's and adults' use of spelling-
39 sound information in three reading tasks. *Memory and Cognition*, 12, 293-305.
40
41
42
43
44
45
46
47
48
49
50
51
52
53
54
55
56
57
58
59
60

Table 1. Correlations between predictor variables, reaction times and accuracy.

	Percentage	
	Reaction Times	Accuracy
Number of Letters	n.s.	.047 [†]
Number of Syllables	n.s.	n.s.
Number of Phonemes	n.s.	n.s.
Number of orthographic neighbours	n.s.	n.s.
Imageability	-.224**	.339**
Rated Frequency	-.170**	.210**
Printed Frequency (Google)	-0.73*	.129**
Printed Frequency (Bing)	-.086**	.108**
Printed Frequency (AltaVista)	-.069*	.117**
Age of acquisition	.097**	-.178**
Bigram Frequency	n.s.	.062*
Trigram Frequency	n.s.	n.s.

Note: n.s. indicates that the correlations was not significant, ** $p < .001$, * $p < .01$, [†] $p < .05$

Table 2 – Acronym printed frequencies comparisons

	Log AltaVista Frequency	Log Google Frequency	Log Bing Frequency
B	-.013	-.012	-.015
SE B	.003	.003	.003
β	-.076†	-.078†	-.094†
R^2	.203	.204	.206
ΔR^2	.006	.006	.009

Note † $p < .05$

Table 3. Standardized regression coefficients (β) for the four multilevel analyses carried out on acronym recognition times.

	Analysis 1	Analysis 2	Analysis 3	Analysis 4
Step 2				
Ambiguous Typical			-.032	
Ambiguous Atypical			-.046†	
Step 3				
Number of Letters	-.019	-.021	-.039	-.037
Number of orthographic neighbours	-.018	-.023	-.017	-.021
Imageability	-.250**	-.258**	-.255**	-.263**
Rated Frequency	-.023	-.018	-.019	-.015
Printed Frequency ¹	-.056	-.058	-.059	-.061
Age of Acquisition (AoA)	-.069†	.073†	-.064	-.067†
Trigram Frequency		-.030		-.024
Bigram Frequency	-.020		-.008	
Number of Syllables	.009	.009		
Number of Phonemes			.042	.040
AoA by Ambiguous Typical	.121**	.121*	.120**	.120**
AoA by Ambiguous Atypical	.001	.006	-.001	-.004
Rated Frequency by Ambiguous Typical	-.051	-.057	-.056	-.061
Rated Frequency by Ambiguous Atypical	.020	.015	.015	.011
Printed Frequency by Ambiguous Typical	-.017	-.014	-.014	-.011
Printed Frequency by Ambiguous Atypical	.028	.034	.027	.034
Imageability by Ambiguous Typical	.127*	.133*	.131*	.137*
Imageability by Ambiguous Atypical	-.039	-.034	-.008	-.030
	R^2	.283	.283	.283

¹ The printed frequency value used in these analyses was taken from the Bing search engine.

Note: ** $p < .001$, * $p < .01$, † $p < .05$

1
2
3
4
5
6
7
8
9
10
11
12
13
14
15
16
17
18
19
20
21
22
23
24
25
26
27
28
29
30
31
32
33
34
35
36
37
38
39
40
41
42
43
44
45
46
47
48
49
50
51
52
53
54
55
56
57
58
59
60

Table 4. Wald statistics for the four multilevel analyses carried out on acronym lexical decision accuracy.

	Analysis 1	Analysis 2	Analysis 3	Analysis 4
Step 2				
Ambiguous Typical			6.193†	
Ambiguous Atypical			9.085*	
Step 3				
Number of Letters	.475	.849	.004	.921
Number of orthographic neighbours	4.342†	2.206	4.552†	2.513
Imageability	50.577**	51.121**	49.777**	49.836**
Rated Frequency	.402	.426	.327	.431
Printed Frequency	8.273*	12.225*	9.261*	12.899**
Age of Acquisition (AoA)	1.294	.393	1.234	.612
Trigram Frequency		6.312†		5.563†
Bigram Frequency	10.608*		9.995*	
Number of Syllables	.733	.357		
Number of Phonemes			.036	.226
AoA by Ambiguous Typical	.068	.154	.160	.160
AoA by Ambiguous Atypical	.170	.073	.085	.044
Rated Frequency by Ambiguous Typical	.038	.156	.140	.233
Rated Frequency by Ambiguous Atypical	2.354	2.296	2.613	2.506
Printed Frequency by Ambiguous Typical	.901	1.710	1.022	1.718
Printed Frequency by Ambiguous Atypical	4.159†	4.936†	5.014†	5.824†
Imageability by Ambiguous Typical	1.009	.969	1.196	1.055
Imageability by Ambiguous Atypical	2.963	2.937	3.136	3.188

Note: ** $p < .001$, * $p < .01$, † $p < .05$

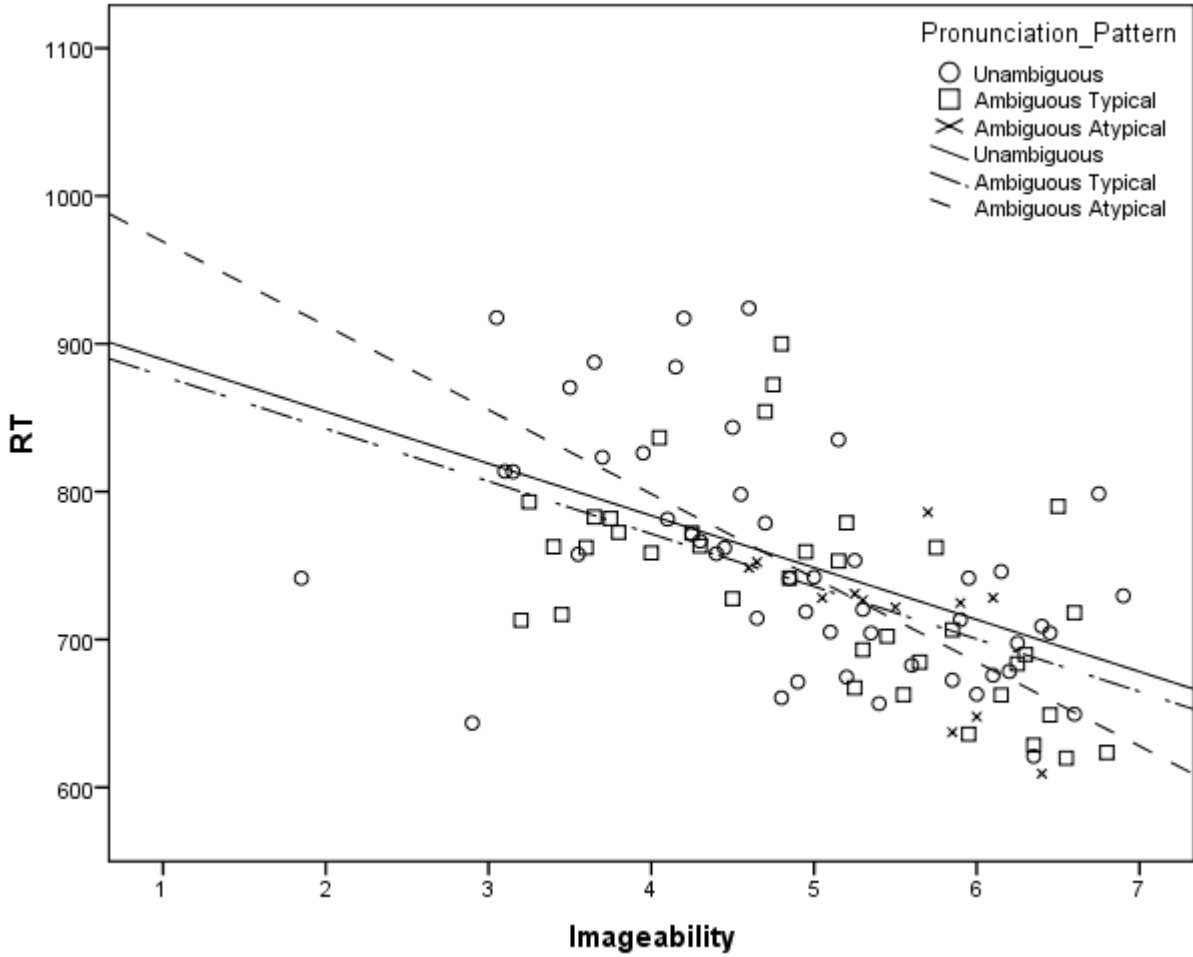


Figure 1 - Regression lines between Reaction Times and imageability for the different types of acronyms.

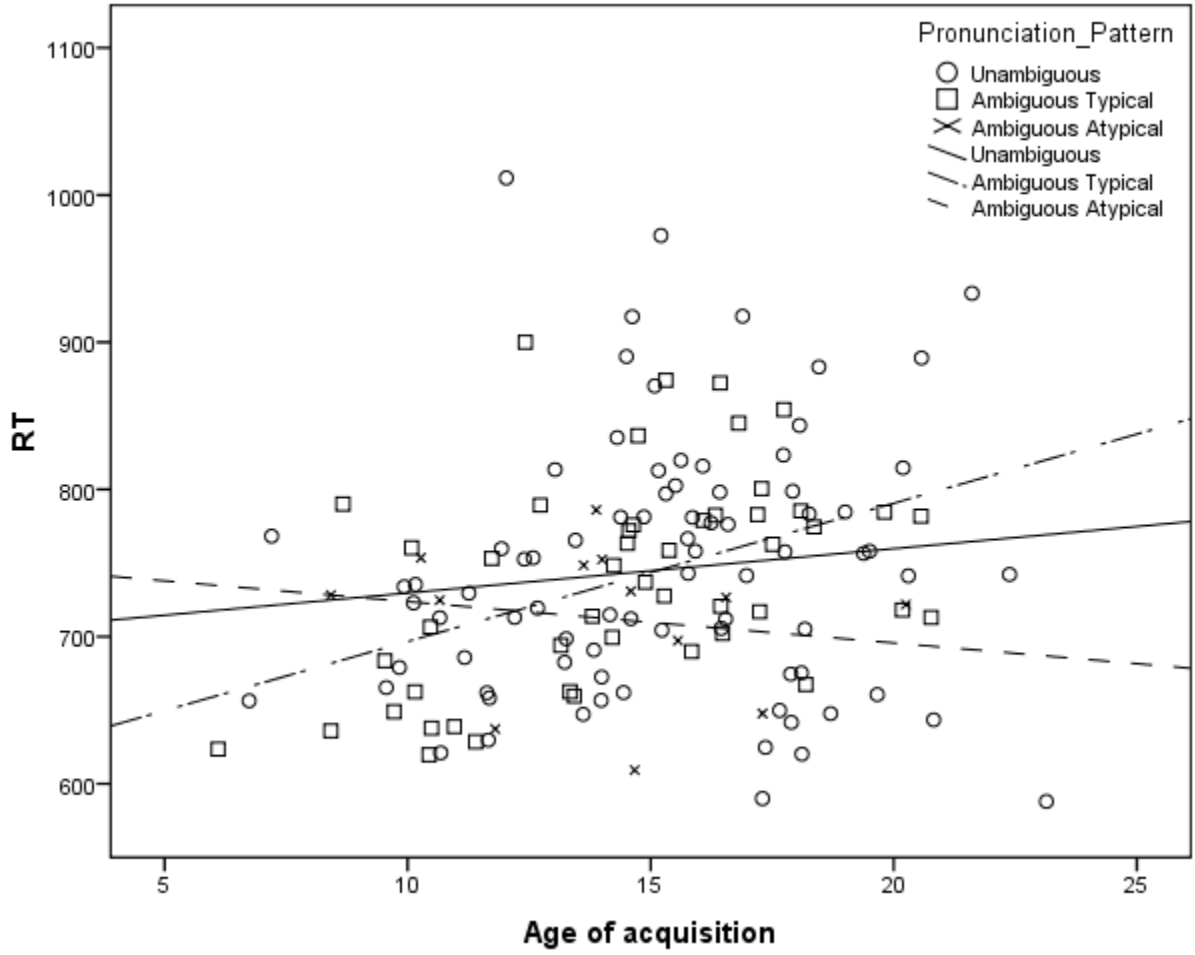


Figure 2 - Regression lines between Reaction Times and age of acquisition for the different types of acronyms.

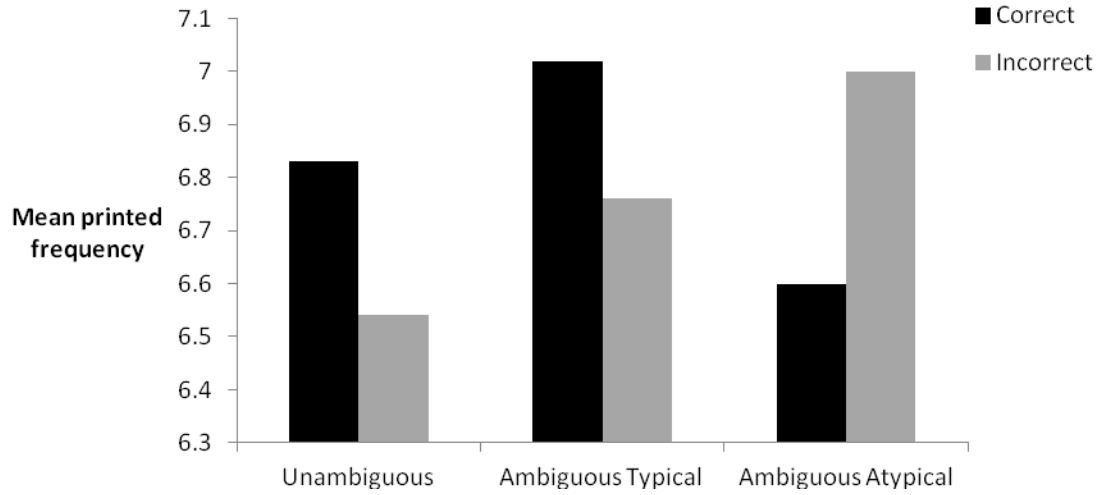


Figure 3 – Mean printed frequency of correct and incorrect responses to each type of acronym.

1
2
3
4
5
6
7
8
9
10
11
12
13
14
15
16
17
18
19
20
21
22
23
24
25
26
27
28
29
30
31
32
33
34
35
36
37
38
39
40
41
42
43
44
45
46
47
48
49
50
51
52
53
54
55
56
57
58
59
60