



Swansea University
Prifysgol Abertawe



Cronfa - Swansea University Open Access Repository

This is an author produced version of a paper published in:
Journal of Materials Chemistry A

Cronfa URL for this paper:
<http://cronfa.swan.ac.uk/Record/cronfa40423>

Paper:

Bezzu, C., Carta, M., Ferrari, M., Jansen, J., Monteleone, M., Esposito, E., Fuoco, A., Hart, K., Liyana-Arachchi, T., et. al. (2018). The synthesis, chain-packing simulation and long-term gas permeability of highly selective spirobifluorene-based polymers of intrinsic microporosity. *Journal of Materials Chemistry A*, 6(22), 10507-10514.
<http://dx.doi.org/10.1039/C8TA02601G>

This article is licensed under a Creative Commons Attribution 3.0 Unported Licence.

This item is brought to you by Swansea University. Any person downloading material is agreeing to abide by the terms of the repository licence. Copies of full text items may be used or reproduced in any format or medium, without prior permission for personal research or study, educational or non-commercial purposes only. The copyright for any work remains with the original author unless otherwise specified. The full-text must not be sold in any format or medium without the formal permission of the copyright holder.

Permission for multiple reproductions should be obtained from the original author.

Authors are personally responsible for adhering to copyright and publisher restrictions when uploading content to the repository.

<http://www.swansea.ac.uk/library/researchsupport/ris-support/>

Cite this: *J. Mater. Chem. A*, 2018, 6, 10507

The synthesis, chain-packing simulation and long-term gas permeability of highly selective spirobifluorene-based polymers of intrinsic microporosity†

C. Grazia Bezzu,^a Mariolino Carta,^b Maria-Chiara Ferrari,^c Johannes C. Jansen,^d Marcello Monteleone,^d Elisa Esposito,^d Alessio Fuoco,^d Kyle Hart,^f T. P. Liyana-Arachchi,^e Coray M. Colina^e and Neil B. McKeown^{id}*^a

Membranes composed of Polymers of Intrinsic Microporosity (SBF-PIMs) have potential for commercial gas separation. Here we report a combined simulation and experimental study to investigate the effect on polymer microporosity and gas permeability by placing simple substituents such as methyl, *t*-butyl and fused benzo groups onto PIMs derived from spirobifluorene (PIM-SBFs). It is shown that methyl or *t*-butyl substituents both cause a large increase in gas permeabilities with four methyl groups enhancing the concentration of ultramicropores (<0.7 nm), which contribute to selective gas transport. The *t*-butyl substituents lower selectivity by generating a greater concentration of larger, less selective, micropores (>1.0 nm). Long-term ageing studies (>3.5 years) demonstrate the potential of PIM-SBFs as high-performance membrane materials for gas separations. In particular, the data for the PIM derived from tetramethyl substituted SBF reaches the proposed 2015 Robeson upper bound for O₂/N₂ and, hence, hold promise for the oxygen or nitrogen enrichment of air. Mixed gas permeation measurements for CO₂/CH₄ of the aged PIM-SBFs also demonstrate their potential for natural gas or biogas upgrading.

Received 20th March 2018
Accepted 10th May 2018

DOI: 10.1039/c8ta02601g

rsc.li/materials-a

Introduction

Polymer membranes are used commercially for the efficient separation of gases such as oxygen or nitrogen enrichment of air (*i.e.* O₂ from N₂), natural gas and biogas upgrading (*i.e.* predominantly CO₂ from CH₄) and for hydrogen recovery during ammonia preparation (H₂ from N₂).^{1–4} Recently, their potential for post-combustion carbon-capture, requiring the separation of CO₂, predominantly from N₂ but on a massive scale, has also been suggested.^{5,6} For membranes it is desirable to have good selectivity for one gas over another and for large-

scale separations it is necessary to have very high flux (*i.e.* permeance or throughput) to minimise the required size of the membrane system. Unfortunately, known highly permeable polymers possess poor selectivity and conversely selective polymers, such as those used presently for commercial applications, possess low permeability and are hence uncompetitive for large-scale gas separations with other technologies such as cryogenic distillation or solvent extraction.^{7,8} The empirical trade-off between the polymer properties of permeability (P_x) and ideal selectivity (P_x/P_y) for a given gas pair (x and y) was quantified by Robeson in 1991,⁹ and updated in 2008,¹⁰ using the gas permeability data of a large number of polymers. For each gas pair, Robeson identified the upper bound in plots of $\log P_x$ versus $\log P_x/P_y$, and the position of the gas permeability data for a new polymer relative to the 1991 and 2008 upper bounds is used as a universal performance indicator. Theoretical analysis by Freeman suggests that the position of the Robeson upper bound is a direct consequence of the size-sieving nature (*i.e.* diffusivity selectivity) of the highly rigid glassy polymers, which were used to define it.^{11,12} Consequently, it was suggested that more selective polymers would be obtained by increasing polymer chain rigidity. In addition, ensuring high free volume through increasing inter-chain separation would increase gas diffusivity. Polymers of

^aEaStCHEM, School of Chemistry, University of Edinburgh, David Brewster Road, Edinburgh, EH9 3FJ, UK. E-mail: neil.mckeown@ed.ac.uk

^bDepartment of Chemistry, Swansea University, College of Science, Grove Building, Singleton Park, Swansea, SA2 8PP, UK

^cInstitute for Materials and Processes, School of Engineering, The University of Edinburgh, Mayfield Road, Edinburgh EH9 3JL, UK

^dInstitute on Membrane Technology, ITM-CNR, Via P. Bucci 17/C, 87036 Rende, CS, Italy

^eCenter for Macromolecular Science and Engineering, University of Florida, 318 Leigh Hall, P. O. Box 117200, Gainesville, FL 32611-7200, USA

^fDepartment of Materials Science and Engineering, The Pennsylvania State University, University Park, PA 16802, USA

† Electronic supplementary information (ESI) available. See DOI: 10.1039/c8ta02601g



intrinsic microporosity, such as the archetypal PIM-1 (Fig. 1), follow this design concept by using a wholly fused-ring structure to provide rigidity and spiro-centres to ensure a contorted chain structure that cannot pack space efficiently.^{13,14} Gas permeability data for PIMs generally lie over the 1991 upper bounds for most important gas pairs,^{15–17} with data for PIM-1 and PIM-7 being used by Robeson to position 2008 upper bounds for several important gas pairs.¹⁰ In recent years permeability data for an increasing number of PIMs, particularly those which incorporate rigid bridged bicyclic units such as ethanoanthracene,^{18–20} triptycene,^{21–25} methanopentacene²⁶ and Trögers base,^{18,21} have been shown to exceed the 2008 upper bounds due to their enhanced selectivity. Indeed, in 2015 Pinnau *et al.* proposed that the O₂/N₂, H₂/N₂ and H₂/CH₄ upper bounds should be updated using permeability data from aged films of triptycene-based PIMs.²⁷

In 2012, we reported a preliminary account of a novel PIM in which the spirobisindane (SBI) unit of PIM-1 was replaced with the spirobifluorene (SBF) unit (PIM-SBF-1; Fig. 1).²⁸ PIM-SBF-1 demonstrated greater selectivity as compared to PIM-1, without loss of permeability, which placed the data above the 2008 upper bound for the O₂/N₂, H₂/N₂, H₂/CH₄ and CO₂/CH₄ gas pairs. The improved performance of PIM-SBF-1 compared to PIM-1 was attributed to the enhanced rigidity of the SBF unit²⁹ over that of SBI as demonstrated by molecular dynamics modelling. Work by the group of Pinnau subsequently demonstrated that polyimides of intrinsic microporosity (PIM-PIs) incorporating the SBF building unit also have enhanced performance for gas separation relative to SBI-based PIM-PIs.^{30–32}

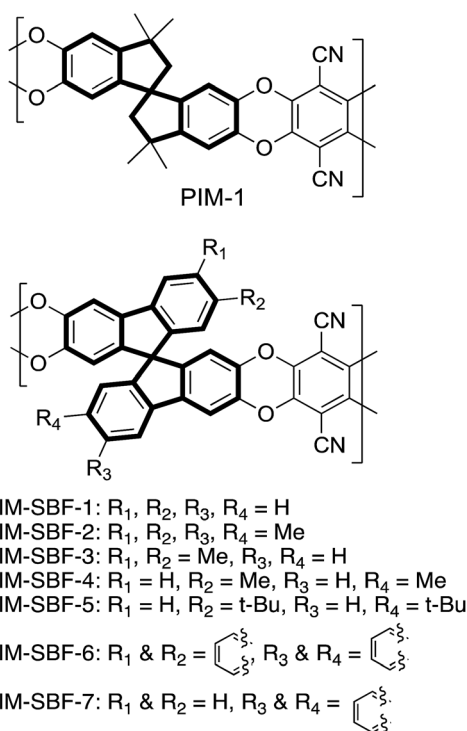


Fig. 1 The structures of the spirobisindane-based PIM-1 and the spirobifluorene-based PIM-SBF series.

Following the original report on PIM-SBF-1, a macromolecular packing simulation study predicted that adding four methyl substituents to the SBF unit would result in greater intrinsic microporosity.³³ Here we report a combined chain-packing simulation and experimental study to confirm this prediction and to investigate further the effect on microporosity and gas permeability by placing simple substituents such as methyl, *t*-butyl and fused benzo units onto the SBF unit of PIM-SBF. In addition, data from films aged over prolonged periods of time (>3.5 years) are reported, which suggest that SBF-based PIMs have potential for gas separations involving enhanced diffusivity selectivity *via* a molecular sieving effect.

Results and discussion

Synthesis

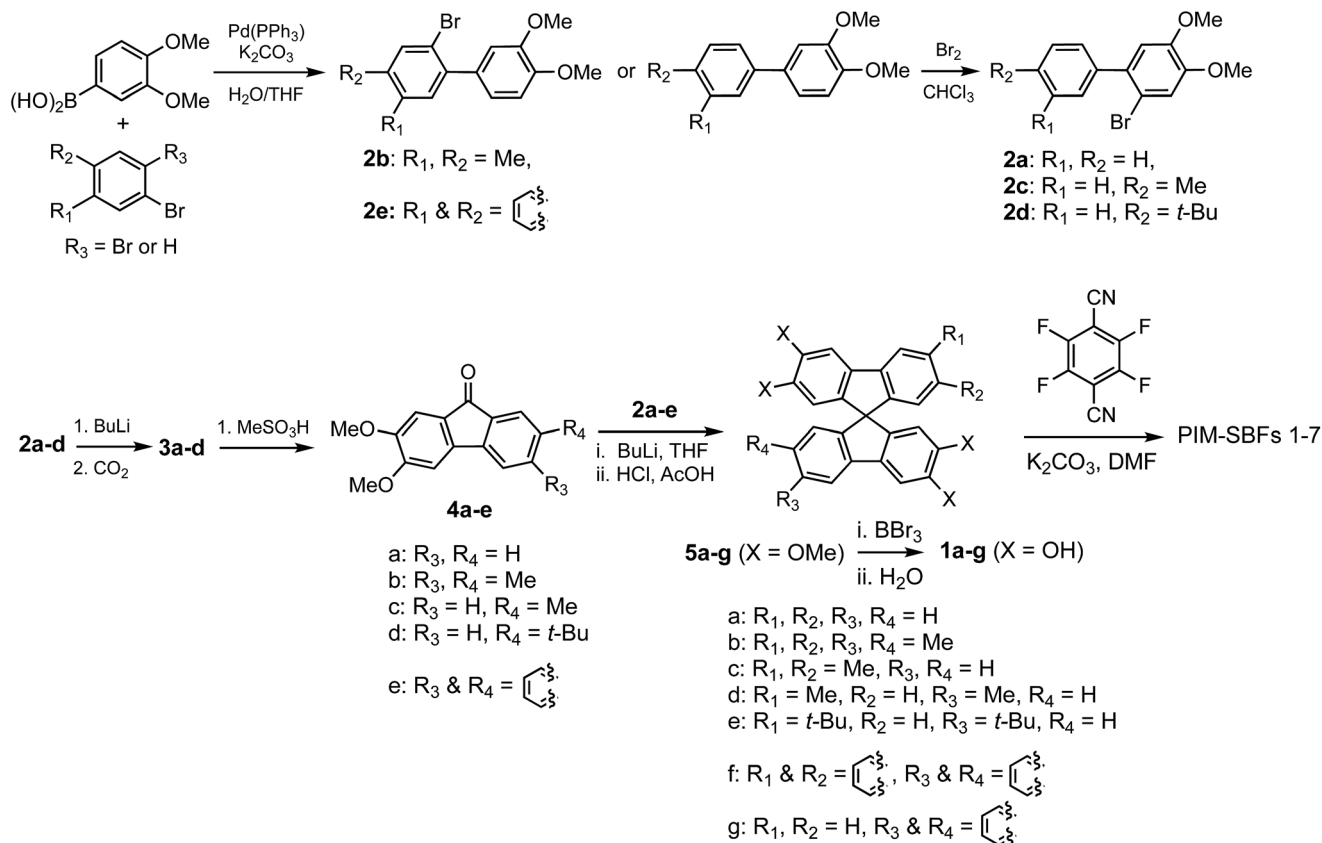
A series of seven PIMs, designated PIM-SBF-1 to PIM-SBF-7, was prepared by the aromatic nucleophilic substitution reaction between their respective 2,2',3,3'-tetrahydroxy-9,9-spirobifluorene precursors (**1a–g**) and 2,3,5,6-tetrafluoroterephthalonitrile as summarised in Scheme 1.^{13,28} The synthesis of the SBF monomers was based on simple adaptations of the well-established route to spirobifluorenes,³⁴ involving the addition of the 2-lithio-anion of biphenyl to fluorenone followed by acid-mediated cyclisation. Hence, using a series of substituted 2-bromobiphenyl derivatives (**2a–d**) as precursors, several 2,3-dimethoxyfluorenones (**4a–e**) were prepared *via* a three-step procedure involving treatment with *n*-butyl lithium and addition of CO₂ to give the respective carboxylic acids (**3a–d**), followed by an acid mediated ring closure (*i.e.* intramolecular acylation). The 2-lithio-anions derived from the same 2-bromobiphenyl derivatives (**2a–e**) were combined with fluorenones **4a–e** to give, after acid treatment, a series of tetramethoxyspirobifluorenes (**5a–g**). Demethylation using boron tribromide gave the SBF monomers **1a–g**, which were used in the polymerisation reactions immediately due to their tendency to oxidise on standing.

With the exception of those containing fused benzo-substituents (*i.e.* PIM-SBFs 6 and 7), the resulting PIM-SBFs all proved soluble in chloroform, facilitating purification by reprecipitation into a non-solvent (methanol) to remove oligomeric impurities. Gel Permeation Chromatography (GPC) of the soluble PIM-SBFs 1–5 confirmed that high molecular mass polymer was achieved in each case with a range of weight-average molecular mass (M_w) of 75–110 × 10³ g mol⁻¹ relative to polystyrene standards (Table 1). The ESI⁺ gives full experimental details and spectroscopic data for all precursors, monomers and polymers.

Simulation of solid-state packing and prediction of porosity

Molecular dynamics (MD) simulations were conducted using the LAMMPS software package.³⁵ PIM-SBF samples were constructed using the Polymatic simulated polymerization algorithm³⁶ and the compression/decompression scheme.³⁷ The PIM-SBF structure generation consists of three steps: (1) random packing of respective PIM-SBF 100 repeat monomers into a simulation box under periodic boundary conditions at





Scheme 1 The synthesis of PIM-SBFs 1–7 (see Section 2 of the ESI† for details).

a low arbitrary density of 0.3–0.4 g cm⁻³, (2) polymerization *via* Polymatic simulated polymerization algorithm and (3) compression/decompression of the polymerized sample, ‘21-steps’ to generate a final simulation box at relevant experimental conditions.³⁷ Details of the methodology of the chain packing simulations, structural analysis and gas adsorption simulation are given in Section 1 of the ESI.†³⁸

Gas adsorption and gas transport properties

The powdered form of all of the PIM-SBFs, obtained from precipitation, adsorb a large amount of nitrogen (N₂) at 77 K. Analysis of the N₂ adsorption isotherms (Fig. S5–10†) gives

apparent Brunauer–Emmett–Teller (BET) surface areas (S_{BET}) within the range of 727–938 m² g⁻¹ (Table 1), with the value for PIM-SBF-2 being similar to that from PIMs possessing the highest S_{BET} for solution processable polymers.^{18,24} It is notable that the BET value for PIM-SBF-2 calculated from the simulation study is very similar to the apparent value measured directly from N₂ isotherms and supports the prediction that methyl substituents will enhance intrinsic microporosity by increasing the inter-chain distance.³³ Both simulation and experimental analysis of PIM-SBF-5 confirm that microporosity is also enhanced by the use of *t*-butyl substituents. Overall, there is good correlation between the predicted and experimentally

Table 1 Molecular mass and gas adsorption properties of PIM-SBFs 1–7

PIM-SBF	M_w (g mol ⁻¹)	M_w/M_n	S_{BET}^a (m ² g ⁻¹)	S_{BET} model (m ² g ⁻¹)	V_{Total}^b (ml g ⁻¹)	V_M^c (ml g ⁻¹)	CO ₂ uptake ^d (mmol g ⁻¹)	CO ₂ uptake model ^e (mmol g ⁻¹)
1	89 000	2.3	803	760	0.71	0.28	2.4	3.8
2	95 000	2.3	938	950	0.69	0.33	3.0	4.2
3	76 000	1.8	794	—	0.54	0.28	2.6	—
4	75 000	1.9	752	—	0.54	0.28	2.8	—
5	110 000	2.4	882	980	0.70	0.31	2.5	3.6
6	—	—	768	800	0.45	0.26	2.8	4.1
7	—	—	727	820	0.48	0.26	2.5	4.3

^a BET surface area calculated from N₂ adsorption isotherm obtained at 77 K. ^b Total pore volume estimated from N₂ uptake at $P/P_0 = 0.98$. ^c Micropore volume estimated from N₂ uptake at $P/P_0 = 0.05$. ^d CO₂ adsorption at 1 bar and 273 K. ^e CO₂ uptake calculated from packing model appears to overestimate experimental uptake by a factor of 1.5 as reported for previous studies.



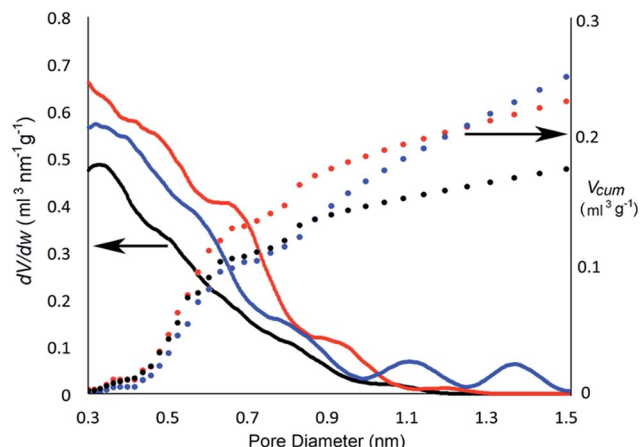


Fig. 2 Pore size distribution (dV/dw) of PIM-SBF-1 (black line), PIM-SBF-2 (red line) and PIM-SBF-5 (blue line) calculated from the chain packing simulations plotted together with the DFT cumulative pore volume (V_{cum}) of PIM-SBF-1 (black circles), PIM-SBF-2 (red circles) and PIM-SBF-5 (blue circles) calculated from CO_2 adsorption data using DFT.

determined BET surface areas for all PIM-SBFs (*i.e.* within $100 \text{ m}^2 \text{ g}^{-1}$), which is within the range of reported experimental values of the BET surface area of PIM-1 quoted in the literature ($720\text{--}870 \text{ m}^2 \text{ g}^{-1}$) caused by the variation in N_2 adsorption isotherms at 77 K.³⁸ Micropore size distributions calculated from CO_2 adsorption at 273 K for PIM-SBF-1, PIM-SBF-2 and PIM-SBF-5 (Fig. S11†) using DFT correlate well with those calculated from the chain packing simulations (Fig. 2 and S12†).

Significantly, both PIM-SBF-2 and PIM-SBF-5 possess greater microporosity than PIM-SBF-1 but with a clear difference in pore size distribution so that PIM-SBF-2 has a greater contribution from ultramicropores ($<0.7 \text{ nm}$) whereas PIM-SBF-5 has greater pore volume from larger micropores ($>1.0 \text{ nm}$).

Gas permeability

Simple solvent casting from chloroform solution allowed the fabrication of optically clear and robust films of PIM-SBFs 1–5,

of $\sim 100 \mu\text{m}$ thickness, suitable for gas permeability studies. The pure gas permeabilities of PIM-SBFs 1–5, which had first been soaked in methanol and then dried in air at room temperature for 24 h, are given in Table 2. Methanol treatment has been shown previously to reverse the effects of physical ageing for glassy ultra-permeable polymers and it also removes the last residues of casting solvent.^{16,39,40} In addition, methanol treatment allows a direct comparison between the gas permeabilities of different polymers prior to ageing. The equivalent data for a freshly methanol treated film of PIM-1 of similar thickness, measured under identical conditions to those of the PIM-SBFs, are also provided in Table 2 for comparison.

For each methanol treated PIM-SBF the order of gas permeabilities is $\text{CO}_2 > \text{H}_2 > \text{O}_2 > \text{He} > \text{CH}_4 > \text{N}_2$, which is the same as that for PIM-1. As noted previously,²⁸ whilst the values for gas permeabilities are broadly similar for PIM-1 and PIM-SBF-1 for gases with smaller kinetic diameters (*i.e.* $\text{He} = 2.69$; $\text{H}_2 = 2.8$; $\text{CO}_2 = 3.3$; $\text{O}_2 = 3.46 \text{ \AA}$), those for larger molecules (*i.e.* $\text{N}_2 = 3.64$; $\text{CH}_4 = 3.87 \text{ \AA}$) are smaller ($>30\%$) resulting in a significant enhancement of ideal selectivities. As noted previously,²⁸ this places the data for PIM-SBF-1 above the 2008 upper bound for the O_2/N_2 , H_2/N_2 , N_2/CH_4 and CO_2/CH_4 gas pairs and can be directly ascribed to the greater rigidity of the SBF units as compared to SBI units of PIM-1. It is evident from the data for PIM-SBFs 2–5 that placing methyl or *t*-butyl substituents onto the SBF unit causes a moderate to large increase in gas permeabilities relative to those of both PIM-1 and PIM-SBF-1. This is consistent with the conclusion derived from predictive packing simulations³³ and experimental gas adsorption, discussed above, that methyl groups help to increase the inter-chain separation distance and generate greater intrinsic microporosity. The order of increasing gas permeability is PIM-SBF-1 (0 Me) $<$ PIM-SBF-4 \approx PIM-SBF-3 (both 2 Me) $<$ PIM-SBF-5 (6 Me) $<$ PIM-SBF-2 (4 Me). The gas permeabilities for PIM-SBF-2 and PIM-SBF-5 are significantly higher than for all reported PIMs with the exception of PIM-1,⁴² which is slightly less permeable than PIM-SBF-2 but more so than PIM-SBF-5, and the recently reported PIM-TMN-Trip,²⁴ the latter deriving its exceptionally high permeability from its

Table 2 Ideal gas permeabilities of freshly methanol treated and aged films of PIM-SBFs 1–5 measured at 25°C with data for PIM-1^{39,41} given for comparison

PIM-SBF ^a	PHe	PH ₂	PO ₂	PN ₂	PCO ₂	PCH ₄	PO ₂ /PN ₂	PH ₂ /PN ₂	PCO ₂ /PN ₂	PCO ₂ /PCH ₄
1	1560	4330	1420	340	8850	532	4.2	12.7	26.0	16.6
(2088) ^b	914	2190	486	87.5	2410	102	5.6	25.0	27.5	23.6
2	3110	9160	3820	1150	22 300	2020	3.2	8.0	19.4	11.0
(1295) ^b	1700	4240	910	166	3870	184	5.5	25.6	23.3	21.0
3	1971	5460	1820	463	10 900	878	3.9	11.8	23.5	12.4
(1294) ^b	1270	3370	965	219	4850	248	4.5	15.4	22.2	19.6
4	1930	4900	1760	474	10 600	834	3.7	10.3	22.3	12.7
(1428) ^b	1470	3960	1260	286	6410	331	4.4	13.7	22.2	19.3
5	2060	5590	2750	1080	16 400	2480	2.6	5.2	15.2	6.6
(1439) ^b	1830	4710	1870	550	10 000	925	3.4	8.4	18.0	10.8
PIM-1 ^c	1706	4500	2200	857	13 300	1150	2.6	5.3	15.5	11.6
(Aged)	1140 ^d	2440 ^e	600 ^e	125 ^e	2840 ^d	159 ^d	4.8 ^e	19.5 ^e	22.7 ^d	17.9 ^d

^a Film thickness: PIM-SBF-1 = 80 μm , PIM-SBF-2 = 115 μm , PIM-SBF-3 = 120 μm , PIM-SBF-4 = 120 μm , PIM-SBF-5 = 98 μm . ^b Aged for the number of days given in parentheses. ^c PIM-1 (freshly MeOH treated)³⁹ = 128 μm . ^d PIM-1 (aged 1380 days) = 102 μm . ^e PIM-1 (aged 1200 days) = 110 μm .³⁹



unique 2D chain structure. In addition, there are several polyacetylenes with high gas permeabilities, such as the ultra-permeable poly(trimethylsilylpropyne) (PTMSP), when freshly treated with methanol, although with much lower selectivities relative to the PIMs.⁴³ For PIM-SBFs 2–4, in which the methyl groups are attached directly to the SBF unit, the selectivity enhancement noted for PIM-SBF-1 over PIM-1 is maintained providing data points, which are of a similar distance above the 2008 Robeson upper bounds for the O₂/N₂, H₂/N₂, CO₂/N₂ and CO₂/CH₄ gas pairs (Fig. 3).

This is consistent with the high concentration of ultramicropores (<0.7 nm) suggested by chain-packing simulation and analysis of gas adsorption data for PIM-SBF-2 (Fig. 2). Ultramicropores, being of similar size to the kinetic diameter of gas molecules, are responsible for selective gas transport. In contrast, the relatively low selectivity of PIM-SBF-5 can be ascribed to a broader pore size distribution with a greater

concentration of larger, less selective, micropores (>1.0 nm) (Fig. 2). In addition, the *t*-butyl substituents of PIM-SBF-5 will be relatively free to undergo thermal motions so that they may act as molecular turnstiles facilitating the transport of larger gas molecules such as N₂ and CH₄.

Extended ageing studies

Physical ageing (*i.e.* loss of free volume over time) is a general feature of glassy polymers. For example, data for PIM-1 shows that after an extended period of 1360 days the value for PO₂ falls to 317 Barrer but with a corresponding increase in selectivity of PO₂/PN₂ = 5.0.⁴¹ Ageing studies were conducted on films of all of the PIM-SBFs with gas permeability measurements taken after at least 1200 days to allow for a direct comparison with the previous PIM-1 ageing study⁴¹ (Table 2). On extended ageing of PIM-SBF-1–4 the order of gas permeability becomes H₂ > CO₂ > He > O₂ > CH₄ > N₂, which is more conventional for glassy

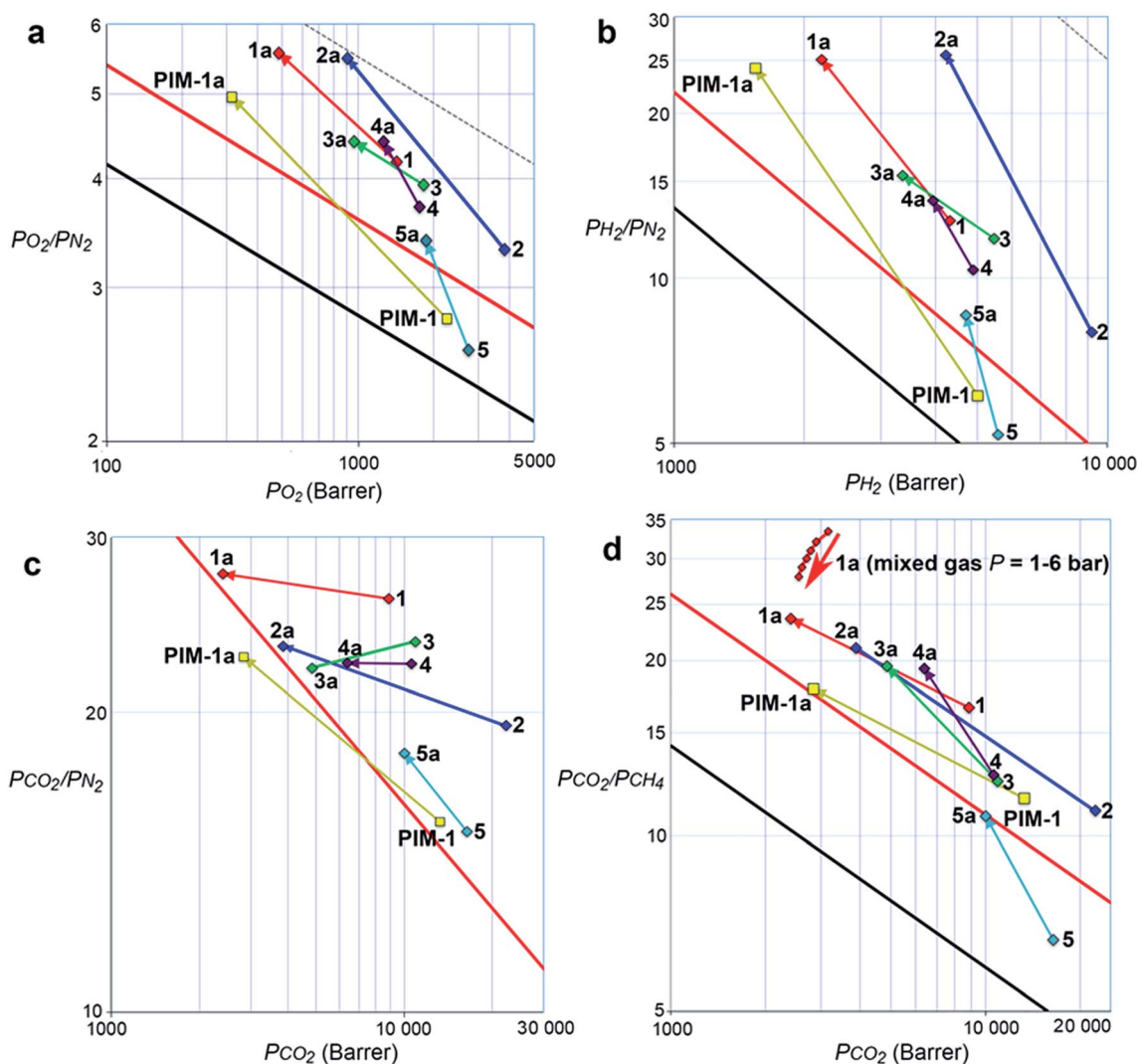


Fig. 3 Robeson plots for the (a) O₂/N₂, (b) H₂/N₂, (c) CO₂/N₂ and (d) CO₂/CH₄ gas pairs showing the position of the gas permeability data for PIM-SBFs 1–5 and that of PIM-1. Data from films aged for >3.5 years (e.g. 2a) are joined by an arrow to those of the freshly methanol treated films to form ageing trend-lines. Upper bounds are represented by black (1991), red (2008) and dotted (2015) lines. Mixed CO₂/CH₄ data at pressures of 1–6 bar for the film of PIM-SBF-1 aged for 2088 days are also plotted with red arrow indicating increasing pressure.



polymers. When the data from aged films are placed on the appropriate Robeson plot (Fig. 3), it can be observed that PIM-SBF-2 ages at an approximately similar rate relative to both PIM-1 and PIM-SBF-1 with loss of permeability combined with a significant increase in selectivity. Interestingly, for the O₂/N₂ and H₂/N₂ gas pairs these trend lines are approximately parallel and are steeper in gradient than the Robeson upper bounds. For these two gas pairs selectivity is based on differences in gas diffusivity, therefore, size-selectivity is being enhanced beyond that expected by the standard polymer permeability-selectivity trade-off. The pore structure of PIM-SBF-1–4 translates into a very steep correlation of the diffusion coefficient with the gas diameter, highlighting the strong size-selectivity of these polymers particularly after ageing (Fig. 4a). The slope is highest for the less permeable and more selective PIM-SBF-1 and lowest for most permeable and less selective PIM-SBF-5, showing that the permselectivity is closely related to the diffusion selectivity. The steeper slope, and thus increased size-sieving behaviour after ageing, is an indication for a denser packing and lower free volume of the aged sample with respect to the MeOH treated sample (Fig. 4b).

Hence, ageing is preferentially reducing larger micropores within the PIM-SBFs. Notably, the data for PIM-SBF-2 after ageing for 1295 days (PO₂ = 910 Barrer; PO₂/PN₂ = 5.5) is very close to the proposed 2015 upper bound for O₂/N₂ (Fig. 3a).²⁷

In contrast, for the CO₂/N₂ gas pair the ageing trend line for each of PIM-SBF-1–4 are at a much shallower gradient than the 2008 Robeson upper bound (Fig. 3c), which can be explained by CO₂/N₂ separation being dominated by solubility selectivity. CO₂ solubility is correlated to the amount of free volume within the polymer which is lost on ageing. For the CO₂/CH₄ gas pair there is a contribution to selectivity from both gas solubility and diffusivity and the ageing trend lines for PIM-SBF-1–4 are well above and roughly parallel to the 2008 Robeson upper bound (Fig. 3d). For this gas pair the data for aged film of PIM-SBF-1 is particularly impressive (PCO₂ = 2410 Barrer; PCO₂/PCH₄ = 24).

The ageing of PIM-SBF-5 is anomalously slow relative to that of the other PIM-SBFs with large values of gas permeability demonstrated almost four years after methanol treatment (*e.g.* PCO₂ > 10 000 Barrer) and the original CO₂ > H₂ > O₂ > He > CH₄ > N₂ order of gas permeabilities is maintained (Table 2; Fig. 3). Remarkably, the values of gas permeabilities for this aged film of PIM-SBF-5 are greater than those of freshly methanol treated PIM-SBF-1. Therefore, the bulky *t*-butyl groups of PIM-SBF-5 appear better than the methyl substituents of PIM-SBFs 2–4 at maintaining the distance between polymer chains during ageing.

Ultimately, for practical membrane application in gas separations, the PIM selective layer would be the thin skin on a hollow fibre or a thin film within a composite membrane. It is well-established that physical ageing of polymers, particularly those of high free volume, is much more rapid in thin films.^{45,46} A recent study on PIM-1 hollow fibres⁴⁷ estimates that the gas permeability and selectivity of the thin selective layer (~3 μm; PO₂ = 200 Barrer; PO₂/PN₂ = 4.6) are similar to those of a thick film (102 μm) that had been aged for 1360 days.⁴¹ The long-term ageing study of the PIM-SBFs suggest that, with the exception of

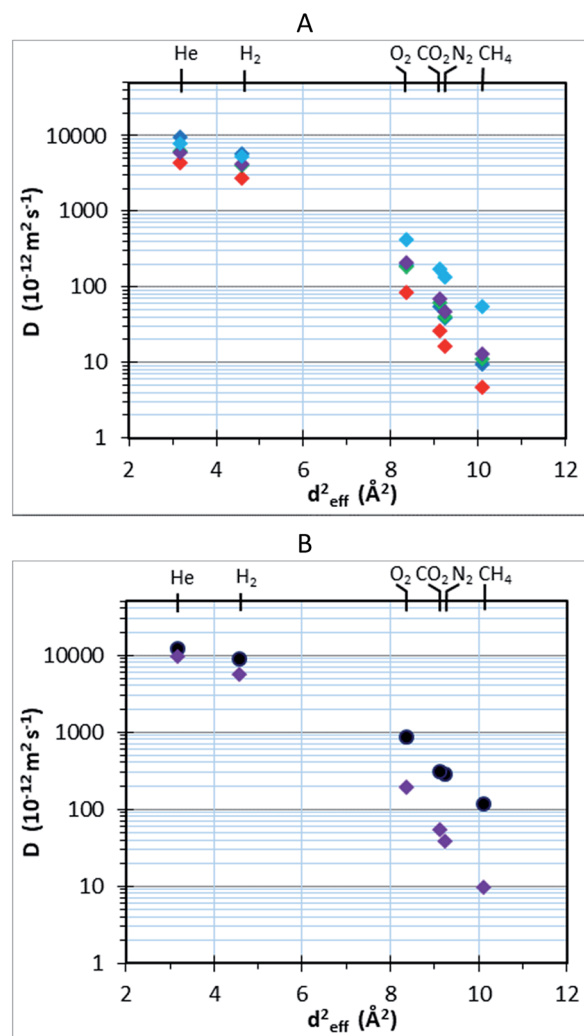


Fig. 4 Correlation of the diffusion coefficient with the square of the effective gas diameter for aged samples (A)⁴⁴ PIM-SBF-1 (♦), PIM-SBF-2 (♦), PIM-SBF-3 (♦), PIM-SBF-4 (♦), PIM-SBF-5 (♦). Effect of sample history for PIM-SBF-4 (B) MeOH treated sample (●) and aged sample (♦).

PIM-SBF-5, they age similarly to PIM-1 with commensurate increases in selectivities (Fig. 3). Therefore, for thin films of PIM-SBF-2, it can be estimated that the separation of important gas pairs based on diffusivity selectivity (*e.g.* O₂/N₂) would approach those of commercial polymer membranes (*e.g.* PO₂/PN₂ > 5.5) but with much higher permeance (~three times that expected for PIM-1).

Mixed gas permeation

Mixed gas permeation measurements with CO₂/CH₄ were carried out both across a total pressure range of 1–6 bar using a 35/65 vol% mixture and a CO₂ feed concentration of 10–50% in CH₄ at 3 bar for two representative aged samples: the most selective sample, PIM-SBF-1 aged over 2088 days, and the most permeable sample, PIM-SBF-5 aged for 1439 days (Fig. 5).

For the mixed gas measurements PIM-SBF-1 and PIM-SBF-5 both maintain excellent gas permeability to give values that are



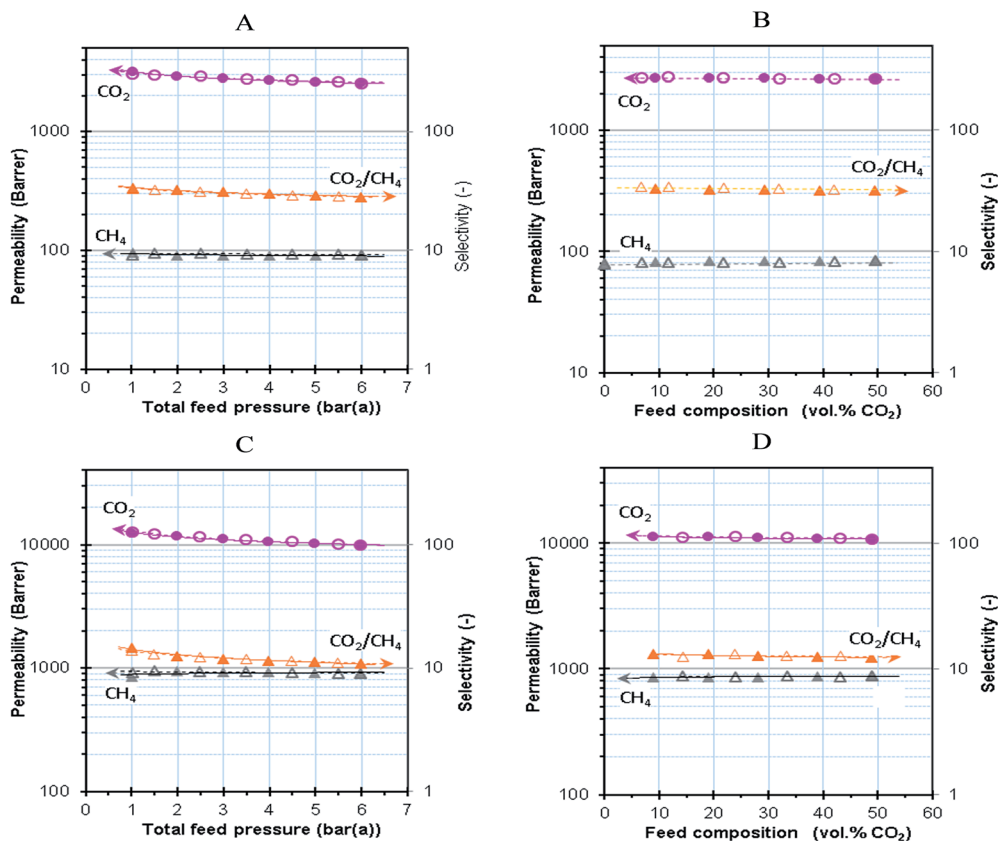


Fig. 5 Mixed gas separation performance of aged PIM-SBF-1 (A) and aged PIM-SBF-5 (C) as a function of the feed pressure for the CO₂/CH₄ (35/65 vol%) mixture and performance of PIM-SBF-1 (B) and PIM-SBF-5 (D) as a function of the feed composition for the CO₂/CH₄ mixture at a pressure of 3 bar(a). Filled symbols for increasing, and empty symbols for decreasing pressure and CO₂ concentration steps.

similar to the ideal values measured with pure gases. In both films the CO₂ permeability and CO₂/CH₄ selectivity decrease about 20% upon a pressure increase from 1 to 6 bar, while the CH₄ permeability remains virtually constant. On the other hand, at a feed pressure of 3 bar the transport parameters of PIM-SBF-5 are independent of the gas composition in the range of 10–50% CO₂, which is good for a stable operation of a membrane separation plant under variable feed conditions, for instance in the case of biogas separation. At a pressure of 1 bar, the permselectivity is substantially higher than the ideal value and the points lie in a more favourable region of the Robeson diagram (Fig. 3d). At higher pressures, they converge close to the ideal values measured from pure gases.

Conclusions

Both methyl (PIM-SBF-2-4) and *t*-butyl substituents (PIM-SBF-5) attached to the SBF unit increase intrinsic microporosity as demonstrated by chain packing simulations, and by analysis of both gas adsorption data and gas permeability of the PIM-SBF series. However, these two substituents generate a significant difference in pore size distribution, as predicted by packing simulation, that has a marked effect on the ideal gas selectivity of these polymers. Furthermore, these differences appear to be accentuated on ageing over an extended period with good

selectivities being obtained. Indeed, the excellent performance of aged PIM-SBF-1 in mixed gas CO₂/CH₄ separation experiments ($PCO_2 > 2000$ Barrer; $PCO_2/PC_{CH_4} > 25$) suggests its use might allow significant reductions to the size of current membrane systems for industrially relevant gas separations, such as natural gas or biogas upgrading.

Conflicts of interest

There are no conflicts of interest to declare.

Acknowledgements

The research leading to these results has received funding from the EU FP7 Framework Program under grant agreement no. 608490, project M⁴CO₂ and from the EPSRC (UK) grant numbers EP/M01486X/1 and EP/K008102/2. This work was also supported by the US National Science Foundation (DMR-1604376). High-performance computational resources were provided by the University of Florida Research Computing and the Research Computing and Cyberinfrastructure unit at Pennsylvania State University. Paola Bernardo and Gabriele Clariza are gratefully acknowledged for some preliminary pure gas permeation measurements and Marek Lanč for his help in developing the mixed gas separation system.



References

- 1 R. W. Baker and B. T. Low, *Macromolecules*, 2014, **47**, 6999–7013.
- 2 P. Bernardo, E. Drioli and G. Golemme, *Ind. Eng. Chem. Res.*, 2009, **48**, 4638–4663.
- 3 M. Galizia, W. S. Chi, Z. P. Smith, T. C. Merkel, R. W. Baker and B. D. Freeman, *Macromolecules*, 2017, **50**, 7809–7843.
- 4 Y. Yampolskii, *Macromolecules*, 2012, **45**, 3298–3311.
- 5 S. F. Wang, X. Q. Li, H. Wu, Z. Z. Tian, Q. P. Xin, G. W. He, D. D. Peng, S. L. Chen, Y. Yin, Z. Y. Jiang and M. D. Guiver, *Energy Environ. Sci.*, 2016, **9**, 1863–1890.
- 6 M. C. Ferrari, D. Bocciardo and S. Brandani, *Green Energy & Environment*, 2016, **1**, 211–221.
- 7 P. M. Budd and N. B. McKeown, *Polym. Chem.*, 2010, **1**, 63–68.
- 8 H. B. Park, J. Kamcev, L. M. Robeson, M. Elimelech and B. D. Freeman, *Science*, 2017, **356**, 1137.
- 9 L. M. Robeson, *J. Membr. Sci.*, 1991, **62**, 165–186.
- 10 L. M. Robeson, *J. Membr. Sci.*, 2008, **320**, 390–400.
- 11 L. M. Robeson, B. D. Freeman, D. R. Paul and B. W. Rowe, *J. Membr. Sci.*, 2009, **341**, 178–185.
- 12 B. D. Freeman, *Macromolecules*, 1999, **32**, 375–380.
- 13 P. M. Budd, E. S. Elabas, B. S. Ghanem, S. Makhseed, N. B. McKeown, K. J. Msayib, C. E. Tattershall and D. Wang, *Adv. Mater.*, 2004, **16**, 456–459.
- 14 M. Heuchel, D. Fritsch, P. M. Budd, N. B. McKeown and D. Hofmann, *J. Membr. Sci.*, 2008, **318**, 84–99.
- 15 P. M. Budd, K. J. Msayib, C. E. Tattershall, B. S. Ghanem, K. J. Reynolds, N. B. McKeown and D. Fritsch, *J. Membr. Sci.*, 2005, **251**, 263–269.
- 16 P. M. Budd, N. B. McKeown, B. S. Ghanem, K. J. Msayib, D. Fritsch, L. Starannikova, N. Belov, O. Sanfirova, Y. Yampolskii and V. Shantarovich, *J. Membr. Sci.*, 2008, **325**, 851–860.
- 17 S. Thomas, I. Pinnau, N. Du and M. D. Guiver, *J. Membr. Sci.*, 2009, **333**, 125–131.
- 18 M. Carta, R. Malpass-Evans, M. Croad, Y. Rogan, J. C. Jansen, P. Bernardo, F. Bazzarelli and N. B. McKeown, *Science*, 2013, **339**, 303–307.
- 19 Y. Rogan, L. Starannikova, V. Ryzhikh, Y. Yampolskii, P. Bernardo, F. Bazzarelli, J. C. Jansen and N. B. McKeown, *Polym. Chem.*, 2013, **4**, 3813–3820.
- 20 E. Tocci, L. De Lorenzo, P. Bernardo, G. Clarizia, F. Bazzarelli, N. B. McKeown, M. Carta, R. Malpass-Evans, K. Friess, K. Pilnacek, M. Lanc, Y. P. Yampolskii, L. Starannikova, V. Shantarovich, M. Mauri and J. C. Jansen, *Macromolecules*, 2014, **47**, 7900–7916.
- 21 M. Carta, M. Croad, R. Malpass-Evans, J. C. Jansen, P. Bernardo, G. Clarizia, K. Friess, M. Lanc and N. B. McKeown, *Adv. Mater.*, 2014, **26**, 3526–3531.
- 22 B. S. Ghanem, R. Swaidan, X. Ma, E. Litwiller and I. Pinnau, *Adv. Mater.*, 2014, **26**, 6696–6700.
- 23 R. Swaidan, M. Al-Saedi, B. Ghanem, E. Litwiller and I. Pinnau, *Macromolecules*, 2014, **47**, 5104–5114.
- 24 I. Rose, C. G. Bezzu, M. Carta, B. Comesana-Gandara, E. Lasseuguette, M. C. Ferrari, P. Bernardo, G. Clarizia, A. Fuoco, J. C. Jansen, K. E. Hart, T. P. Liyana-Arachchi, C. M. Colina and N. B. McKeown, *Nat. Mater.*, 2017, **16**, 932–937.
- 25 I. Rose, M. Carta, R. Malpass-Evans, M.-C. Ferrari, P. Bernardo, G. Clarizia, J. C. Jansen and N. B. McKeown, *ACS Macro Lett.*, 2015, **4**, 912–915.
- 26 R. Williams, L. A. Burt, E. Esposto, J. C. Jansen, E. Tocci, C. Rizzuto, M. Lanc, M. Carta and N. B. McKeown, *J. Mater. Chem. A*, 2018, **6**, 5661–5667.
- 27 R. Swaidan, B. Ghanem and I. Pinnau, *ACS Macro Lett.*, 2015, **4**, 947–951.
- 28 C. G. Bezzu, M. Carta, A. Tonkins, J. C. Jansen, P. Bernardo, F. Bazzarelli and N. B. McKeown, *Adv. Mater.*, 2012, **24**, 5930.
- 29 V. Lukes, R. Solc, F. Milota, J. Sperling and H. F. Kauffmann, *Chem. Phys.*, 2008, **349**, 226–233.
- 30 X. Ma, B. Ghanem, O. Salinas, E. Litwiller and I. Pinnau, *ACS Macro Lett.*, 2015, **4**, 231–235.
- 31 X. Ma, O. Salinas, E. Litwiller and I. Pinnau, *Macromolecules*, 2013, **46**, 9618–9624.
- 32 X. Ma, O. Salinas, E. Litwiller and I. Pinnau, *Polym. Chem.*, 2014, **5**, 6914–6922.
- 33 K. E. Hart, J. M. Springmeier, N. B. McKeown and C. M. Colina, *Phys. Chem. Chem. Phys.*, 2013, **15**, 20161–20169.
- 34 R. G. Clarkson and M. Gomberg, *J. Am. Chem. Soc.*, 1930, **52**, 2881–2891.
- 35 S. Plimpton, *J. Comput. Phys.*, 1995, **117**, 1.
- 36 L. J. Abbott, K. E. Hart and C. M. Colina, *Theor. Chem. Acc.*, 2013, **132**, 1334.
- 37 G. S. Larsen, P. Lin, K. E. Hart and C. M. Colina, *Macromolecules*, 2011, **44**, 6944–6951.
- 38 M. Minelli, D. R. Paul and G. C. Sarti, *J. Membr. Sci.*, 2017, **540**, 229–242.
- 39 P. Bernardo, E. Bazzarelli, F. Tasselli, G. Clarizia, C. R. Mason, L. Maynard-Atem, P. M. Budd, M. Lanc, K. Pilnacek, O. Vopicka, K. Friess, D. Fritsch, Y. P. Yampolskii, V. Shantarovich and J. C. Jansen, *Polymer*, 2017, **113**, 283–294.
- 40 K. Pilnáček, O. Vopička, M. Lanč, M. Dendisová, M. Zgažar, P. M. Budd, M. Carta, R. Malpass-Evans, N. B. McKeown and K. Friess, *J. Membr. Sci.*, 2016, **520**, 895–906.
- 41 R. Swaidan, B. Ghanem, E. Litwiller and I. Pinnau, *Macromolecules*, 2015, **48**, 6553–6561.
- 42 J. Zhang, H. Kang, J. Martin, S. Zhang, S. Thomas, T. C. Merkel and J. Jin, *Chem. Commun.*, 2016, **52**, 6553–6556.
- 43 Y. Yampolskii, *Polym. Rev.*, 2017, **57**, 200–212.
- 44 V. Teplyakov and P. Meares, *Gas Sep. Purif.*, 1990, **4**, 66–74.
- 45 R. R. Tiwari, Z. P. Smith, H. Q. Lin, B. D. Freeman and D. R. Paul, *Polymer*, 2014, **55**, 5788–5800.
- 46 R. R. Tiwari, J. Y. Jin, B. D. Freeman and D. R. Paul, *J. Membr. Sci.*, 2017, **537**, 362–371.
- 47 M. L. Jue, V. Breedveld and R. P. Lively, *J. Membr. Sci.*, 2017, **530**, 33–41.

