



Swansea University  
Prifysgol Abertawe



## Cronfa - Swansea University Open Access Repository

---

This is an author produced version of a paper published in:  
*IEEE Transactions on Industrial Informatics*

Cronfa URL for this paper:  
<http://cronfa.swan.ac.uk/Record/cronfa39396>

---

### Paper:

Yang, C., Jiang, Y., Li, Z., He, W. & Su, C. (2017). Neural Control of Bimanual Robots With Guaranteed Global Stability and Motion Precision. *IEEE Transactions on Industrial Informatics*, 13(3), 1162-1171.  
<http://dx.doi.org/10.1109/TII.2016.2612646>

---

This item is brought to you by Swansea University. Any person downloading material is agreeing to abide by the terms of the repository licence. Copies of full text items may be used or reproduced in any format or medium, without prior permission for personal research or study, educational or non-commercial purposes only. The copyright for any work remains with the original author unless otherwise specified. The full-text must not be sold in any format or medium without the formal permission of the copyright holder.

Permission for multiple reproductions should be obtained from the original author.

Authors are personally responsible for adhering to copyright and publisher restrictions when uploading content to the repository.

<http://www.swansea.ac.uk/library/researchsupport/ris-support/>

# Neural Control of Bimanual Robots with Guaranteed Global Stability and Motion Precision

Chenguang Yang, *Senior Member, IEEE*, Yiming Jiang, Zhijun Li, *Senior Member, IEEE*, Wei He, *Senior Member, IEEE*, and Chun-Yi Su, *Senior Member, IEEE*,

**Abstract**—Robots with coordinated dual arms are able to perform more complicated tasks that a single manipulator could hardly achieve. However, more rigorous motion precision is required to guarantee effective cooperation between the dual arms, especially when they grasp a common object. In this case, the internal forces applied on the object must also be considered in addition to the external forces. Therefore, a prescribed tracking performance at both transient and steady states is first specified, and then a controller is synthesized to rigorously guarantee the specified motion performance. In the presence of unknown dynamics of both the robot arms and the manipulated object, the neural networks approximation technique is employed to compensate for uncertainties. In order to extend the semiglobal stability achieved by conventional neural control to global stability, a switching mechanism is integrated into the control design. Effectiveness of the proposed control design has been shown through experiments carried out on the Baxter Robot.

**Index Terms**—Neural networks; Bimanual robots; Tailored tracking performance; Global uniformly ultimately boundedness (GUUB)

## I. INTRODUCTION

With bimanual cooperation, our humans are able to perform delicate and complicated manipulations. There has been a pronounced tendency in the robotics and automation community to shift focus of studies from single manipulators to coordinated dual-arm robots [1]–[6]. In comparison to a single arm robot, a dual-arm robot has prominent advantages in the handling capability, loading capability as well as manipulative skills. For example, in tool using tasks such as carving or screwing, distribution of motions and forces required by the tasks between the two robot arms greatly reduces the complexity and energy cost of manipulation, compared with that of a single robot arm. Therefore, the topics of dual arms robot control have attracted much research attention over

the past decades [7]–[10]. The early studies of coordinative control schemes of two robotic arms were reported in [11] and [12], where the position tracking and force control were addressed. To deal with the unknown output hysteresis in the control of coordinate robot, an adaptive neural control was presented with computational efficiency [6]. In [7], a dual NN has been used to resolve the distribution problem of redundant coordination robot systems by using a multicriteria to minimize the global kinetic energy.

It should be emphasized that the motion precision is of great importance in the robot operation, especially for the dual arm manipulation [13]. A precise coordination of both arms can ensure that no excessive internal force would occur, and also reduce possible variation of the internal forces. In this regards, the rigorous requirement of motion precision implies that the transient performance in the operation must also be taken into account. Therefore, much effort in the control community has been made to achieve a desired transient performance [14]–[17]. For this purpose, an effective tracking algorithm was proposed to control a five-bar closed-chain robot based on transformation of tracking errors in [16]. In [17], a constraint on output was considered for control of a class of multi-input-multi-output (MIMO) systems. The above mentioned control approaches rely on purposely built transformations with appropriate inverses which increase the complexity of the control design.

In practice, usually the kinematics information of robots can be accurately known from the manufacturer, but there exist inevitable uncertainties of the dynamics of the robot [18]–[22]. Nevertheless, we can always access the input-output data of an robot system, thus it is desirable to use available input-output data to approximate the unknown robot dynamics, in order to design a controller with satisfactory performance. One of the most successful control approaches is the neural network (NN) based intelligent controller, which utilizes the powerful universal approximation ability of NN to compensate for unknown dynamics [23]–[34]. In [35], the NN was used to approximate the hypersonic flight vehicle dynamics in the tracking control of strict-feedback systems. In [15], the NN was used to compensate for the complicated nonlinearity in the closed-loop robot dynamics.

It should be noted that the above mentioned NN control methods only ensure stability in the sense of semiglobally uniformly ultimately boundedness (SGUUB) of the closed-loop signals, because the NN's approximation only holds over a certain compact set, so called NN's approximation domain. Therefore, the range of state variable must be within this ap-

Manuscript received June 25, 2016; revised August 26, 2016; and accepted September 15, 2016. This work was partially supported by National Nature Science Foundation (NSFC) under Grants 61473120, 61573147 and 91520201, Guangdong Provincial Natural Science Foundation 2014A030313266 and International Science and Technology Collaboration Grant 2015A050502017, Science and Technology Planning Project of Guangzhou 201607010006 and the Fundamental Research Funds for the Central Universities under Grant 2015ZM065.

C. Yang, Y. Jiang, Z. Li and C.-Y. Su are with Key Lab of Autonomous Systems and Networked Control, Ministry of Education, South China University of Technology, Guangzhou, China (e-mail: cyang@ieee.org; ym.jiang@qq.com; zjli@ieee.org; cysu@alcor.concordia.ca). C. Yang is also with Zienkiewicz Centre for Computational Engineering, Swansea University, UK. C.-Y. Su is on leave from Concordia University, Canada.

W. He is with School of Automation and Electrical Engineering, University of Science and Technology Beijing, Beijing, China (e-mail: hewei.ac@ustb.edu.cn).

proximation domain during operation. However, such compact set is impossible to be identified precisely beforehand, especially for highly nonlinear complicated systems with multiple inputs and multiple outputs (MIMO). Therefore, it is important to develop an NN controller with guaranteed global stability. In [36], a robust adaptive neural controllers was developed to achieve global uniformly ultimately boundedness (GUUB) stability. An adaptive NN control for hypersonic flight vehicle systems was proposed to ensure GUUB stability in [35]. However, only single-input-single-output (SISO) systems were reported in most existing works, and few of them consider transient performance at the same time.

In this paper, we aim to achieve both tailored transient performance and guaranteed global stability at the same time, by exploiting the barrier Lyapunov functions (BLFs). The BLFs were originally developed in the nonlinear control community to deal with the state and output constrains [37]–[40]. A BLF-based controller was developed to control a robot manipulator with joint space constraints in [37]. In [40], an asymmetric time-varying BLF was presented for nonlinear systems in strict-feedback form.

It is noted that by posing constraints to the behavior of the states or outputs, tracking errors can be indirectly constrained using the technique of BLFs. Motivated by this, in this paper the BLFs technique was exploited to achieve the tailored tracking performance at both transient and steady states. Comparing with the regulation of steady state responses, the shaping of the transient control is much more difficult. By constructing a prescribed tracking performance requirement function, a proper BLF is proposed for controller synthesis of a dual-arm robot, such that both transient and steady state tracking performance can be ensured. Meanwhile, a switching mechanism is introduced into the NN controller design to ensure global stability. In comparison to the conventional NN controllers which only ensure the stability of SGUUB, our proposed NN controller guarantees global stability of the closed-loop system. This is practically much more useful as the requirement of the NN inputs is greatly relaxed.

## II. PROBLEM FORMULATION AND MODELLING PROCEDURE

### A. Problem Formulation

Consider a bimanual robot grasping a common object, our objective is to design a robot controller such that the manipulated object could track a desired trajectory  $x_d$  specified in the task space, as shown in Fig. 1, while simultaneously guarantee (i) the tracking errors fall into the predefined bounds to achieve tailored tracking performances; (ii) all the signals in the close-loop bimanual robot system remain GUUB; and (iii) the internal forces between the end-effectors and the object converge to a small neighborhood of specified values.

### B. Modeling of the Bimanual Robot

The position and orientation of the manipulated object could be defined by a vector  $x \in \mathbb{R}^{N_0}$ , where  $N_0$  is the object's degree of freedom (DOF). Assume that both arms grasp the object rigidly so that there is no relative motion in between

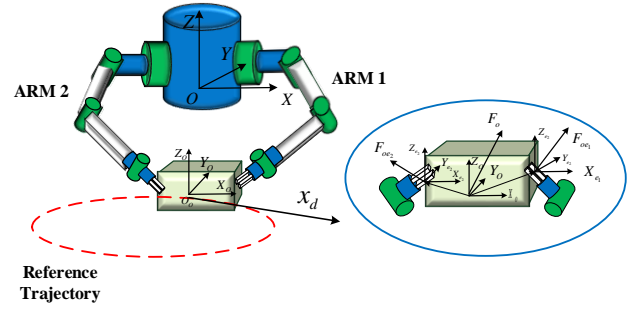


Fig. 1. An overview of the dual arm robot manipulated a common object

the object and the end-effectors. Then, based on the forward kinematics of robot manipulator, the relations between task space and robot joint space can be calculated in the following manner:

$$x = p_i(q_i), \quad \dot{x} = \dot{p}_i(q_i) = J_i(q_i)\dot{q}_i \quad (1)$$

where  $q_i \in \mathbb{R}^{N_i}$  and  $\dot{q}_i \in \mathbb{R}^{N_i}$  are vectors of joint variable and joint velocity of the  $i$ th robotic arm, respectively, and  $N_i$  is the DOF of the  $i$ th robotic arm.  $p_i$  is a continues function, and  $J_i(q_i)$  is the Jacobian matrix. The following assumptions are considered to facilitate the modeling procedure of the bimanual robot system:

*Assumption 1:* The dynamics of the robot manipulators are uncertain, while the kinematics is accurately available. The robotic arms are operating away from any singular configurations during the motion.

*Assumption 2:* The rigid object would not be deformed by the exerted forces.

Then, the dynamics of each robot arm are described in the following Lagrangian form:

$$M_i(q_i)\ddot{q}_i + C_i(q_i, \dot{q}_i)\dot{q}_i + G_i(q_i) = \tau_i + J_{e_i}^T(q_i)F_{e_i} \quad (2)$$

where  $M_i(q_i) \in \mathbb{R}^{N_i \times N_i}$ ,  $C_i(q_i, \dot{q}_i) \in \mathbb{R}^{N_i \times N_i}$ ,  $G_i(q_i) \in \mathbb{R}^{N_i}$  are the inertial matrix, Coriolis and centrifugal matrix and gravity vector, respectively.  $J_{e_i}^T(q_i)$  represents the robotic arm's Jacobian matrix, while  $\tau_i \in \mathbb{R}^{N_i}$  is the joint torque,  $F_{e_i} \in \mathbb{R}^{N_0}$  is the force vector exerted at end-effector. The dynamics of the object's motion can be described as:

$$M_o(x)\ddot{x} + C_o(x, \dot{x})\dot{x} + G_o(x) = F_o \quad (3)$$

where  $M_o(x)$ ,  $C_o(x, \dot{x})$  and  $G_o(x)$  denote the inertial, Coriolis and centrifugal matrix, and the gravitational vector of manipulated object, respectively, while  $F_o \in \mathbb{R}^{N_0}$  is the resulting force given as follows

$$F_o = -F_{oe1} - F_{oe2}, \quad F_{oei} = f_i + f_{oi} \quad (4)$$

where  $F_{oei}$  is the interaction force applied on the end-effector of  $i$ th robotic arm.  $F_{oei}$  are decomposed into an external force  $f_{oi}$  and an internal force  $f_i$ , where the external forces  $f_{oi}$  derive the motion of the object, and the internal forces  $f_i$  cancel with each other and satisfy the constraint  $f_1 + f_2 = 0_{[n]}$ . Combination of equation (3) and (4) yields

$$f_i = F_{oei} - D_i(t)(f_{o1} + f_{o2}) \quad (5)$$

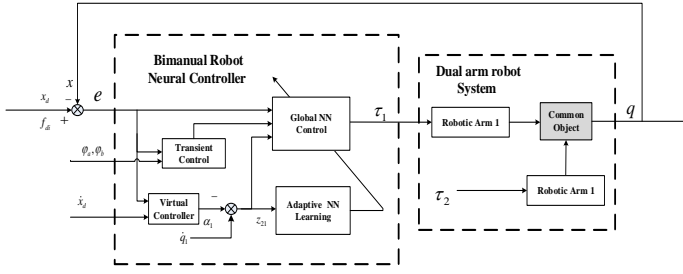


Fig. 2. The framework for the bimanual robot controller

where  $D_i(t) \in \mathbb{R}^{N_0 \times N_0}$  is the object load distribution matrix satisfying  $D_1(t) + D_2(t) = I_{N_0}$ , where  $I_{N_0} \in \mathbb{R}^{N_0 \times N_0}$  is an identity matrix.

Combination of (2), (3), (4), (5) and the kinematic equation (1) yields a compact form below:

$$\tau_i = \mathcal{M}_i(q_i)\ddot{q}_i + \mathcal{C}_i(q_i, \dot{q}_i)\dot{q}_i + \mathcal{G}_i(q_i) - J_i^T(q_i)f_i \quad (6)$$

where  $\mathcal{M}_i = M_i + D_i\mathcal{M}_o$ ,  $\mathcal{M}_o = J_o^T M_o J_o$ ,  $\mathcal{C}_i = C_i + D_i(M_D + \mathcal{C}_o)$ ,  $\mathcal{C}_o = J_o^T C_o J_o$ ,  $M_D = J_i^T M_o J_i$ ,  $\mathcal{G}_i = G_i + D_i\mathcal{G}_o$ ,  $\mathcal{G}_o = J_o^T G_o$ . To be self-contained, the fundamental properties of robot manipulator dynamics, which will be used later for control design and analysis, are described below:

*Property 1:* [10] The skew-symmetric matrix  $2\mathcal{C}_i(q_i, \dot{q}_i) - [\dot{\mathcal{M}}_i(q_i) - \dot{D}_i(t)\mathcal{M}_o(q_i, \dot{q}_i)]$  satisfies that:

$$\partial^T \left\{ (2\mathcal{C}_i(q_i, \dot{q}_i) - \dot{\mathcal{M}}_i(q_i) - \dot{D}_i(t)\mathcal{M}_o(q_i, \dot{q}_i)) \right\} \partial = 0, \quad \forall \partial$$

*Property 2:* [10] The matrix  $\dot{D}_i(t)\mathcal{M}_o(q_i)$  is bounded and uniformly continuous while satisfies the following inequality:

$$\|\dot{D}_i(t)\mathcal{M}_o(q_i)\| \leq 2\rho, \quad \forall t \geq 0 \quad (7)$$

where  $\rho$  is a positive constant.

### III. CONTROL DESIGN

Before proceeding to control design, let us introduce the following tracking error signals:

$$e = x - x_d, \quad z_i = \dot{q}_i - \alpha_i \quad i = 1, 2 \quad (8)$$

where  $e = [e_1, e_2, \dots, e_{N_0}] \in \mathbb{R}^{N_0}$  stands for the position tracking error of the manipulated object,  $z_i = [z_{i1}, z_{i2}, \dots, z_{iN_i}] \in \mathbb{R}^{N_i}$  stand for the velocity tracking error of each robotic arm in joint space, and  $\alpha_i$  is a virtual controller to be specified in (19),  $x_d$  is the reference trajectory of the manipulated object. Our control strategy is illustrated in Fig. 2.

#### A. Specification on Requirement for Tracking Performance

To specify tracking performance, especially transient performance (e.g., overshoot, undershoot and coverage rate), we construct a series of smoothly decreasing functions  $\phi(t) = [\phi_1, \phi_2, \dots, \phi_{N_0}]$  to shape the motion of the object as

$$\phi_k(t) = (\rho_{0k} - \rho_{\infty k})e^{-a_k t} + \rho_{\infty k} \quad (9)$$

where  $\rho_{0k}$ ,  $\rho_{\infty k}$  and  $a_k$  ( $k = 1, 2, \dots, N_0$ ) are properly chosen positive constants. Let us define  $\varphi_{a,k}(t) = -\beta_{1k}\phi_k(t)$

and  $\varphi_{b,k}(t) = \beta_{2k}\phi_k(t)$ , with positive constants  $\beta_{1k}$  and  $\beta_{2k}$  to be specified by the designer.

*Remark 1:* The functions  $\varphi_{a,k}(t)$  and  $\varphi_{b,k}(t)$  specify the tracking transient response, i.e., the exponential term  $a_k$  regulates the required convergence rate of tracking errors,  $\beta_{1k}\rho_{0k}$ ,  $-\beta_{2k}\rho_{0k}$  define the maximum overshoot and undershoot, and  $-\beta_{1k}\rho_{\infty k}$ ,  $\beta_{2k}\rho_{\infty k}$  regulates the bounds of the steady errors, as shown in Fig. 3. This implies that we are able to regulate both transient and steady-state performance by properly choosing parameters  $\beta_{1k}$ ,  $\beta_{2k}$ ,  $\rho_{0k}$ ,  $\rho_{\infty k}$  and  $a_k$ .

The following coordinate transformation of tracking errors will be used in the later design.

$$\begin{aligned} \xi_a &= \begin{bmatrix} e_1 \\ \vdots \\ e_{N_0} \end{bmatrix}^T, \quad \xi_b = \begin{bmatrix} e_1 \\ \vdots \\ e_{N_0} \end{bmatrix}^T \\ \xi_k &= h_k(e_k)\xi_{b,k} + (1 - h_k(e_k))\xi_{a,k} \end{aligned} \quad (10)$$

where  $\xi_{a,k}$ ,  $\xi_{b,k}$  are the  $k$ th element of the vectors  $\xi_a$ ,  $\xi_b$ , respectively, and  $h_k(e_k)$  is defined as

$$h_k(e_k) = \begin{cases} 1 & e_k \geq 0 \\ 0 & \text{otherwise} \end{cases} \quad (11)$$

#### B. Controller Design Using BLF and Backstepping

Inspired by the work [40], an asymmetric time-varying barrier function is constructed for the  $i$ th robotic arm as

$$V_{i1} = \sum_{k=1}^{N_0} \left( \frac{h_k}{2} \ln \frac{1}{1 - \xi_{b,k}^2} + \frac{1 - h_k}{2} \ln \frac{1}{1 - \xi_{a,k}^2} \right) \quad (12)$$

The differentiation of (12) with respect to time gives us

$$\dot{V}_{i1} = \sum_{k=1}^{N_0} \left( \frac{h_k}{1 - \xi_{b,k}^2} \xi_{b,k} \dot{\xi}_{b,k} + \frac{1 - h_k}{1 - \xi_{a,k}^2} \xi_{a,k} \dot{\xi}_{a,k} \right) \quad (13)$$

According to definitions of  $\xi_{a,k}$ ,  $\xi_{b,k}$ , and substituting (8) into (13) we have

$$\begin{aligned} \dot{V}_{i1} &= \sum_{k=1}^{N_0} \left( \frac{\xi_k^2}{(1 - \xi_k^2)} \dot{e}_k \right) \\ &+ \sum_{k=1}^{N_0} \left( \frac{(1 - h_k)\xi_{a,k}^2}{(1 - \xi_{a,k}^2)} \dot{\varphi}_{a,k} + \frac{h_k\xi_{b,k}^2}{(1 - \xi_{b,k}^2)} \dot{\varphi}_{b,k} \right) \end{aligned} \quad (14)$$

Then, by defining a transient control vector

$$P = \left[ \frac{\xi_1^2}{(1 - \xi_1^2)} e_1, \frac{\xi_2^2}{(1 - \xi_2^2)} e_2, \dots, \frac{\xi_{N_0}^2}{(1 - \xi_{N_0}^2)} e_{N_0} \right]^T \quad (15)$$

and substituting it into (14), we rewrite  $V_{i1}$  as below:

$$\dot{V}_{i1} = P^T \dot{e} + \sum_{k=1}^{N_0} \left( \frac{(1 - h_k)\xi_{a,k}^2}{(1 - \xi_{a,k}^2)} \dot{\varphi}_{a,k} + \frac{h_k\xi_{b,k}^2}{(1 - \xi_{b,k}^2)} \dot{\varphi}_{b,k} \right) \quad (16)$$

Note that the relation between  $\dot{x}$  and  $\dot{q}_i$  as specified in (1) always hold. According to the definitions of  $e$  and  $z_i$  in (8), we have

$$\dot{e} = J_i(q)(z_i + \alpha_i) - \dot{x}_d \quad i = 1, 2 \quad (17)$$

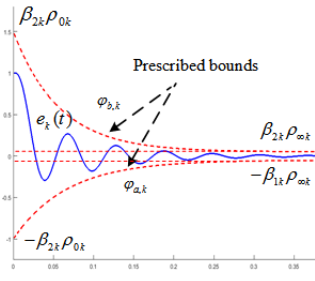


Fig. 3. Relationship between the tracking error  $e_k(t)$  and the performance function

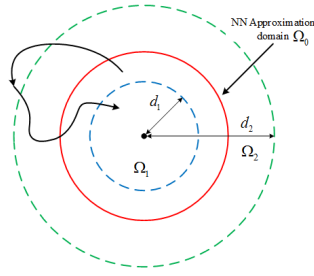


Fig. 4. Global tracking performance

Substituting (17) into (16) yields

$$\begin{aligned} \dot{V}_{i1} &= P^T (J_i(q)(z_i + \alpha_i) - \dot{x}_d) \\ &+ \sum_{k=1}^{N_0} \left( \frac{(1-h_k)\xi_{a,k}^2}{(1-\xi_{a,k}^2)} \frac{\dot{\varphi}_{a,k}}{\varphi_{a,k}} + \frac{h_k\xi_{b,k}^2}{(1-\xi_{b,k}^2)} \frac{\dot{\varphi}_{b,k}}{\varphi_{b,k}} \right) \end{aligned} \quad (18)$$

Then, let us design a virtual controller  $\alpha_i$  as

$$\alpha_i = J_i^+(q) (\dot{x}_d - K_1 e - \sigma(t)e) \quad (19)$$

where  $J_i^+(q_i)$  is the Moore-Penrose inverse of  $J_i(q_i)$ ,  $K_1 = \text{diag}\{k_{11}, k_{12}, \dots, k_{1N_0}\}$  with  $k_{1k}$  being positive constants. And  $\sigma(t) = \text{diag}\{\sigma_1(t), \sigma_2(t), \dots, \sigma_{N_0}(t)\}$  with  $\sigma_k(t) = \sqrt{(\frac{\dot{\varphi}_{a,k}}{\varphi_{a,k}})^2 + (\frac{\dot{\varphi}_{b,k}}{\varphi_{b,k}})^2 + k_a}$ , where  $k_a$  selected as a positive parameter that ensures the boundedness of  $\dot{\alpha}_i$  when  $\dot{\varphi}_{a,k}(t)$ ,  $\dot{\varphi}_{b,k}(t)$  are zero. Substituting (19) into (18) yields

$$\begin{aligned} \dot{V}_{i1} &= P^T J_i(q) z_i - P^T (K_1 e + \sigma(t)e) \\ &+ \sum_{k=1}^{N_0} \left( \frac{h_k \xi_{b,k}^2}{(1-\xi_{b,k}^2)} \frac{\dot{\varphi}_{b,k}}{\varphi_{b,k}} + \frac{(1-h_k)\xi_{a,k}^2}{(1-\xi_{a,k}^2)} \frac{\dot{\varphi}_{a,k}}{\varphi_{a,k}} \right) \end{aligned} \quad (20)$$

Note that the following inequality holds

$$\sigma_k(t) - h_k \frac{\dot{\varphi}_{a,k}}{\varphi_{a,k}} - (1-h_k) \frac{\dot{\varphi}_{b,k}}{\varphi_{b,k}} \geq 0 \quad (21)$$

Using the definition of  $P$  in (15) and in terms of (21), equation (20) can be rewritten as

$$\dot{V}_{i1} \leq - \sum_{k=1}^{N_0} k_{1k} \frac{\xi_k^2}{(1-\xi_k^2)} + P^T J_i(q) z_i \quad (22)$$

### C. Global Adaptive NN (GANN) Control

#### 1) Radial basis function neural network (RBFNN) [41]:

In this paper, the following RBFNNs are used to approximate a continuous vector function  $F(Z) = [f_1(Z), f_2(Z), \dots, f_n(Z)]^T \in \mathbb{R}^n$ ,

$$\hat{F}(Z) = \hat{W}^T S(Z) \quad (23)$$

where  $\hat{F}(Z) \in \mathbb{R}^n$  is the estimate of  $F(Z)$ ,  $Z \in \Omega_Z \subset \mathbb{R}^q$  is NN inputs vector, and  $q$  denotes the demonstration of the input;  $\hat{W} = [\hat{W}_1, \hat{W}_2, \dots, \hat{W}_n] \in \mathbb{R}^{n \times l}$  is the estimation of NN optimal weight matrix  $W^*$ , and  $l$  is the number of NN nodes.  $S(Z) = [s_1(Z), s_2(Z), \dots, s_l(Z)]^T \in \mathbb{R}^l$  is the regressor vector with  $s_i(\cdot)$  being a radial basis function. In general,

the most commonly used Gaussian radial basis functions are employed as follows:

$$s_i(\|Z - \mu_i\|) = \exp \left[ \frac{-(Z - \mu_i)^T (Z - \mu_i)}{\vartheta_i^2} \right] \quad (24)$$

where  $\mu_i$  ( $i = 1, \dots, l$ ) are distinct points in state space,  $\mu_i = [\mu_{i1}, \mu_{i2}, \dots, \mu_{iq}]^T$  is the center of the neural and  $\vartheta_i$  is the Gaussian function's width. It has been established that, with sufficiently large node number, an arbitrary continuous function  $F(Z)$  can be approximated by the RBFNN (23) over a compact set  $\Omega_Z$  as

$$F(Z) = W^{*T} S(Z) + \varepsilon(Z), \quad \forall Z \in \Omega_Z \quad (25)$$

where  $W^*$  is an ideal constant weight vector, and  $\varepsilon(Z) \in \mathbb{R}^n$  is the approximation error. There exist ideal weight vector  $W^*$  such that  $|\varepsilon(Z)| < \varepsilon^*$  with constant  $\varepsilon^* > 0$  for all  $Z \in \Omega_Z$ .

2) *Global NN control design:* Let us define a positive Lyapunov function as,

$$V_{i2} = V_{i1} + \frac{1}{2} z_i^T \mathcal{M}_i z_i \quad (26)$$

Substituting (6) and (8) into its derivative, and considering Properties 1 and 2, we can derive from (26) that

$$\begin{aligned} \dot{V}_{i2} &\leq \dot{V}_{i1} + \varrho_i z_i^T z_i \\ &+ z_i^T (\tau_i - \mathcal{M} \dot{\alpha}_i - \mathcal{C}_i \alpha_i - \mathcal{G}_i + J_i^T(q_i) f_i) \end{aligned} \quad (27)$$

where  $\mathcal{M}_i$ ,  $\mathcal{G}_i$  and  $\mathcal{C}_i$  are abbreviations of  $\mathcal{M}_i(q)$ ,  $\mathcal{G}_i(q)$  and  $\mathcal{C}_i(q, \dot{q})$ , respectively, and  $\varrho_i$  is a positive constant specified in (7).

Considering the dynamics of robot in (6), we reformulate it by using a function vector  $F_i(Z_i) \in \mathbb{R}^{N_i}$  as

$$F_i(Z_i) = -(\mathcal{M} \dot{\alpha}_i + \mathcal{C}_i \alpha_i + \mathcal{G}_i) \quad (28)$$

where  $F_i(Z_i) = [f_{i,1}(Z_i), f_{i,2}(Z_i), \dots, f_{i,N_i}(Z_i)]^T$ ,  $Z_i = [q_i^T, \dot{q}_i^T, \alpha_i^T, \dot{\alpha}_i^T]^T \in \mathbb{R}^{\nu_i}$ , with  $\nu_i = 4N_i$ . It should be noted that, for the functions  $f_{i,j}(Z_i) \in \mathbb{R}$ ,  $j = 1, 2, \dots, N_i$ , there exist known bounded nonnegative smooth functions  $f_{i,j}^U(Z_i)$  such that  $|f_{i,j}(Z_i)| \leq f_{i,j}^U(Z_i)$ ,  $\forall Z \in \mathbb{R}^{\nu_i}$ .

Applying RBFNN described in Section III.C, we see that over a compact set  $\Omega_{i1}$ ,

$$\hat{F}_i(Z_i) = \hat{W}_i^T S_i(Z_i) + \varepsilon_i \quad (29)$$

where  $\hat{W}_i = [\hat{W}_{i,1}, \hat{W}_{i,2}, \dots, \hat{W}_{i,N_i}]^T \in \mathbb{R}^{l_i \times N_i}$  is the estimation of optimal neural weight matrix  $W_i^*$ , and  $\hat{W}_{i,j} = [\hat{\omega}_{i,j,1}, \hat{\omega}_{i,j,1}, \dots, \hat{\omega}_{i,j,l_i}] \in \mathbb{R}^{l_i}$ ,  $S_i(Z_i) \in \mathbb{R}^{l_i}$  is the basis vector function with  $l_i$  being the NN nodes number, and  $\varepsilon_i$  is the NN construction error satisfying  $|\varepsilon_i| < \bar{\varepsilon}_i$ .

Prior to proceed to control design, let us introduce a set of smooth switching functions  $Q_i(Z_i) \in \mathbb{R}^{N_i \times N_i}$  as

$$Q_i(Z_i) = \text{diag}(M_{i1}(Z_i), M_{i2}(Z_i), \dots, M_{iN_i}(Z_i)) \quad (30)$$

where  $M_{ij}(Z_i) = \prod_{c=1}^{\nu_i} m(z_{ic})$ , and  $m(z_{ic})$  is designed as

$$m(z_{ic}) = \begin{cases} 1 & |z_{ic}| < d_{1,ic} \\ \frac{d_{2,ic}^2 - z_{ic}^2}{d_{2,ic}^2 - d_{1,ic}^2} e^{\left( \frac{z_{ic}^2 - d_{1,ic}^2}{\omega_i (d_{2,ic}^2 - d_{1,ic}^2)} \right)^2} & \text{otherwise} \\ 0 & |z_{ic}| > d_{2,ic} \end{cases} \quad (31)$$

where  $d_{1,ic}$  and  $d_{2,ic}$  are positive constants satisfying  $0 < d_{1,ic} < d_{2,ic}$ ,  $\omega_i$  are positive constants with  $\omega_i \geq 1$ .

*Remark 2:* The switching function  $m(\cdot)$  are scaled to  $m(\cdot) = 1$  in the compact set  $\Omega_1$  and  $m(\cdot) = 0$  outside the domain  $\Omega_2$  as show in Fig. 4. Therefore the adaptive NN control can be thoroughly disabled when the neural active region is no longer remain.

Then, the adaptive global NN robot control law is designed as

$$\begin{aligned} \tau_i = & -K_{2i}z_i - J_i^T(q_i)P - J_i^T(q_i)f_{di} - Q_i(Z_i)\Phi_i^a \\ & - (1 - Q_i(Z_i))\Phi_i^b \end{aligned} \quad (32)$$

where  $K_{2i} = \text{diag}\{k_{2,i1}, k_{2,i2}, \dots, k_{2,iN_i}\}$  is an designed positive definite diagonal matrix,  $f_{di}$  is the desired internal force,  $P$  is the transient controller specified in (15).  $\Phi_i^a$  and  $\Phi_i^b$  are designed as

$$\Phi_i^a = \hat{F}_i(Z_i), \quad \Phi_i^b = F_i^U(Z_i) \Gamma_i \left( \frac{F_i^U(Z_i)z_i}{\varpi} \right) \quad (33)$$

where  $\hat{F}_i$  is the estimate of  $F_i$ , and  $F_i^U = \text{diag}\{f_{i,1}^U(Z_i), f_{i,2}^U(Z_i), \dots, f_{i,N_i}^U(Z_i)\}$ ,  $\Gamma_i \left( \frac{F_i^U(Z_i)z_i}{\varpi} \right) = [\tanh(\frac{F_i(Z_i)z_{i1}}{\varpi}), \tanh(\frac{F_i(Z_i)z_{i2}}{\varpi}), \dots, \tanh(\frac{F_i(Z_i)z_{iN_i}}{\varpi})]^T$  with  $\varpi$  being a positive parameter.

The NN weight adaptive law is designed as

$$\dot{\hat{W}}_i = \Theta_i(Q_i(Z_i))S(Z_i)z_i - \gamma_i \hat{W}_i \quad (34)$$

where  $\Theta_i$  is a positive definitve matrix, and  $\gamma_i$  is a positive constant.

*Remark 3:* The controller proposed in (32) consists of an adaptive NN controller  $\Phi_i^a$  and an extra robust controller  $\Phi_i^b$ . When the tracking runs in the NN active domain  $\Omega_1$ , the term  $\Phi_i^a$  plays a decisive role, once the the NN runs out of the  $\Omega_2$ , the extra robust term  $\Phi_i^b$  will pull the state back. If the NN runs in the domain between the  $\Omega_2$  and  $\Omega_1$ , both terms work and will pull the state back to the compact set  $\Omega_1$ .

Consider the following Lyapunov function

$$V_i = V_{i2} + \frac{1}{2} \sum_{j=1}^{N_i} \tilde{W}_{i,j}^T \Theta_i^{-1} \tilde{W}_{i,j} \quad (35)$$

where  $(\tilde{*}) = (\hat{*}) - (*)$ . Taking derivative of (35) along time, and considering the control law (32) and the adaptive law (34), yields

$$\begin{aligned} \dot{V}_i = & \dot{V}_{i1} + z_i^T \left( -K_{2i}z_i + \varrho_i z_i - J_i^T(q_i)P + J_i^T(q_i)\tilde{f}_i \right) \\ & + z_i^T \left( -Q_i(Z_i)\Phi_i^a - (I - Q_i(Z_i))\Phi_i^b + F_i(Z_i) \right) \\ & + \sum_{j=1}^{N_i} \tilde{W}_{i,j}^T \Theta_i^{-1} \dot{\tilde{W}}_{i,j} \end{aligned} \quad (36)$$

where  $\tilde{f}_i = f_i - f_{di}$ . Substituting (29), (33) and (34) in (36),

we have

$$\begin{aligned} \dot{V}_i \leq & \dot{V}_{i1} + z_i^T \left( -K_{2i}z_i - J_i^T(q_i)P + J_i^T(q_i)\tilde{f}_i + \varrho_i z_i \right) \\ & + \sum_{j=1}^{N_i} \left( z_{ij} f_{i,j}^U - z_{ij} f_{i,j}^U \tanh\left(\frac{z_{ij} f_{i,j}^U}{\varpi}\right) \right) \\ & + \sum_{j=1}^{N_i} \left( -\gamma_i \tilde{W}_{i,j}^T (W_{i,j}^* + \tilde{W}_{i,j}) + z_{ij} \varepsilon_{ij} \right) \end{aligned} \quad (37)$$

Notice that following inequalities hold in terms of the Young's inequality,

$$\begin{aligned} -\tilde{W}_{i,j}^T (W_{i,j}^* + \tilde{W}_{i,j}) & \leq -\frac{1}{2} \|\tilde{W}_{i,j}\|^2 + \frac{1}{2} \|W_{i,j}^*\|^2 \\ z_{ij} \varepsilon_{ij} & \leq \frac{1}{2} z_{ij}^2 + \frac{1}{2} \varepsilon_{ij}^2 \end{aligned} \quad (38)$$

And the following inequality holds for any  $\varpi > 0$  and  $z \in \mathbb{R}$ :

$$0 \leq |z| - z \tanh\left(\frac{z}{\varpi}\right) \leq \kappa \varpi \quad (39)$$

where  $\kappa$  is a constant satisfying  $\kappa = e^{-(\kappa+1)}$ , i.e.,  $\kappa = 0.2785$ .

Substituting (22), (38) and (39) into (37), we have

$$\begin{aligned} \dot{V}_i \leq & -\sum_{k=1}^{N_0} k_{1j} \frac{\xi_k^2}{(1-\xi_k^2)} + \left( \dot{e} + (K_1 + \sigma)e \right)^T \tilde{f}_i \\ & + \sum_{j=1}^{N_i} \left( -(k_{2,ij} - \varrho_i - \frac{1}{2}) z_{ij}^2 - \frac{1}{2} \gamma_i \|\tilde{W}_{i,j}\|^2 \right) \\ & + \sum_{j=1}^{N_i} \left( \frac{1}{2} \gamma_i \|W_{i,j}^*\|^2 + \frac{1}{2} \varepsilon_{ij}^2 + \kappa \varpi \right) \end{aligned} \quad (40)$$

Then, taking the Lyapunov function  $V = V_1 + V_2$  and considering the property of internal forces, we have

$$\begin{aligned} \dot{V} = & \dot{V}_1 + \dot{V}_2 \leq \sum_{k=1}^{N_0} \left( -2k_{1k} \ln \frac{1}{(1-\xi_k^2)} \right) \\ & + \sum_{i=1}^2 \sum_{j=1}^{N_i} \left( -k_{c,ij} z_{ij}^2 - \frac{1}{2} \gamma_i \|\tilde{W}_{i,j}\|^2 \right) \\ & + \sum_{i=1}^2 \sum_{j=1}^{N_i} \left( \frac{1}{2} \gamma_i \|W_{i,j}^*\|^2 + \frac{1}{2} \varepsilon_{ij}^2 + \kappa \varpi \right) \end{aligned} \quad (41)$$

where  $k_{c,ij} = k_{2,ij} - \varrho_i - \frac{1}{2}$ , and the fact  $\frac{\xi_k^2}{(1-\xi_k^2)} \geq \ln \frac{1}{(1-\xi_k^2)}$ ,  $\forall |\xi_k| < 1$  has been used.

#### D. Stability Analysis

*Theorem 1:* Consider the bimanual robot system in (6), together with the virtual controllers  $\alpha_i$  in (19), the control law (32), the adaptation law in (34), and the performance functions in (9). Given initial conditions  $e_k$  satisfy that  $\varphi_{a,k}(0) < e_k(0) < \varphi_{b,k}(0)$ , the proposed adaptive control scheme can guarantee that: (i) the tracking error  $e$  are bounded by the predefined function  $\varphi_{aj}$ ,  $\varphi_{aj}$ , (ii) all the tracking signals in the close loop system are uniformly ultimately bounded; (iii) the tracking error  $e$  converge to a small neighbourhood of zero.

*Proof:* From (12), (26) and (35), we have

$$V = \sum_{k=1}^{N_0} \left( \ln \frac{1}{1 - \xi_k^2} \right) + \frac{1}{2} \sum_{i=1}^2 z_i^T \mathcal{M}_i(z_i) z_i + \frac{1}{2} \sum_{i=1}^2 \sum_{j=1}^{N_i} \tilde{W}_{i,j}^T \Theta_i^{-1} \tilde{W}_{i,j} \quad (42)$$

According to (42), the inequality (41) can be represented as

$$\dot{V}(t) = -\eta V(t) + \mu \quad (43)$$

where  $\eta = \min\{2\lambda_{\min}(K_1), \frac{2\lambda_{\min}(K_{c_i})}{\lambda_{\max}(\mathcal{M}_i)}, \frac{\gamma_i}{\lambda_{\max}(\Theta_i^{-1})}, |i = 1, 2\}$ ,  $\mu = \sum_{i=1}^2 \sum_{j=1}^{N_i} (\frac{1}{2}\varepsilon_i^2 + \frac{1}{2}\|W_{i,j}^*\|^2 + \kappa\varpi)$ , and  $K_{c_i} = \text{diag}\{k_{c,i1}, k_{c,i2}, \dots, k_{c,iN_i}\}$ .

Multiplying both sides by  $e^{\eta t}$  in (43), and applying the integration over  $[0, t]$ , we have

$$V(t) \leq (V(0) - \mu/\eta)Ee^{-\eta t} + \mu/\eta \leq V(0) + \mu/\eta \quad (44)$$

From the above inequality, and in terms of (12), (26), (35), as well as the initial condition of  $\xi_k(0)$ , we can conclude that the terms  $\ln(1/(1 - \xi_k^2))$ ,  $z_i$  as well as the NN weight estimation errors  $\tilde{W}_{i,j}$  are bounded. Thus we can conclude that  $\varphi_a < e < \varphi_b$ , which implies the transient performance are guaranteed. And since  $\varphi_a$  and  $\varphi_b$  are bounded function,  $e$  must be bounded. From (8), we can obtain that  $x$  is also bounded. therefore  $J_i$  is bounded. From the definition of  $\alpha_i$ , we can know that  $\alpha_i$  is also bounded. In terms of the boundness of  $z_i$  and  $\alpha_i$  and according to  $\dot{q}_i = z_i + \alpha_i$ ,  $\dot{q}_i$  is also bounded. Hence, all the signals in the closed-loop dual arm robot system are bounded. This completes the proof. ■

*Remark 4:* The designed matrices  $K_1$  and  $K_{c_i}$  in the controller can be chosen simply as positive definite diagonal matrices. The gains in the NN adaptive law  $\Theta_i$  and  $\gamma_i$  should be positive. And in term of (44), if the gains  $K_1$ ,  $K_{2_i}$  and  $\gamma_i$  are chosen to be relatively small, while  $\Theta_i$  chosen relatively large, then the amplitude of tracking error could be made smaller.

*Theorem 2:* The proposed global adaptive NN controller (32) also guarantee the error of the internal force  $\tilde{f}_i$  converge to a small neighborhood of the origin.

*Proof:* See the Appendix.

#### IV. EXPERIMENTAL STUDIES

The Baxter bimanual robot, as shown in Fig. 5, is used in the experiment. It is of two 7-DOF arms and advanced sensing technologies, including position, force and torque sensors and control at every joint. The resolution for the joint sensors is 14 bits with 360 degrees (0.022 degrees per tick resolution), while the maximum joint torques that can be applied to the joints are 50 Nm (the first four joints) and 15Nm (the last 3 joints).

In the experiment, the Baxter robot is commanded to grasp an object by using its two robotics arms with grippers mounted on the end-effectors. For each robotic arm, we initialized the position of the joints to make the arm locating in a horizontal plane as shown in Fig. 5. For simplicity and without loss of




Fig. 5. Illustration of the setup of the experiment. [photo taken at South China University of Technology]

generality, we use three parallel revolute joints ( $s_0, e_1, w_1$ ) of each arm to derive the motion in the experiment. The grasped object is a cylinder made of plastic, with 0.1 kg in weight, 0.1m in length and 0.06m in diameter. The internal forces could be calculated by using torque sensors equipped with each joint together with gravity compensation model built in [42] and in terms of the equation (5).

In order to well approximate the robot dynamics and considering both the accuracy and the computational efficiency, we divide the inputs of RBFNN into 2 groups, with one group contains  $[q_i^T, \dot{\alpha}_i^T]^T \in R^6$  and another  $[q_i^T, \dot{q}_i^T, \alpha_i^T]^T \in R^9$ , and employ three centres for each input dimension of the NNs, and ended up with totally  $l_1 = 20412$  NN nodes for each neural network. The centres of the neural networks nodes are evenly spaced between the upper and lower bound of the motion range and speed limits of each joint, in  $[-1.7, 1.7] \times [-1.05, 2.61] \times [-1.57, 2.09] \times [-1.5, 1.5] \times [-1.5, 1.5] \times [-1.5, 1.5] \cup [-1.7, 1.7] \times [-1.05, 2.61] \times [-1.57, 2.09] \times [-1.5, 1.5] \times [-1.5, 1.5] \times [-1.5, 1.5] \times [-1.5, 1.5] \times [-1.5, 1.5] \times [-1.5, 1.5]$ . And the NNs weight matrix are initialized as  $\hat{W}_1(0) = \mathbf{0} \in \mathbb{R}^{3l_1 \times 3}$  and  $\hat{W}_2(0) = \mathbf{0} \in \mathbb{R}^{3l_2 \times 3}$ . And the gains of NN adaptive law are chosen as  $\Theta_1 = \text{diag}\{2\}$ ,  $\Theta_2 = \text{diag}\{2\}$ . The designed parameters  $K_1$  and  $K_{2_i}$  of the controller are specified as  $K_1 = \text{diag}\{10, 9, 9\}$ ,  $K_{21} = K_{22} = \text{diag}\{9, 4.5, 1.2\}$ . And the parameters  $\varpi$  in the controller (32) are selected as  $\varpi = 0.1$ .

In the experiment, the object is required to trace the following trajectory specified in the Cartesian space

$$\begin{pmatrix} x \\ y \\ \theta \end{pmatrix} = \begin{pmatrix} 0.65 + 0.1 \sin(2\pi/5t) \\ 0.12 \cos(2\pi/5t) \\ 0 \end{pmatrix} \quad (45)$$

The initial configuration of the object is  $(0.55, 0.2, 0.2)$ , and the initial velocity is set to  $\dot{x}(0) = 0$ ,  $\dot{y}(0) = 0$ ,  $\dot{\theta}(0) = 0$ . The desired internal force are chosen as  $f_{d1} = [0, 3, 0]$ ,  $f_{d2} = [0, -3, 0]$ . The parameters of performance functions (9) are designed with  $\rho_{01} = \rho_{02} = 0.2$ ,  $\rho_{03} = 0.4$ ,  $\rho_{\infty 1} = \rho_{\infty 2} = 0.012$ ,  $\rho_{\infty 3} = 0.025$ , and  $a_k = 2.5$ ,  $\beta_{1k} = \beta_{2k} = 1$ ,  $k = 1, 2, 3$ .

##### A. Experimental Results

The experimental results are presented in Figs. 6-9. The tracking performance of the manipulated object in task space

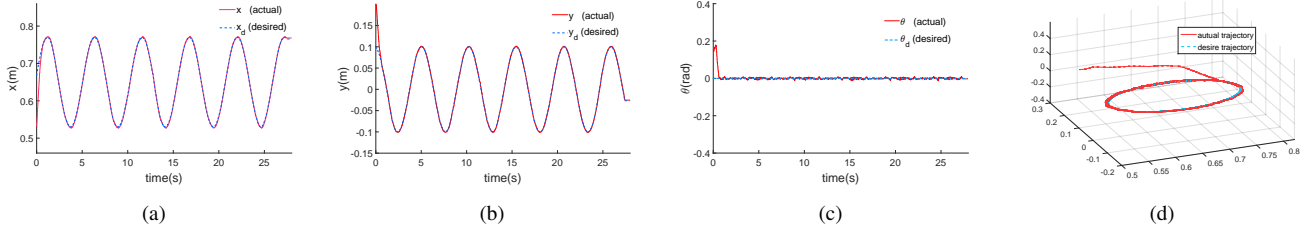


Fig. 6. Tracking performance of the manipulated object (a)  $x$ . (b)  $y$ . (c)  $\theta$  (d) Task space trajectory

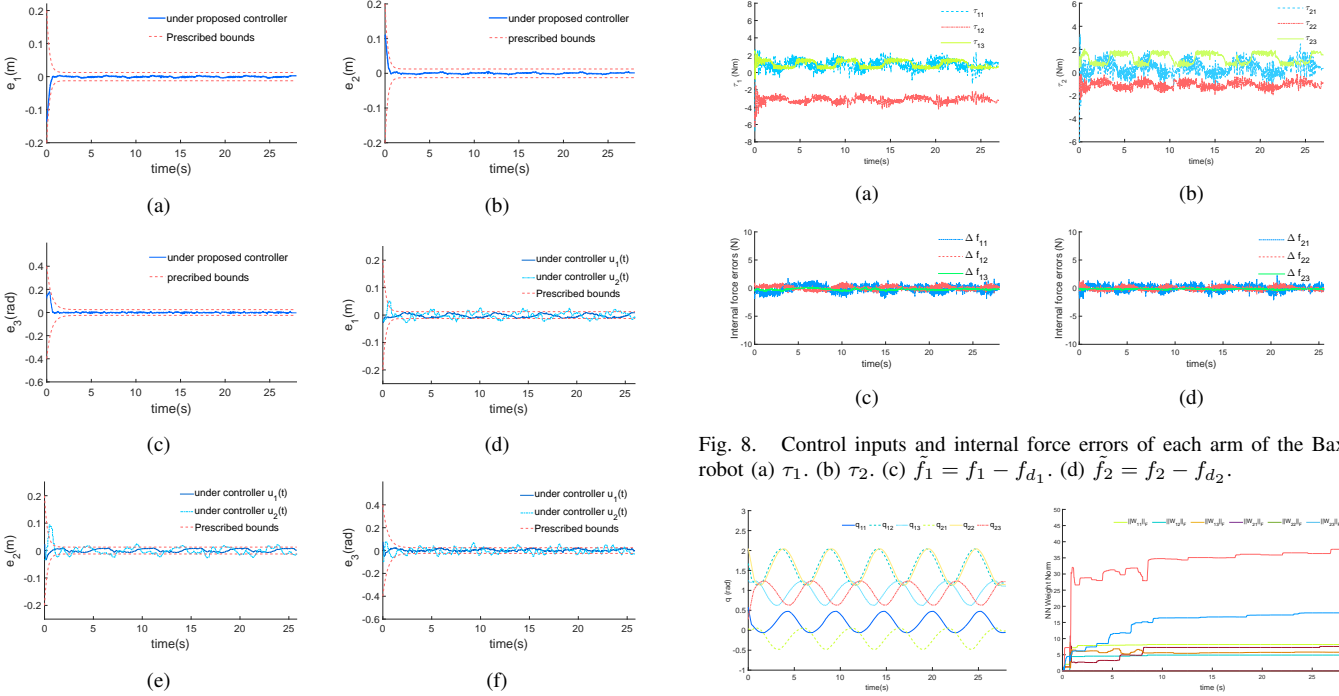


Fig. 7. Tracking error of the object manipulation. (a)(b)(c) tracking errors with the proposed controller. (d)(e)(f) tracking errors with the modified controllers  $u_1(t)$  and  $u_2(t)$ .

is shown in Fig. 6(d) where the proposed controller is observed with a good performance when following a circular trajectory. The trajectories with respect to  $x$ ,  $y$  and  $\theta$  are depicted in the Figs. 6(a) - 6(c). The tracking errors of the manipulated object are shown in Figs. 7(a)-7(c). As shown in these figures, the grasped object follows the reference trajectories very well, the tracking errors converge to a neighborhood around zero without violation of the prescribed transient bound (red dash line '-'). The trajectories of control inputs, internal force errors, joint positions and NN weight norm are depicted as shown in Figs. 8 and 9. We can see from the figures that close-loop signals are bounded and the internal force errors converge to a neighborhood of zero. In addition, comparative experimental results based on two modified controllers are shown in Figs.7(d)-7(f) ( $u_1(t)$  controller without NN adaptation;  $u_2(t)$  controller without both transient and NN control). As shown in these figures, without using the NN control and transient control, the tracking errors violated the the prescribed transient bounds, while relatively larger steady-stage errors are observed without using the NN control. The experimental results illustrate that our proposed controller can successfully

Fig. 8. Control inputs and internal force errors of each arm of the Baxter robot (a)  $\tau_1$ . (b)  $\tau_2$ . (c)  $\hat{f}_1 = f_1 - f_{d1}$ . (d)  $\hat{f}_2 = f_2 - f_{d2}$ .

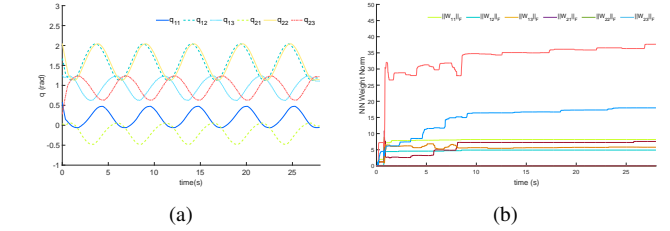


Fig. 9. Trajectory of joint position and the convergence of NN weight (a) joint angles  $q_{ij}$  (b) NN weight norm  $\|W_{ij}\|$  ( $i = 1, 2, j = 1, 2, 3$ ).

guarantee the tracking errors remaining in the predefined region and ensure the prescribed transient bounds to be never violated.

## V. CONCLUSION

In this paper, we designed an adaptive neural control for general dual-arm robot systems, with prescribed tracking performance and guaranteed global stability. By introduction of a set of boundary functions and integration of them into the controller design, specified motion precision in both transient and steady states are achieved. The transient response such as overshoot, settling time, and final tracking RBFNNs are employed to approximate the unknown dynamics of both the robot arms and the manipulated object. Semi-global stability achieved by the conventional neural control has been extended to global stability by incorporation of a switching mechanism into the controller. The resulted neural control also ensures proper internal force applied on the object, as specified by the designer. Experiment studies have demonstrated the effectiveness of the proposed control scheme.



## VI. APPENDIX

Proof of Theorem 2: Combining the equations (6) and (32), we can obtain the error dynamics equation as

$$\begin{aligned} & \mathcal{M}_i \dot{z}_i + \mathcal{C}_i z_i + \mathcal{G}_i + \varepsilon_i + (I - Q_i)(-\Phi_i^a - \Phi_i^b) + K_{2i} z_i \\ &= J^T(q_i) \tilde{f}_i - J_i^T(q_i) P \end{aligned} \quad (46)$$

Then, multiplying  $J_i(q_i) \mathcal{M}_i^{-1}$  on both sides on the equation (46), we have

$$\begin{aligned} M_{c_i} \tilde{f}_i &= J_i(q_i) \mathcal{M}_i^{-1} (I - Q_i)(-\Phi_i^a - \Phi_i^b) + M_{c_i} P \\ &+ J_i(q_i) \mathcal{M}_i^{-1} \left( (\mathcal{C}_i + K_{2i}) z_i + \mathcal{G}_i + \varepsilon_i \right) + J_i(q_i) \dot{z}_i \end{aligned} \quad (47)$$

where  $M_{c_i} = J_i(q_i) \mathcal{M}_i^{-1} J^T(q_i)$ . And since  $J_i(q_i) z_i = \dot{e} + (-K_1 + \sigma)e$ , we can obtain that

$$\dot{J}_i(q_i) z_i + J_i(q_i) \dot{z}_i = \ddot{e} + \Lambda \dot{e} \quad (48)$$

where  $\Lambda = -K_1 + \sigma$ . Substituting (48) into (46), we have  $M_{c_i} \tilde{f}_i = \ddot{e} + \Lambda \dot{e} + \chi_i$ , where  $\chi_i = J_i(q_i) \mathcal{M}_i^{-1} (I - Q_i)(-\Phi_i^a - \Phi_i^b) + M_{c_i} P + J_i(q_i) \mathcal{M}_i^{-1} \left( (\mathcal{C}_i + K_{2i}) z_i + \mathcal{G}_i + \varepsilon_i \right) - \dot{J}_i(q_i) z_i$ .

Then, let us compute the term and consider the following equality by using the property of internal forces,  $U \tilde{f} = H$  where  $\tilde{f} = [f_1^T, f_2^T]^T$ ,  $H = [\chi_1^T - \chi_2^T, 0]^T$ , and  $U = \begin{bmatrix} M_{c_1} & -M_{c_2} \\ I & I \end{bmatrix}$ . Since the terms  $M_{c_1}$  and  $M_{c_2}$  are positive definite, we can obtain that  $U$  is bounded and invertible. As analyzed in the proof of Theorem 1,  $q_i$ ,  $\dot{q}_i$ ,  $e$  and  $z_i$  are all bounded, we can deduce that  $\chi_i$  is also bounded, hence  $H$  is bounded. Therefore, the vector of internal forces errors  $\tilde{f}$  are bounded. This complete the proof. ■

## REFERENCES

- [1] Y.-H. Liu and S. Arimoto, "Decentralized adaptive and nonadaptive position/force controllers for redundant manipulators in cooperations," *The International Journal of Robotics Research*, vol. 17, no. 3, pp. 232–247, 1998.
- [2] B. Bona, M. Indri, and N. Smaldone, "Rapid prototyping of a model-based control with friction compensation for a direct-drive robot," *IEEE/ASME Transactions on Mechatronics*, vol. 11, no. 5, pp. 576–584, Oct 2006.
- [3] M. Foumani, I. Gunawan, K. Smith-Miles, and M. Y. Ibrahim, "Notes on feasibility and optimality conditions of small-scale multifunction robotic cell scheduling problems with pickup restrictions," *IEEE Transactions on Industrial Informatics*, vol. 11, no. 3, pp. 821–829, June 2015.
- [4] C. Chen, Z. Liu, Y. Zhang, C. L. P. Chen, and S. Xie, "Saturated nussbaum function based approach for robotic systems with unknown actuator dynamics," *IEEE Transactions on Cybernetics*, 2015.
- [5] B. Bona, L. Carlone, M. Indri, and S. Rosa, "Supervision and monitoring of logistic spaces by a cooperative robot team: methodologies, problems, and solutions," *Intelligent Service Robotics*, vol. 7, no. 4, pp. 185–202, 2014.
- [6] Z. Liu, C. Chen, Y. Zhang, and C. P. Chen, "Adaptive neural control for dual-arm coordination of humanoid robot with unknown nonlinearities in output mechanism," *Cybernetics, IEEE Transactions on*, vol. 45, no. 3, pp. 507–518, 2015.
- [7] Z.-G. Hou, L. Cheng, and M. Tan, "Multicriteria optimization for coordination of redundant robots using a dual neural network," *Systems, Man, and Cybernetics, Part B: Cybernetics, IEEE Transactions on*, vol. 40, no. 4, pp. 1075–1087, 2010.
- [8] A. Ferraro, M. Indri, and I. Lazzero, "Dynamic update of a virtual cell for programming and safe monitoring of an industrial robot," *IFAC Proceedings Volumes 10th IFAC Symposium on Robot Control*, vol. 45, no. 22, pp. 822 – 827, 2012.
- [9] Z.-G. Hou, L. Cheng, and M. Tan, "Decentralized robust adaptive control for the multiagent system consensus problem using neural networks," *Systems, Man, and Cybernetics, Part B: Cybernetics, IEEE Transactions on*, vol. 39, no. 3, pp. 636–647, 2009.
- [10] Y. Jiang, Z. Liu, C. Chen, and Y. Zhang, "Adaptive robust fuzzy control for dual arm robot with unknown input deadzone nonlinearity," *Nonlinear Dynamics*, vol. 81, no. 3, pp. 1301–1314, 2015.
- [11] J.-H. Jean and L.-C. Fu, "An adaptive control scheme for coordinated multimanipulator systems," *Robotics and Automation, IEEE Transactions on*, vol. 9, no. 2, pp. 226–231, 1993.
- [12] W.-H. Zhu and J. D. Schutter, "Control of two industrial manipulators rigidly holding an egg," *Control Systems, IEEE*, vol. 19, no. 2, pp. 24–30, 1999.
- [13] K. C. Lau, E. Y. Y. Leung, P. W. Y. Chiu, C. Y. Yam, J. Y. W. Lau, and C. C. Y. Poon, "A flexible surgical robotic system for removal of early-stage gastrointestinal cancers by endoscopic submucosal dissection," *IEEE Transactions on Industrial Informatics*, vol. PP, no. 99, pp. 1–1, 2016.
- [14] S.-L. Dai, M. Wang, and C. Wang, "Neural learning control of marine surface vessels with guaranteed transient tracking performance," *IEEE Transactions on Industrial Electronics*, vol. 63, no. 3, pp. 1717–1727, 2016.
- [15] L. Cheng, Y. Lin, Z.-G. Hou, M. Tan, J. Huang, and W. Zhang, "Integrated design of machine body and control algorithm for improving the robustness of a closed-chain five-bar machine," *Mechatronics, IEEE/ASME Transactions on*, vol. 17, no. 3, pp. 587–591, 2012.
- [16] L. Cheng, Z.-G. Hou, M. Tan, and W.-J. Zhang, "Tracking control of a closed-chain five-bar robot with two degrees of freedom by integration of an approximation-based approach and mechanical design," *Systems, Man, and Cybernetics, Part B: Cybernetics, IEEE Transactions on*, vol. 42, no. 5, pp. 1470–1479, 2012.
- [17] W. Meng, Q. Yang, and Y. Sun, "Adaptive neural control of nonlinear mimo systems with time-varying output constraints," *Neural Networks and Learning Systems, IEEE Transactions on*, vol. 26, no. 5, pp. 1074–1085, 2015.
- [18] M. Indri, "Control of manipulators subject to unknown friction," in *Proceedings of the 45th IEEE Conference on Decision and Control*, Dec 2006, pp. 2943–2948.
- [19] —, "A robust non model-based friction compensation approach," *IFAC Proceedings Volumes*, vol. 39, no. 15, pp. 163 – 168, 2006, 8th IFAC Symposium on Robot Control.
- [20] M. Chen, S. S. Ge, and B. V. E. How, "Robust adaptive neural network control for a class of uncertain mimo nonlinear systems with input nonlinearities," *Neural Networks, IEEE Transactions on*, vol. 21, no. 5, pp. 796–812, 2010.
- [21] C. Chen, Z. Liu, Y. Zhang, and C. L. P. Chen, "Modeling and adaptive compensation of unknown multiple frequency vibrations for the stabilization and control of an active isolation system," *IEEE Transactions on Control Systems Technology*, vol. 24, no. 3, pp. 900–911, May 2016.
- [22] S.-L. Dai, C. Wang, and F. Luo, "Identification and learning control of ocean surface ship using neural networks," *IEEE Transactions on Industrial Informatics*, vol. 8, no. 4, pp. 801–810, 2012.
- [23] Y.-J. Liu, S.-C. Tong, D. Wang, T.-S. Li, and C. P. Chen, "Adaptive neural output feedback controller design with reduced-order observer for a class of uncertain nonlinear siso systems," *Neural Networks, IEEE Transactions on*, vol. 22, no. 8, pp. 1328–1334, 2011.
- [24] B. Ren, Q.-C. Zhong, and J. Chen, "Robust control for a class of nonaffine nonlinear systems based on the uncertainty and disturbance estimator," *Industrial Electronics, IEEE Transactions on*, vol. 62, no. 9, pp. 5881–5888, 2015.
- [25] B. Xu, Y. Pan, D. Wang, and F. Sun, "Discrete-time hypersonic flight control based on extreme learning machine," *Neurocomputing*, vol. 128, pp. 232–241, 2014.
- [26] Y. Wang, L. Cheng, Z.-G. Hou, J. Yu, and M. Tan, "Optimal formation of multirobot systems based on a recurrent neural network," *IEEE Transactions on Neural Networks and Learning Systems*, vol. 27, no. 2, pp. 322–333, 2016.
- [27] Y. J. Liu and S. Tong, "Adaptive fuzzy control for a class of nonlinear discrete-time systems with backlash," *IEEE Transactions on Fuzzy Systems*, vol. 22, no. 5, pp. 1359–1365, 2014.
- [28] Y. Liu, Y. Gao, S. Tong, and Y. Li, "Fuzzy approximation-based adaptive backstepping optimal control for a class of nonlinear discrete-time systems with dead-zone," *IEEE Transactions on Fuzzy Systems*, vol. 24, no. 1, pp. 16–28, 2016.
- [29] Y. J. Liu and S. Tong, "Adaptive fuzzy control for a class of unknown nonlinear dynamical systems," *Fuzzy Sets & Systems*, vol. 263, pp. 49–70, 2015.
- [30] S.-L. Dai, C. Wang, and M. Wang, "Dynamic learning from adaptive neural network control of a class of nonaffine nonlinear systems," *IEEE Transactions on Neural Networks and Learning Systems*, vol. 25, no. 1, pp. 111–123, 2014.

- [31] H. C. Huang, "Fusion of modified bat algorithm soft computing and dynamic model hard computing to online self-adaptive fuzzy control of autonomous mobile robots," *IEEE Transactions on Industrial Informatics*, vol. 12, no. 3, pp. 972–979, June 2016.
- [32] C. Chen, Z. Liu, K. Xie, Y. J. Liu, Y. Zhang, and C. L. P. Chen, "Adaptive fuzzy asymptotic control of mimo systems with unknown input coefficients via a robust nussbaum gain based approach," *IEEE Transactions on Fuzzy Systems*, vol. PP, no. 99, pp. 1–1, 2016.
- [33] G. Lai, Z. Liu, Y. Zhang, C. L. P. Chen, and S. Xie, "Asymmetric actuator backlash compensation in quantized adaptive control of uncertain networked nonlinear systems," *IEEE Transactions on Neural Networks and Learning Systems*, vol. PP, no. 99, pp. 1–14, 2016.
- [34] G. Lai, Z. Liu, Y. Zhang, and C. L. P. Chen, "Adaptive fuzzy tracking control of nonlinear systems with asymmetric actuator backlash based on a new smooth inverse," *IEEE Transactions on Cybernetics*, vol. 46, no. 6, pp. 1250–1262, June 2016.
- [35] B. Xu, C. Yang, and Y. Pan, "Global neural dynamic surface tracking control of strict-feedback systems with application to hypersonic flight vehicle," *Neural Networks and Learning Systems, IEEE Transactions on*, vol. 26, no. 10, pp. 2563–2575, 2015.
- [36] J.-T. Huang, "Global tracking control of strict-feedback systems using neural networks," *Neural Networks and Learning Systems, IEEE Transactions on*, vol. 23, no. 11, pp. 1714–1725, 2012.
- [37] Z.-L. Tang, S. S. Ge, K. P. Tee, and W. He, "Adaptive neural control for an uncertain robotic manipulator with joint space constraints," *International Journal of Control*, vol. 89, no. 7, pp. 1428–1446, 2016.
- [38] B. Ren, S. S. Ge, K. P. Tee, and T. H. Lee, "Adaptive neural control for output feedback nonlinear systems using a barrier lyapunov function," *Neural Networks, IEEE Transactions on*, vol. 21, no. 8, pp. 1339–1345, 2010.
- [39] W. He, Y. Chen, and Z. Yin, "Adaptive neural network control of an uncertain robot with full-state constraints," *IEEE Transactions on Cybernetics*, vol. 46, no. 3, pp. 620–629, March 2016.
- [40] K. P. Tee, B. Ren, and S. S. Ge, "Control of nonlinear systems with time-varying output constraints," *Automatica*, vol. 47, no. 11, pp. 2511–2516, 2011.
- [41] W. He, Y. Dong, and C. Sun, "Adaptive neural impedance control of a robotic manipulator with input saturation," *IEEE Transactions on Systems, Man, and Cybernetics: Systems*, vol. 46, no. 3, pp. 334–344, March 2016.
- [42] C. Yang, H. Ma, and M. Fu, *Advanced Technologies in Modern Robotic Applications*. Springer, 2016.



**Chenguang Yang** (M'10-SM'16) received the B.Eng. degree in measurement and control from Northwestern Polytechnical University, Xi'an, China, in 2005, and the Ph.D. degree in control engineering from the National University of Singapore, Singapore, in 2010. He received postdoctoral training at Imperial College London, UK. He is a senior lecturer with Zienkiewicz Centre for Computational Engineering, Swansea University, UK. He is also with South China University of Technology, China. His research interests lie in robotics, automation and

computational intelligence.




**Yiming Jiang** received the B.Eng. degree in automation from the Hunan University, Changsha, China, in 2011, and M.Eng. degree in control science and engineering from Guangdong University of Technology, Guangzhou, China, 2015. He is current pursuing the Ph.D. degree in College of Automation Science and Engineering, South China University of Technology, Guangzhou, China. His research interests include robotics, intelligent control, etc.



**Zhijun Li** (M'07-SM'09) received the Ph.D. degree in mechatronics, Shanghai Jiao Tong University, P. R. China, in 2002. From 2003 to 2005, he was a postdoctoral fellow in Department of Mechanical Engineering and Intelligent systems, The University of Electro-Communications, Tokyo, Japan. From 2005 to 2006, he was a research fellow in the Department of Electrical and Computer Engineering, National University of Singapore, and Nanyang Technological University, Singapore. From 2007–2011, he was an Associate Professor in the Department of Automation, Shanghai Jiao Tong University, P. R. China. In 2008, he was a visiting scholar in Microsoft Research Asia, Beijing. Since 2012, he is a Professor in College of Automation Science and Engineering, South China University of Technology, Guangzhou, China. In 2015, he is a visiting professor in Faculty Science and Technology, the University of Macau, Macau, China, and Department of Advanced Robotics, Italian Institute of Technology, Genoa, Italy. From 2016, he is the Chair of Technical Committee on Biomechanics and Biorobotics Systems (B2S), IEEE Systems, Man and Cybernetics Society. He is serving as an Editor-at-large of Journal of Intelligent & Robotic Systems, Associate Editors of IEEE Transactions on Neural Networks and Learning Systems and IEEE Transactions on Systems, Man and Cybernetics: Systems, and IEEE Transactions on Automation Science and Engineering. He has been the General Chair of 2016 IEEE Conference on Advanced Robotics and Mechatronics, Macau, China. Dr. Li's current research interests include service robotics, tele-operation systems, nonlinear control, neural network optimization, etc.



**Wei He** (M'12-SM'16) received his B.Eng. degree from College of Automation Science and Engineering, South China University of Technology (SCUT), China, in 2006, and his PhD degree from Department of Electrical & Computer Engineering, the National University of Singapore (NUS), Singapore, in 2011. He worked as a Research Fellow in the Department of Electrical and Computer Engineering, NUS, Singapore, from 2011 to 2012. He is currently working as a full professor in School of Automation and Electrical Engineering, University of Science and Technology Beijing, Beijing 100083, China. He is served as an Editor of *Journal of Intelligent & Robotic Systems* and *IEEE/CAA Journal of Automatica Sinica*. His current research interests include robotics, distributed parameter systems and intelligent control systems.



**Chun-Yi Su** (SM'99) received the Ph.D. degree in control engineering from the South China University of Technology, Guangzhou, China, in 1990. He joined Concordia University, Montreal, QC, Canada, in 1998, after a seven-year stint with the University of Victoria, Victoria, BC, Canada. He is currently with the College of Automation Science and Engineering, South China University of Technology, on leave from Concordia University. His current research interests include the application of automatic control theory to mechanical systems. He is

particularly interested in control of systems involving hysteresis nonlinearities. He has authored or co-authored over 300 publications in journals, book chapters, and conference proceedings. Dr. Su has served as an Associate Editor of the IEEE TRANSACTIONS ON AUTOMATIC CONTROL, the IEEE TRANSACTIONS ON CONTROL SYSTEMS TECHNOLOGY, and the Journal of Control Theory and Applications. He has been on the Editorial Board of 18 journals, including the IFAC Journal of Control Engineering Practice and Mechatronics.