



Swansea University  
Prifysgol Abertawe



## Cronfa - Swansea University Open Access Repository

---

This is an author produced version of a paper published in :  
*European Journal of Mechanics - A/Solids*

Cronfa URL for this paper:  
<http://cronfa.swan.ac.uk/Record/cronfa31831>

---

### Paper:

Karlii, D., Caji, M., Adhikari, S., Kozi, P. & Murmu, T. (2017). Vibrating nonlocal multi-nanoplate system under inplane magnetic field. *European Journal of Mechanics - A/Solids*  
<http://dx.doi.org/10.1016/j.euromechsol.2017.01.013>

---

This article is brought to you by Swansea University. Any person downloading material is agreeing to abide by the terms of the repository licence. Authors are personally responsible for adhering to publisher restrictions or conditions. When uploading content they are required to comply with their publisher agreement and the SHERPA RoMEO database to judge whether or not it is copyright safe to add this version of the paper to this repository.  
<http://www.swansea.ac.uk/iss/researchsupport/cronfa-support/>

# Accepted Manuscript

Vibrating nonlocal multi-nanoplate system under inplane magnetic field

Danilo Karličić, Milan Cajić, Sondipon Adhikari, Predrag Kozić, Tony Murmu

PII: S0997-7538(17)30067-0

DOI: [10.1016/j.euromechsol.2017.01.013](https://doi.org/10.1016/j.euromechsol.2017.01.013)

Reference: EJMSOL 3404

To appear in: *European Journal of Mechanics / A Solids*

Received Date: 10 August 2015

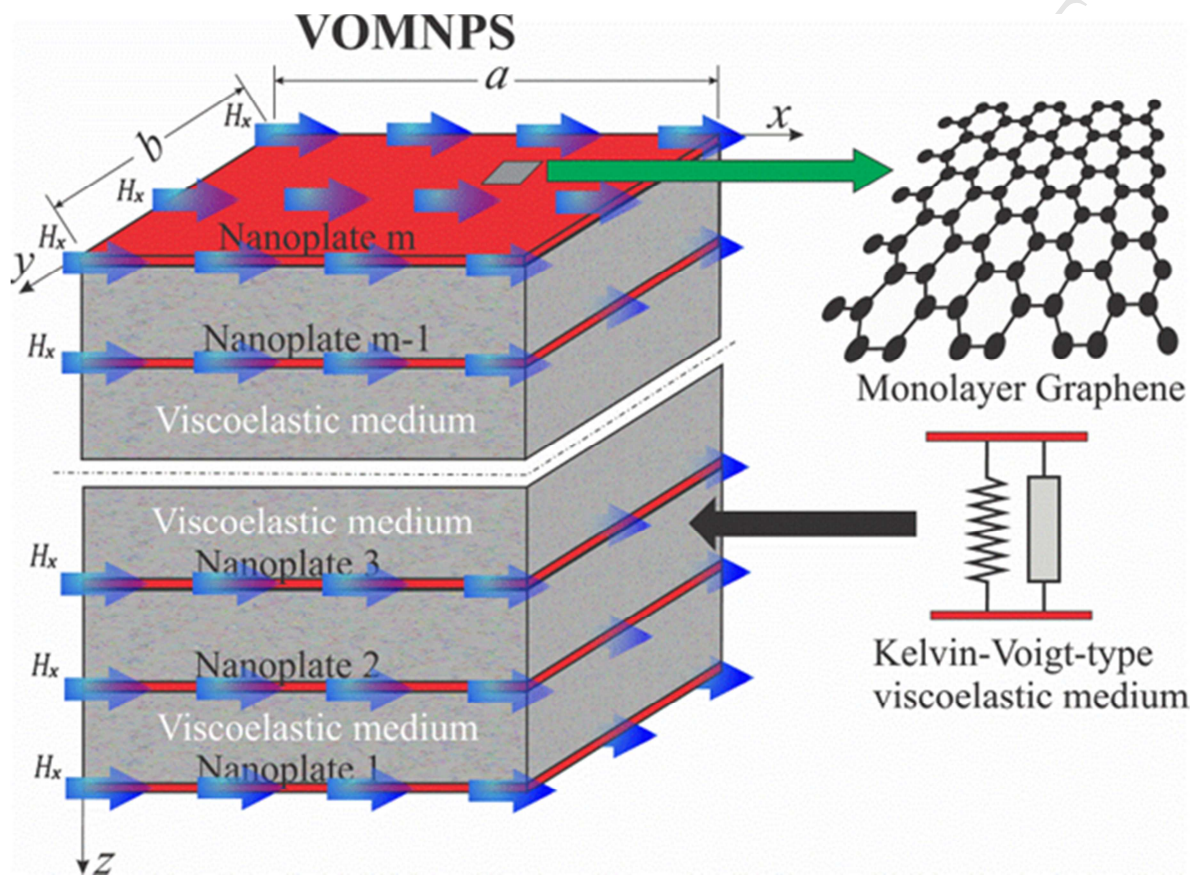
Revised Date: 10 January 2017

Accepted Date: 26 January 2017

Please cite this article as: Karličić, D., Cajić, M., Adhikari, S., Kozić, P., Murmu, T., Vibrating nonlocal multi-nanoplate system under inplane magnetic field, *European Journal of Mechanics / A Solids* (2017), doi: 10.1016/j.euromechsol.2017.01.013.

This is a PDF file of an unedited manuscript that has been accepted for publication. As a service to our customers we are providing this early version of the manuscript. The manuscript will undergo copyediting, typesetting, and review of the resulting proof before it is published in its final form. Please note that during the production process errors may be discovered which could affect the content, and all legal disclaimers that apply to the journal pertain.





VOMNPS embedded in a viscoelastic medium and under the influence of uniaxial in-plane magnetic field  $H_x$ .

<sup>1</sup>Mathematical Institute of the SASA, Kneza Mihaila 36, 11001 Belgrade, Serbia,

<sup>2</sup>College of Engineering, Swansea University, Singleton Park, Swansea SA2 8PP, UK

<sup>3</sup>Faculty of *Mechanical Engineering*, University of Niš, A. Medvedeva 14, 18000 Niš, Serbia

<sup>4</sup>School of Engineering, University of the West of Scotland, Paisley, PA12BE, UK

---

**Abstract.** The recent development in nanotechnology resulted in growing of various nanoplate like structures. High attention was devoted to graphene sheet nanostructure, which enforced the scientist to start developing various theoretical models to investigate its physical properties. Magnetic field effects on nanoplates, especially graphene sheets, have also attracted a considerable attention of the scientific community. Here, by using the nonlocal theory, we examine the influence of in-plane magnetic field on the viscoelastic orthotropic multi-nanoplate system (VOMNPS) embedded in a viscoelastic medium. We derive the system of  $m$  partial differential equations describing the free transverse vibration of VOMNPS under the uniaxial in-plane magnetic field using the Eringen's nonlocal elasticity and Kirchhoff's plate theory considering the viscoelastic and orthotropic material properties of nanoplates. Closed form solutions for complex natural frequencies are derived by applying the Navier's and trigonometric method for the case of simply supported nanoplates. The results obtained with analytical method are validated with the results obtained by using the numerical method. In addition, numerical examples are given to show the effects of nonlocal parameter, internal damping, damping and stiffness of viscoelastic medium, rotary inertia and uniaxial in-plane magnetic force on the real and the imaginary parts of complex natural frequencies of VOMNPS. This study can be useful as a starting point for the research and design of nanoelectromechanical devices based on graphene sheets.

---

**Key words:** Nonlocal viscoelasticity; orthotropic nanoplates; magnetic field; multi-layered graphene sheets.

## 1. Introduction

Complex nanoscale systems are made of nanostructures with superior thermal, electric, mechanical, magnetic and other physical properties [1-5] that makes them convenient for potential application in nanoelectromechanical systems (NEMS) and micro-electromechanical systems (MEMS) [6-11]. Nanoplate-like nanostructures can be synthesized from different materials to make gold nanoplates, silver nanoplates, boron-nitride sheets, ZnO nanoplates, graphene sheets [12-18]. Studying the vibration behavior of such nanoscale structures may be important step for their optimal application in nanoengineering.

Under complex nanostructure systems we usually mean on nanoscale systems composed of multiple nanorods, nanobeams or nanoplates embedded in certain type of medium. Special class of these systems is multi-nanoplate like system such as multi-layered graphene sheets bonded with certain type of medium. Different studies and research methodologies applied to such systems are presented in the literature by different authors [19-26]. In theoretical continuum models of graphene sheets, they are observed as both, isotropic and orthotropic materials. Behfar et al. [27] analyzed the vibration behavior of multi-layered graphene sheets system as an orthotropic multi-nanoplate system embedded in elastic medium, where natural frequencies and corresponding modes are found. Arghavan [28] performed an extensive study on mechanical properties and vibration behavior of graphene sheets also using an orthotropic continuum plate theory to model observed nanostructures. Further, Pradhan et al. [29] employed numerical differential quadrature method to study the vibration of single layered graphene sheets using the nonlocal orthotropic plate theory. Finally, Bu et al. [30] observed graphene sheets as anisotropic structures and concluded that such properties are attributed to the hexagonal structure of graphene unit cells. They performed molecular dynamics

---

\*T. Murmu (corresponding author),

School of Engineering, University of the West of Scotland, Paisley, PA12BE, UK

Tel: 44 (0) 141 848 3235

E-mail: murmutony@gmail.com

regime. Vibration response of carbon nanotubes (CNTs) in the presence of magnetic field is widely examined by many investigators. Murmu et al. [36] examined the vibration behavior of a double-walled carbon nanotube subjected to an externally applied longitudinal magnetic field. Based on the nonlocal elasticity theory, Euler–Bernoulli beam model and Maxwell’s classical relations, the authors derived a set of two governing equations for transverse vibration of a double walled CNT system. By using the method of separation of variables, they obtained analytical solution for transverse displacements, natural frequencies and amplitude ratios. They have shown that the applied longitudinal magnetic field has a strong influence on the dynamic behavior of a double-walled CNT system. In [37], the same authors presented a mechanical model of two single-walled CNTs coupled with elastic medium and influenced by the longitudinal magnetic field. They derived governing equations for the free vibrations and analytically obtained nonlocal natural frequencies of the system using the Eringen’s nonlocal elasticity theory, Euler–Bernoulli beam model and Maxwell’s relations. Kiani [38] analyzed the vibration and instability behavior of a single-walled CNT under a general magnetic field. By using the nonlocal Rayleigh beam theory and Maxwell’s relations, the dimensionless governing equation for the free vibration of the system is derived considering a general magnetic field. The longitudinal and flexural frequencies are obtained analytically and effects of the longitudinal and transverse magnetic fields are shown through several numerical examples. Further, Narendar et al. [39] studied the wave propagation in a single-walled CNT under longitudinal magnetic field. The authors derived nonlocal governing differential equation considering the Maxwell’s equations, nonlocal elasticity theory and Euler–Bernoulli beam model. The wave propagation analysis is performed using the spectral analysis. It is found that nonlocal effects reduces the wave velocity irrespective of the presence of a magnetic field and doesn’t have an influence on it in the higher frequency region. Recently, several theoretical studies of nanoplates under the influence of magnetic field are performed. Murmu et al. [40] studied the transverse vibration of a single-layer graphene sheet (SLGS) embedded in elastic medium and under the influence of in-plane magnetic field by using the nonlocal theory. The authors have examined the effects of nonlocal parameter and in-plane magnetic field on natural frequencies for different aspect ratios of SLGS. Explicit expressions for natural frequencies were derived analytically. Ghorbanpour Arani et al. [41] investigated the influence of in-plane two-dimensional magnetic field and biaxial preload on vibration of a double orthotropic graphene sheet system coupled with Pasternak type of elastic layer. The thermo-nonlocal elasticity theory and Maxwell’s relations are used to derive governing equations of the system. In addition, the differential quadrature method (DQM) is employed in order to solve the equations. The effects of magnetic field, in-plane preload, nonlocal parameter and different aspect ratios on frequencies of graphene sheets were examined. The free in-plane and out-of-plane vibration study of a rectangular nanoplate under the influence of unidirectional in-plane magnetic field was conducted by Kiani [42]. The authors employed Kirchhoff, Mindlin and higher order plate theories using the nonlocal elasticity theory. The effects of small-scale parameter, magnetic field and aspect ratios on natural frequencies of the in-plane and out-of-plane vibrations were investigated. The reason for different properties and dynamic behavior of nanostructures in the presence of magnetic field is due to acting electromagnetic forces on each element of a structure. It should be noted that by considering the Maxwell’s equations and Lorentz’s forces, one could form relations between forces acting on each particle of a nanostructure and vector magnetic field.

Until now, there is no experimental work reported in the literature regarding to the vibration behavior of multi-nano-beam/plates system under the influence of magnetic field. Nevertheless, some experiments have shown that certain physical and mechanical properties are changing and some specific phenomena’s appears in CNTs and graphene sheets when a magnetic field is applied on them [43-57]. In addition, there are some reports [58-60] about the alignment of carbon nanotubes (CNTs) when magnetic field is exerted on arbitrary placed ensembles of CNTs. In general, it is not an easy task to perform experiments on nanoscale level owing to the weak control of parameters. Atomistic simulation methods can be very efficient for the investigation of the mechanical behavior of nanostructures. However, such methods are computationally prohibitive for complex nanoscale systems since a large number of atoms need to be considered in the simulations. Finally, continuum based methods seems to be a logical tool utilized in the theoretical investigation of the mechanical behavior of complex nanostructure systems. Nevertheless, classical continuum theory neglects the interatomic interactions and thus, it needs to be modified to consider such effects. Such modifications were conducted by Kröner [61] and Eringen [62] using the integral forms in the stress-strain relation. Here, we will utilize the Eringen nonlocal differential form of equation [63], which accounts for the small-size effects through a single parameter. In the literature, there are numerous of studies on vibration behavior of nanostructures using the nonlocal theory [64-72].

medium and subjected to the in-plane magnetic field of a graphene sheet, we used a nonlocal Kirchhoff's plate theory. Lorentz forces induced in nanoplates by an applied magnetic field are determined through Maxwell's equations. In this study, we adopted the simply supported boundary conditions for nanoplates. By using the trigonometric method, we obtain closed form expressions for complex natural frequencies of the free transversally vibrating VOMNPS coupled in three different "chain" conditions, "Clamped-Chain", "Cantilever-Chain" and "Free-Chain". In addition, an asymptotic analysis is performed in order to determine critical complex natural frequencies of the system. Analytical results are validated with the results obtained by using the numerical method. Further, a detailed parametric study is conducted for VOMNPS representing the system of multiple graphene sheets embedded in a polymer matrix. The effects of change of nonlocal parameter, magnitude of magnetic field and a number of nanoplates on complex natural frequencies of VOMNPS are investigated for variety of parameters.

## 2. Maxwell's relation

According to the classical Maxwell relation [41], the relationships between the current density  $\mathbf{J}$ , distributing vector of magnetic field  $\mathbf{h}$ , strength vectors of the electric fields  $\mathbf{e}$  and magnetic field permeability  $\eta$  are represented by Maxwell's equations in differential form and can be retrieved as

$$\mathbf{J} = \nabla \times \mathbf{h}, \quad \nabla \times \mathbf{e} = -\eta \frac{\partial \mathbf{h}}{\partial t}, \quad \nabla \cdot \mathbf{h} = 0, \quad (1)$$

where vectors of distributing magnetic field  $\mathbf{h}$  and the electric field  $\mathbf{e}$  are defined as

$$\mathbf{h} = \nabla \times (\mathbf{U} \times \mathbf{H}), \quad \mathbf{e} = -\eta \left( \frac{\partial \mathbf{U}}{\partial t} \times \mathbf{H} \right). \quad (2)$$

In the above equation,  $\nabla = \frac{\partial}{\partial x} \mathbf{i} + \frac{\partial}{\partial y} \mathbf{j} + \frac{\partial}{\partial z} \mathbf{k}$  is the Hamilton operator,  $\mathbf{U}(x, y, z) = \bar{u}_{ix} \mathbf{i} + \bar{v}_{iy} \mathbf{j} + \bar{w}_{iz} \mathbf{k}$  is the displacement vector and  $\mathbf{H} = (H_x, 0, 0)$  is the vector of the in-plane magnetic field. It is assumed that the in-plane magnetic field acts on VOMNPS in the  $x$  - direction of each nanoplate. We can write the vector of the distributing magnetic field in the following form

$$\mathbf{h} = -H_x \left( \frac{\partial \bar{v}_{iy}}{\partial y} + \frac{\partial \bar{w}_{iz}}{\partial z} \right) \mathbf{i} + H_x \frac{\partial \bar{v}_{iy}}{\partial x} \mathbf{j} + H_x \frac{\partial \bar{w}_{iz}}{\partial x} \mathbf{k}. \quad (3)$$

Introducing Eq. (3) into the first expressions of Eq. (1) one obtains

$$\mathbf{J} = \nabla \times \mathbf{h} = H_x \left( -\frac{\partial^2 \bar{v}_{iy}}{\partial x \partial z} + \frac{\partial^2 \bar{w}_{iz}}{\partial x \partial y} \right) \mathbf{i} - H_x \left( \frac{\partial^2 \bar{v}_{iy}}{\partial y \partial z} + \frac{\partial^2 \bar{w}_{iz}}{\partial x^2} + \frac{\partial^2 \bar{w}_{iz}}{\partial z^2} \right) \mathbf{j} + H_x \left( \frac{\partial^2 \bar{v}_{iy}}{\partial x^2} + \frac{\partial^2 \bar{v}_{iy}}{\partial y^2} + \frac{\partial^2 \bar{w}_{iz}}{\partial z \partial y} \right) \mathbf{k}. \quad (4)$$

Further, using Eq. (4) into the expressions for the Lorentz forces induced by the in-plane uniaxial magnetic field, yields

$$\mathbf{f}(f_x, f_y, f_z) = \eta (\mathbf{J} \times \mathbf{H}) = \eta \left[ 0 \mathbf{i} + H_x^2 \left( \frac{\partial^2 \bar{v}_{iy}}{\partial x^2} + \frac{\partial^2 \bar{v}_{iy}}{\partial y^2} + \frac{\partial^2 \bar{w}_{iz}}{\partial z \partial y} \right) \mathbf{j} + H_x^2 \left( \frac{\partial^2 \bar{w}_{iz}}{\partial x^2} + \frac{\partial^2 \bar{w}_{iz}}{\partial z^2} + \frac{\partial^2 \bar{v}_{iy}}{\partial z \partial y} \right) \mathbf{k} \right]. \quad (5)$$

Here  $f_x$ ,  $f_y$  and  $f_z$  are the Lorentz forces along the  $x$ ,  $y$  and  $z$  directions, respectively of the form

$$f_{x,i} = 0, \quad (6a)$$

$$f_{y,i} = \eta H_x^2 \left( \frac{\partial^2 \bar{v}_{iy}}{\partial x^2} + \frac{\partial^2 \bar{v}_{iy}}{\partial y^2} + \frac{\partial^2 \bar{w}_{iz}}{\partial z \partial y} \right), \quad (6b)$$

$$f_{z,i} = \eta H_x^2 \left( \frac{\partial^2 \bar{w}_{iz}}{\partial x^2} + \frac{\partial^2 \bar{w}_{iz}}{\partial z^2} + \frac{\partial^2 \bar{v}_{iy}}{\partial z \partial y} \right). \quad (6c)$$

In this study, we assume Kirchhoff displacement field  $\left( \bar{u}_{ix} = -z \frac{\partial w_i(x,y,t)}{\partial x}, \bar{v}_{iy} = -z \frac{\partial w_i(x,y,t)}{\partial y}, \bar{w}_{iz} = w_i(x, y, t) \right)$  and the Lorentz forces as

$$f_{z,i} = \eta H_x^2 \left( \frac{\partial^2 w_i}{\partial x^2} - \frac{\partial^2 w_i}{\partial y^2} \right). \quad (7c)$$

Now, it is possible to obtain generated in-plane force  $\mathbf{F}_m = \int_{-h/2}^{h/2} \mathbf{f} dz$  and bending moment  $\mathbf{M}_m = \int_{-h/2}^{h/2} z \mathbf{f} dz$ , which acts on the  $i$ -th nanoplate as

$$\mathbf{F}_m = \int_{-h/2}^{h/2} \mathbf{f} dz = 0\mathbf{i} + 0\mathbf{j} + \eta h H_x^2 \left( \frac{\partial^2 w_i}{\partial x^2} - \frac{\partial^2 w_i}{\partial y^2} \right) \mathbf{k}, \quad (8a)$$

$$\mathbf{M}_m = \int_{-h/2}^{h/2} z \mathbf{f} dz = 0\mathbf{i} - \frac{\eta h^3 H_x^2}{12} \left( \frac{\partial^3 w_i}{\partial y^3} + \frac{\partial^3 w_i}{\partial x^2 \partial y} \right) \mathbf{j} + 0\mathbf{k}. \quad (8b)$$

It should be note that influences of the bending moments Eq. (8) can be neglected since in the following we consider only thin plate theory for nanoplates, as shown in [44].

### 3. Nonlocal viscoelastic constitutive relation

In this section, we will consider the basic equation of nonlocal elasticity and viscoelasticity in the general and two-dimensional case. In [62], a constitutive relation for nonlocal stress tensor at a point  $\mathbf{x}$  is derived in its integral formulation based on the assumption that the stress at a point is a function of the strains at all points of an elastic body. Fundamental form of the nonlocal elastic constitutive relation for a three-dimensional linear, homogeneous isotropic body is expressed as

$$\sigma_{ij}(\mathbf{x}) = \int \alpha(|\mathbf{x} - \mathbf{x}'|, \tau) C_{ijkl} \varepsilon_{kl}(\mathbf{x}') dV(\mathbf{x}'), \forall \mathbf{x} \in V, \quad (9a)$$

$$\sigma_{ij,j} = 0, \quad (9b)$$

$$\varepsilon_{ij} = \frac{1}{2} (u_{i,j} + u_{j,i}), \quad (9c)$$

where  $C_{ijkl}$  is the elastic modulus tensor for classical isotropic elasticity;  $\sigma_{ij}$  and  $\varepsilon_{ij}$  are the stress and the strain tensors, respectively, and  $u_i$  is the displacement vector. With  $\alpha(|\mathbf{x} - \mathbf{x}'|, \tau)$  we denote the nonlocal modulus or attenuation function, which incorporates nonlocal effects into the constitutive equation at a reference point  $x$  produced by the local strain at a source  $x'$ . The above absolute value of the difference  $|\mathbf{x} - \mathbf{x}'|$  denotes the Euclidean metric. The parameter  $\tau$  is equal to  $\tau = (e_0 \tilde{a})/l$  where  $l$  is the external characteristic length (crack length, wave length),  $\tilde{a}$  describes the internal characteristic length (lattice parameter, granular size and distance between C-C bounds) and  $e_0$  is a constant appropriate to each material that can be identified from atomistic simulations or by using the dispersive curve of the Born-Karman model of lattice dynamics.

Because of difficulties arising in the analytical analysis of continuum systems with integral form of constitutive equation, in [63] this form has been reformulated into the differential form of constitutive equation by adopting specific kernel functions. Differential form is proved to be very efficient, simple, and convenient for analytical techniques of solving different vibration and stability analysis problems in nanostructure based systems. The differential form of the nonlocal constitutive relation is given as

$$(1 - \mu \nabla^2) \sigma_{ij} = t_{ij}, \quad (10)$$

where  $\nabla^2 = \Delta = \frac{d^2}{dx^2} + \frac{d^2}{dy^2}$  is the Laplacian;  $\mu = (e_0 \tilde{a})^2$  is the nonlocal parameter; and  $t_{ij} = C_{ijkl} \varepsilon_{kl}$  is the classical stress tensor. From Eq. (10), the constitutive relations for homogeneous elastic nanoplates can be expressed as

where  $E$ ,  $G$  and  $\vartheta$  are the Young's modulus, shear modulus and Poisson's ratio, respectively.

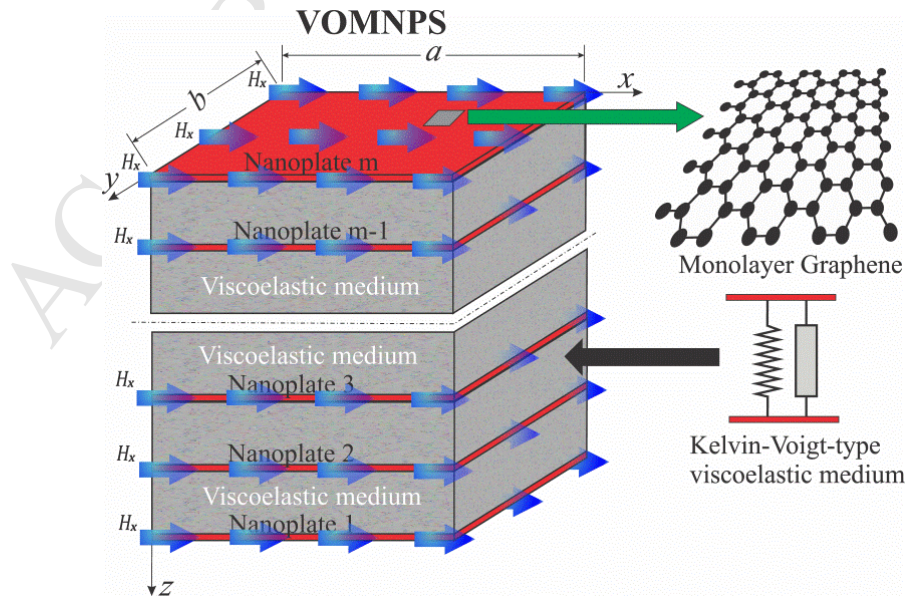
The nonlocal viscoelastic constitutive relation for Kelvin-Voigt viscoelastic nanoplate proposed in paper [73] is a combination of nonlocal elasticity and viscoelasticity theory. For the case of two - dimensional nonlocal viscoelastic orthotropic nanoplates constitutive relations are given as

$$(1 - \mu \Delta) \begin{pmatrix} \sigma_{xx} \\ \sigma_{yy} \\ \tau_{xy} \end{pmatrix} = \begin{bmatrix} \frac{E_1(1 + \tau_d \frac{\partial}{\partial t})}{1 - \vartheta_{12}\vartheta_{21}} & \frac{\vartheta_{12}E_1(1 + \tau_d \frac{\partial}{\partial t})}{1 - \vartheta_{12}\vartheta_{21}} & 0 \\ \vartheta_{12}E_2(1 + \tau_d \frac{\partial}{\partial t}) & \frac{E_2(1 + \tau_d \frac{\partial}{\partial t})}{1 - \vartheta_{12}\vartheta_{21}} & 0 \\ 0 & 0 & G_{12}(1 + \tau_d \frac{\partial}{\partial t}) \end{bmatrix} \begin{pmatrix} \varepsilon_{xx} \\ \varepsilon_{yy} \\ \gamma_{xy} \end{pmatrix}, \quad (12)$$

where  $\tau_d$  is the internal damping coefficient of nanobeam,  $E_1$ ,  $E_2$  and  $\vartheta_{12}$ ,  $\vartheta_{21}$  are Young's modulus's and Poisson's ratios, respectively in two orthogonal directions. If  $\tau_d = 0$  i.e. by neglecting the internal viscosity, we than obtain the constitutive relation for nonlocal elasticity. In the follow, we use the constitutive relation for nonlocal viscoelasticity in Eq. (12) to derive governing equations of motion.

#### 4. Structural problem formulation

Here, we consider the free vibration of VOMNPS composed of  $m$  orthotropic viscoelastic nanoplates embedded in Kelvin-Voigt-type viscoelastic medium and under the in-plane uniaxial magnetic field, as shown in Fig.1. The VOMNPS is modeled as a stack of rectangular simply supported orthotropic nanoplates with same material and geometrical characteristics, with elastic modulus  $E_1$  and  $E_2$ , Poisson coefficients  $\vartheta_{12}$  and  $\vartheta_{21}$ , shear modulus  $G_{12}$ , internal damping parameter  $\tau_d$ , mass density  $\rho$ , length  $a$ , width  $b$  and thickness  $h$ . Viscoelastic medium located between nanoplates of VOMNPS is modeled via continuously distributed pairs of parallelly connected springs and dampers, also known as Kelvin-Voigt model of viscoelasticity, with stiffness coefficients  $k_i$  and damping coefficients  $b_i$ . It should be noted that each nanoplate in VOMNPS is subjected to the in-plane uniaxial magnetic field in the  $x$  direction. We assume that transversal displacements of nanoplates are  $w_1(x, y, t)$ ,  $w_2(x, y, t)$ ,  $w_3(x, y, t)$ ,  $w_4(x, y, t)$ ...  $w_m(x, y, t)$ .



**Fig. 1** VOMNPS embedded in a viscoelastic medium and under the influence of uniaxial in-plane magnetic field  $H_x$ .



where  $u_i$ ,  $v_i$  and  $w_i$  are the displacements of nanoplates in the  $x$ ,  $y$  and  $z$  directions, respectively. By using Eq. (13), the strain - displacement relations of the linear strain theory [74] are

$$\varepsilon_{xx} = \frac{\partial u_i}{\partial x} - z \frac{\partial^2 w_i}{\partial x^2}, \quad \varepsilon_{yy} = \frac{\partial v_i}{\partial y} - z \frac{\partial^2 w_i}{\partial y^2}, \quad \gamma_{xy} = \frac{\partial u_i}{\partial y} + \frac{\partial v_i}{\partial x} - 2z \frac{\partial^2 w_i}{\partial x \partial y}, \quad (14a)$$

$$\varepsilon_{zz} = \frac{\partial w_i}{\partial z} = 0, \quad \gamma_{xz} = \frac{\partial \bar{u}_{ix}}{\partial z} + \frac{\partial \bar{w}_{iz}}{\partial x} = 0, \quad \gamma_{yz} = \frac{\partial \bar{v}_{iy}}{\partial z} + \frac{\partial \bar{w}_{iz}}{\partial y} = 0, \quad (14b)$$

where  $\varepsilon_{xx}$ ,  $\varepsilon_{yy}$  and  $\varepsilon_{zz}$  are the normal strains, and  $\gamma_{xy}$ ,  $\gamma_{xz}$  and  $\gamma_{yz}$  are the shear strains. Based on the Newton's second law for the infinitesimal element of the  $i$ -th nanoplate, equilibrium equations can be obtained in the following form

$$q + \frac{\partial Q_x}{\partial x} + \frac{\partial Q_y}{\partial y} = \rho h \frac{\partial^2 w_i}{\partial t^2}, \quad (15a)$$

$$\frac{\partial M_{xx}}{\partial x} + \frac{\partial M_{xy}}{\partial y} + \frac{\rho h^3}{12} \frac{\partial^3 w_i}{\partial t^2 \partial x} = Q_x, \quad (15b)$$

$$\frac{\partial M_{yy}}{\partial y} + \frac{\partial M_{xy}}{\partial x} + \frac{\rho h^3}{12} \frac{\partial^3 w_i}{\partial t^2 \partial y} = Q_y, \quad (15c)$$

$$\frac{\partial N_{xx}}{\partial x} + \frac{\partial N_{xy}}{\partial y} = \rho h \frac{\partial^2 u_i}{\partial t^2}, \quad (15d)$$

$$\frac{\partial N_{yy}}{\partial y} + \frac{\partial N_{xy}}{\partial x} = \rho h \frac{\partial^2 v_i}{\partial t^2}, \quad (15e)$$

in which  $\partial w_i / \partial x$  and  $\partial w_i / \partial y$  are angles of rotation,  $\rho h^3 / 12$  is the rotary inertia,  $N_{xx}$ ,  $N_{yy}$  and  $N_{xy}$  are the in-plane stress resultants  $M_x$ ,  $M_y$  and  $M_{xy}$  are the moment resultants, and  $Q_x$  and  $Q_y$  are the transverse shearing resultants, which are defined as

$$(N_{xx}, N_{yy}, N_{xy}, M_x, M_y, M_{xy}, Q_x, Q_y) = \int_{-h/2}^{h/2} (\sigma_{xx}, \sigma_{yy}, \tau_{xy}, z\sigma_{xx}, z\sigma_{yy}, z\tau_{xy}, \tau_{xz}, \tau_{yz}) dz. \quad (16)$$

Introducing Eqs. (15b) and (15c) into the Eq. (15a), and neglecting the in-plane displacements  $u_i$  and  $v_i$ , we obtain the following motion equation of the  $i$ -th nanoplate in terms of the stress couple resultants

$$q + \frac{\partial^2 M_{xx}}{\partial x^2} + \frac{\partial^2 M_{yy}}{\partial y^2} + 2 \frac{\partial^2 M_{xy}}{\partial x \partial y} = \rho h \frac{\partial^2 w_i}{\partial t^2} - \frac{\rho h^3}{12} \left( \frac{\partial^4 w_i}{\partial t^2 \partial x^2} + \frac{\partial^4 w_i}{\partial t^2 \partial y^2} \right), \quad (17)$$

in which  $q(x, y, t)$  is external force caused by viscoelastic medium and in-plane uniaxial magnetic force (Fig. 1b) of the form

$$q(x, y, t) = F_{ki} - F_{ki-1} + \eta h H_x^2 \left( \frac{\partial^2 w_i}{\partial x^2} - \frac{\partial^2 w_i}{\partial y^2} \right), \quad (18)$$

where

$$F_{ki} = k_i(w_{i+1} - w_i) + b_i(\dot{w}_{i+1} - \dot{w}_i), \quad F_{ki-1} = k_{i-1}(w_i - w_{i-1}) + b_{i-1}(\dot{w}_i - \dot{w}_{i-1}). \quad (19)$$

Introducing Eq. (14a) into Eq. (12) and using expression (16), yields

$$(1 - \mu \Delta)M_{xy} = -2D_{66} \left(1 + \tau_d \frac{\partial}{\partial t}\right) \frac{\partial^2 w_i}{\partial x \partial y}, \quad (20b)$$

where  $D_{11}, D_{12}, D_{22}$  and  $D_{66}$  are the bending rigidities of orthotropic viscoelastic nanoplates which are expressed as

$$D_{11} = \frac{E_1 h^3}{12(1 - \nu_{12}\nu_{21})}, \quad D_{12} = \frac{\nu_{12} E_2 h^3}{12(1 - \nu_{12}\nu_{21})}, \quad D_{22} = \frac{E_2 h^3}{12(1 - \nu_{12}\nu_{21})}, \quad D_{66} = \frac{G_{12} h^3}{12}. \quad (21)$$

Finally, by using Eqs. (17) and (20), we obtain governing equations of motion in terms of transversal displacement of the  $i$ -th nanoplate in the following form

$$\begin{aligned} & \rho h \frac{\partial^2 w_i}{\partial t^2} - \frac{\rho h^3}{12} \left( \frac{\partial^4 w_i}{\partial t^2 \partial x^2} + \frac{\partial^4 w_i}{\partial t^2 \partial y^2} \right) - \eta h H_x^2 \left( \frac{\partial^2 w_i}{\partial x^2} - \frac{\partial^2 w_i}{\partial y^2} \right) \\ & + k_i (w_i - w_{i+1}) + b_i \left( \frac{w_i}{\partial t} - \frac{w_{i+1}}{\partial t} \right) + k_{i-1} (w_i - w_{i-1}) + b_{i-1} \left( \frac{w_i}{\partial t} - \frac{w_{i-1}}{\partial t} \right) \\ & + D_{11} \left(1 + \tau_d \frac{\partial}{\partial t}\right) \frac{\partial^4 w_i}{\partial x^4} + D_{22} \left(1 + \tau_d \frac{\partial}{\partial t}\right) \frac{\partial^4 w_i}{\partial y^4} + 2(D_{12} + 2D_{66}) \left(1 + \tau_d \frac{\partial}{\partial t}\right) \frac{\partial^2 w_i}{\partial x^2 \partial y^2} \\ & = \mu \left( \frac{\partial^2}{\partial x^2} + \frac{\partial^2}{\partial y^2} \right) \left[ \rho h \frac{\partial^2 w_i}{\partial t^2} - \frac{\rho h^3}{12} \left( \frac{\partial^4 w_i}{\partial t^2 \partial x^2} + \frac{\partial^4 w_i}{\partial t^2 \partial y^2} \right) \right. \\ & \left. - \eta h H_x^2 \left( \frac{\partial^2 w_i}{\partial x^2} - \frac{\partial^2 w_i}{\partial y^2} \right) + k_i (w_i - w_{i+1}) + b_i \left( \frac{w_i}{\partial t} - \frac{w_{i+1}}{\partial t} \right) + k_{i-1} (w_i - w_{i-1}) + b_{i-1} \left( \frac{w_i}{\partial t} - \frac{w_{i-1}}{\partial t} \right) \right], \quad (22) \end{aligned}$$

or in the dimensionless form

$$\begin{aligned} & \frac{\partial^2 \bar{w}_i}{\partial \tau^2} - \frac{\delta^2}{12} \left( \frac{\partial^4 \bar{w}_i}{\partial \tau^2 \partial \xi^2} + R^2 \frac{\partial^4 \bar{w}_i}{\partial \tau^2 \partial \zeta^2} \right) - MP \left( \frac{\partial^2 \bar{w}_i}{\partial \xi^2} - R^2 \frac{\partial^2 \bar{w}_i}{\partial \zeta^2} \right) \\ & + K_i (\bar{w}_i - \bar{w}_{i+1}) + B_i \left( \frac{\bar{w}_i}{\partial \tau} - \frac{\bar{w}_{i+1}}{\partial \tau} \right) + K_{i-1} (\bar{w}_i - \bar{w}_{i-1}) + B_{i-1} \left( \frac{\bar{w}_i}{\partial \tau} - \frac{\bar{w}_{i-1}}{\partial \tau} \right) \\ & + \left(1 + T_d \frac{\partial}{\partial \tau}\right) \frac{\partial^4 \bar{w}_i}{\partial \xi^4} + Z_{22} R^4 \left(1 + T_d \frac{\partial}{\partial \tau}\right) \frac{\partial^4 \bar{w}_i}{\partial \zeta^4} + 2R^2 (Z_{12} + 2Z_{66}) \left(1 + T_d \frac{\partial}{\partial \tau}\right) \frac{\partial^2 \bar{w}_i}{\partial \xi^2 \partial \zeta^2} \\ & = \eta^2 \left( \frac{\partial^2}{\partial \xi^2} + R^2 \frac{\partial^2}{\partial \zeta^2} \right) \left[ \frac{\partial^2 \bar{w}_i}{\partial \tau^2} - \frac{\delta^2}{12} \left( \frac{\partial^4 \bar{w}_i}{\partial \tau^2 \partial \xi^2} + R^2 \frac{\partial^4 \bar{w}_i}{\partial \tau^2 \partial \zeta^2} \right) \right. \\ & \left. - MP \left( \frac{\partial^2 \bar{w}_i}{\partial \xi^2} - R^2 \frac{\partial^2 \bar{w}_i}{\partial \zeta^2} \right) + K_i (\bar{w}_i - \bar{w}_{i+1}) + B_i \left( \frac{\bar{w}_i}{\partial \tau} - \frac{\bar{w}_{i+1}}{\partial \tau} \right) + K_{i-1} (\bar{w}_i - \bar{w}_{i-1}) + B_{i-1} \left( \frac{\bar{w}_i}{\partial \tau} - \frac{\bar{w}_{i-1}}{\partial \tau} \right) \right], \quad (23) \end{aligned}$$

for  $i = 1, 2, 3, \dots, m$ , where dimensionless parameters are defined as

$$\begin{aligned} K_i &= k_i \frac{a^4}{D_{11}}, \quad B_i = b_i \frac{a^2}{\sqrt{\rho h D_{11}}}, \quad T_d = \tau_d \sqrt{\frac{D_{11}}{a^4 \rho h}}, \quad \eta^2 = \frac{\mu}{a^2}, \quad \tau = t \sqrt{\frac{D_{11}}{a^4 \rho h}}, \quad MP = \frac{\eta h H_x^2 a^2}{D_{11}}, \\ Z_{22} &= \frac{D_{22}}{D_{11}}, \quad Z_{12} = \frac{D_{12}}{D_{11}}, \quad Z_{66} = \frac{D_{66}}{D_{11}}, \quad R = \frac{a}{b}, \quad \delta = \frac{h}{a}, \quad \bar{w}_i = \frac{w_i}{a}, \quad \xi = \frac{x}{a}, \quad \zeta = \frac{y}{b}. \quad (24) \end{aligned}$$

Assuming the simply supported boundary conditions for all nanoplates in VOMNPS, we can write the following mathematical expressions

$$w_i(x, 0, t) = w_i(x, b, t) = 0, \quad w_i(0, y, t) = w_i(a, y, t) = 0, \quad i = 1, 2, 3, \dots, m. \quad (25a)$$

$$M_{xxi}(0, y, t) = M_{xxi}(a, y, t) = 0, \quad M_{yyi}(x, 0, t) = M_{yyi}(x, b, t) = 0. \quad (25b)$$

In this study we assumed analytical solutions in the form of double Fourier series in which transverse displacement  $w_i$  is expanded into a double trigonometric series in terms of unknown parameters as shown in [76, 77]. Considering that the nanoplates in VOMNPS are simply supported Eq. (25), assumed solution for the  $i$ -th nanoplate is of the form

$$\bar{w}_i(\xi, \zeta, \tau) = \sum_{r=1}^{\infty} \sum_{n=1}^{\infty} W_{irn} \sin(\alpha_r \xi) \sin(\beta_n \zeta) e^{j\Omega_{rn}\tau}, \quad i = 1, 2, 3, \dots, m, \quad (26)$$

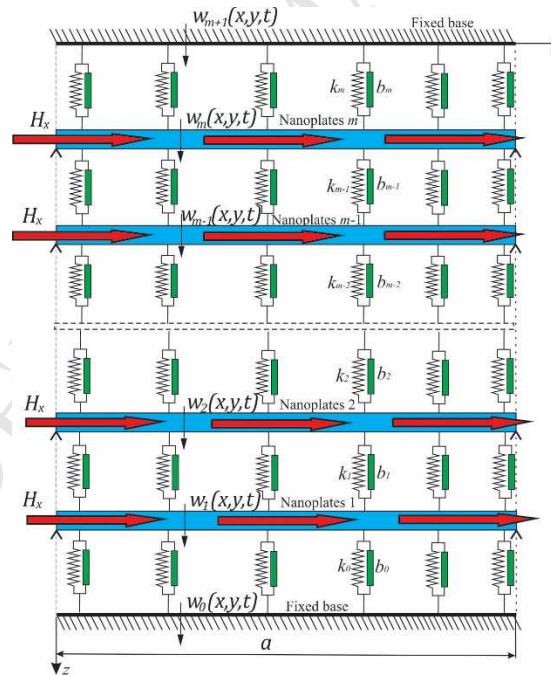
where  $j = \sqrt{-1}$ ,  $\alpha_r = r\pi$ ;  $\beta_n = n\pi$  ( $r, n = 1, 2, 3, \dots$ );  $W_{irn}$ ,  $\Omega_{rn}$  ( $i = 1, 2, 3, \dots, m$ ) are amplitudes and complex natural frequencies, respectively. In the papers [27, 74, 75] assumed displacement field satisfies the given boundary conditions, and it is independent of the influence of other nanoplates in multi-nanoplate system.

In the continuation of this study, we will consider three cases of coupling of VOMNPS with a fixed base and corresponding exact closed form solutions for complex natural frequencies.

### 5.1. "Clamped-Chain" system

In the case of "Clamped-Chain" system, the first and the last nanoplate in the model of VOMNPS are connected with the fixed base through the viscoelastic medium represented by layers with stiffness coefficients  $k_0$  and  $k_m$  and damping coefficients  $b_0$  and  $b_m$  as shown in Fig. 2. Coupling conditions for this chain system in dimensionless form are

$$\bar{w}_0(\xi, \zeta, \tau) = 0, \quad \bar{w}_{m+1}(\xi, \zeta, \tau) = 0. \quad (27)$$



**Fig. 2** Side view of VOMNPS embedded in the viscoelastic medium and under the influence of uniaxial in-plane magnetic field, "Clamped-Chain" system.

By introducing expression for coupling condition (27) and assumed solution Eq.(26) into the equation of motion Eq. (23) of VOMNPS and assuming that the stiffness and damping coefficients of viscoelastic medium are identical  $K_0 = K_1 = \dots = K_m = K$  and  $B_0 = B_1 = \dots = B_m = B$ , we obtain the system of algebraic equations in the following form

$$\hat{S}_{rn} W_{1rn} - \hat{v}_{rn} W_{2rn} = 0, \quad i = 1, \quad (28a)$$

$$-\hat{v}_{rn} W_{i-1rn} + \hat{S}_{rn} W_{irn} - \hat{v}_{rn} W_{i+1rn} = 0, \quad i = 2, 3, \dots, m - 1, \quad (28b)$$

$$\begin{bmatrix} -\hat{\nu}_{rn} & \hat{\mathcal{S}}_{rn} & -\hat{\nu}_{rn} & \dots & 0 & 0 & 0 & \dots & 0 & 0 & 0 & \dots & 0 \\ \dots & \dots & \dots & \dots & \dots & \dots & \dots & \dots & \dots & \dots & \dots & \dots & \dots \\ 0 & 0 & 0 & \dots & \hat{\mathcal{S}}_{rn} & -\hat{\nu}_{rn} & 0 & \dots & 0 & 0 & 0 & \dots & 0 \\ 0 & 0 & 0 & \dots & -\hat{\nu}_{rn} & \hat{\mathcal{S}}_{rn} & -\hat{\nu}_{rn} & \dots & 0 & 0 & 0 & \dots & 0 \\ 0 & 0 & 0 & \dots & 0 & -\hat{\nu}_{rn} & \hat{\mathcal{S}}_{rn} & \dots & 0 & 0 & 0 & \dots & 0 \\ \dots & \dots & \dots & \dots & \dots & \dots & \dots & \dots & \dots & \dots & \dots & \dots & \dots \\ 0 & 0 & 0 & \dots & 0 & 0 & 0 & \dots & 0 & \hat{\mathcal{S}}_{rn} & -\hat{\nu}_{rn} & \dots & 0 \\ 0 & 0 & 0 & \dots & 0 & 0 & 0 & \dots & 0 & -\hat{\nu}_{rn} & \hat{\mathcal{S}}_{rn} & \dots & 0 \end{bmatrix} \begin{Bmatrix} W_{3rn} \\ \dots \\ W_{i-1rn} \\ W_{irn} \\ W_{i+1rn} \\ \dots \\ W_{m-2rn} \\ W_{m-1rn} \\ W_{m rn} \end{Bmatrix} = \begin{Bmatrix} 0 \\ \dots \\ 0 \\ 0 \\ 0 \\ \dots \\ 0 \\ 0 \\ 0 \end{Bmatrix}, \quad (29)$$

where

$$\hat{\mathcal{S}}_{rn} = -\Omega_{rn}^2 f_{rn} - \frac{\delta^2}{12} \Omega_{rn}^2 (\alpha_r^2 + R^2 \beta_n^2) f_{rn} + 2\hat{\nu}_{rn} + MP(\alpha_r^2 - R^2 \beta_n^2) f_{rn} + (1 + j\Omega_{rn} T_d) [\alpha_r^4 + Z_{22} R^4 \beta_n^4 + 2(Z_{12} + 2Z_{66}) R^2 \alpha_r^2 \beta_n^2], \quad (30a)$$

$$\hat{\nu}_{rn} = (K + j\Omega_{rn} B) f_{rn}, \quad (30b)$$

$$f_{rn} = 1 + \eta^2 (\alpha_r^2 + R^2 \beta_n^2). \quad (30c)$$

In [76], the methodology of obtaining the analytical solutions for natural frequencies of homogeneous elastic and viscoelastic complex systems is presented. Based on that, we supposed the solution of the  $i$ -th algebraic equation in (19) as

$$W_{in} = N \cos(i \varphi_{cc}) + M \sin(i \varphi_{cc}), \quad i = 1, 3, \dots, m. \quad (31)$$

Introducing assumed solution (31) into the  $i$ -th algebraic equation of the system (29), we obtain two algebraic equations, where constants  $M$  and  $N$  are not simultaneously equal to zero

$$N \{-\hat{\nu}_{rn} \cos[(i-1)\varphi_{cc}] + \hat{\mathcal{S}}_{rn} \cos(i \varphi_{cc}) - \hat{\nu}_{rn} \cos[(i+1)\varphi_{cc}]\} = 0, \quad i = 2, 3, \dots, m-1, \quad (32a)$$

$$M \{-\hat{\nu}_{rn} \sin[(i-1)\varphi_{cc}] + \hat{\mathcal{S}}_{rn} \sin(i \varphi_{cc}) - \hat{\nu}_{rn} \sin[(i+1)\varphi_{cc}]\} = 0, \quad i = 2, 3, \dots, m-1, \quad (32b)$$

After some algebra we obtain

$$(\hat{\mathcal{S}}_{rn} - 2\hat{\nu}_{rn} \cos \varphi_{cc}) N \cos(i \varphi_{cc}) = 0, \quad (33a)$$

$$(\hat{\mathcal{S}}_{rn} - 2\hat{\nu}_{rn} \cos \varphi_{cc}) M \sin(i \varphi_{cc}) = 0, \quad (33b)$$

in which,  $N \neq 0$  and  $\cos(i \varphi_{cc}) \neq 0$  or  $M \neq 0$  and  $\sin(i \varphi_{cc}) \neq 0$  for the case when the system has an oscillatory behavior, for  $i = 2, 3, \dots, m-1$ . Now, from Eq. (33), we get the complex natural frequency equation of the form

$$\hat{\mathcal{S}}_{rn} = 2\hat{\nu}_{rn} \cos \varphi_{cc}, \quad (34)$$

where  $\varphi_{cc}$  is unknown parameter determined from the first and the last equation of the system of algebraic equations (29) i.e. from the boundary conditions of the "Clamped-Chain" system.

Using the Eq. (21) for the first and for the last equation of the system (29) i.e.  $W_{1rn} = N \cos \varphi_{cc} + M \sin \varphi_{cc}$  and  $W_{2rn} = N \cos(2\varphi_{cc}) + M \sin(2\varphi_{cc})$  into the first equation and  $W_{m-1rn} = N \cos[(m-1)\varphi_{cc}] + M \sin[(m-1)\varphi_{cc}]$  and  $W_{m rn} = N \cos(m\varphi_{cc}) + M \sin(m\varphi_{cc})$  into the last equation, we obtain the system of algebraic equations, from which we can find unknown parameter  $\varphi_{cc}$ , as

$$N [\hat{\mathcal{S}}_{rn} \cos \varphi_{cc} - \hat{\nu}_{rn} \cos(2\varphi_{cc})] + M [\hat{\mathcal{S}}_{rn} \sin \varphi_{cc} - \hat{\nu}_{rn} \sin(2\varphi_{cc})] = 0, \quad (35a)$$

$$N [\hat{\mathcal{S}}_{rn} \cos(m\varphi_{cc}) - \hat{\nu}_{rn} \cos[(m-1)\varphi_{cc}]] + M [\hat{\mathcal{S}}_{rn} \sin(m\varphi_{cc}) - \hat{\nu}_{rn} \sin[(m-1)\varphi_{cc}]] = 0. \quad (35b)$$

Finally, non-trivial solutions of the system of trigonometric equations (35) are

$$\begin{vmatrix} 1 & 0 \\ \cos[(m+1)\varphi_{cc}] & \sin[(m+1)\varphi_{cc}] \end{vmatrix} = 0 \Rightarrow \sin[(m+1)\varphi_{cc}] = 0, \quad (36)$$

from which we have

where

$$\hat{a} = \left[ 1 + \frac{\delta^2}{12} (\alpha_r^2 + R^2 \beta_n^2) \right] f_{rn}, \quad (39a)$$

$$\hat{b} = 2Bf_{rn}(1 - \cos\varphi_{cc,s}) + T_d[\alpha_r^4 + Z_{22}R^4\beta_n^4 + 2(Z_{12} + 2Z_{66})R^2\alpha_r^2\beta_n^2], \quad (39b)$$

$$\hat{c} = 2Kf_{rn}(1 - \cos\varphi_{cc,s}) + MP(\alpha_r^2 - R^2\beta_n^2)f_{rn} + [\alpha_r^4 + Z_{22}R^4\beta_n^4 + 2(Z_{12} + 2Z_{66})R^2\alpha_r^2\beta_n^2]. \quad (39c)$$

Solutions of Eq. (38) are complex natural frequencies of VOMNPS given as

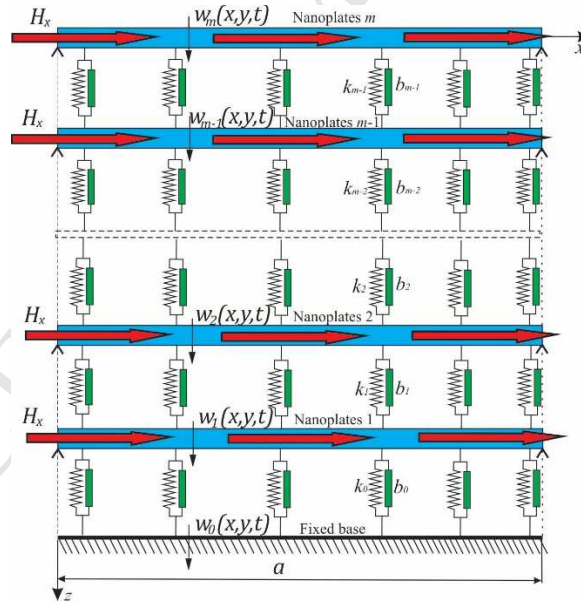
$$\Omega_{rncc,s} = +j \frac{\hat{b}}{2\hat{a}} \pm \sqrt{\frac{4\hat{a}\hat{c} - \hat{b}^2}{4\hat{a}^2}}, \quad s = 1, 2, \dots, m, \quad (40)$$

where the imaginary part of Eq. (40) represents damping ratio and the real part represents damped natural frequency.

### 5.2 "Cantilever - Chain" system

For "Cantilever - Chain" system we assume that the first nanoplate is connected to the fixed base through the viscoelastic medium with stiffness coefficient  $k_0$  and damping coefficient  $b_0$  while the last nanoplate in the system is free on the top face where  $k_m = 0$  and  $b_m = 0$ . Therefore, in this case we have the following coupling conditions in the dimensionless form

$$\bar{w}_0(\xi, \zeta, \tau) = 0, \quad \bar{w}_{m+1}(\xi, \zeta, \tau) = 0 \text{ and } K_m = 0, B_m = 0, \quad (41)$$



**Fig. 3.** Side view of VOMNPS embedded in the viscoelastic medium and under the influence of uniaxial in-plane magnetic force, "Cantilever-Chain" systems

Substituting coupling conditions (41) and assumed solutions Eq. (26) into Eq. (23), for identical nanoplates and properties of viscoelastic medium between them, we obtain a homogeneous system of  $m$  algebraic equations of the form

$$\hat{S}_{rn}W_{1rn} - \hat{v}_{rn}W_{2rn} = 0, \quad i = 1, \quad (42a)$$

$$-\hat{v}_{rn}W_{i-1rn} + \hat{S}_{rn}W_{irn} - \hat{v}_{rn}W_{i+1rn} = 0, \quad i = 2, 3, \dots, m-1, \quad (42b)$$

$$-\hat{v}_{rn}W_{m-1rn} + (\hat{S}_{rn} - \hat{v}_{rn})W_{mrn} = 0, \quad i = m, \quad (42c)$$

$$\begin{bmatrix} 0 & 0 & 0 & \dots & \hat{S}_{rn} & -\hat{v}_{rn} & 0 & \dots & 0 & 0 & 0 \\ 0 & 0 & 0 & \dots & -\hat{v}_{rn} & \hat{S}_{rn} & -\hat{v}_{rn} & \dots & 0 & 0 & 0 \\ 0 & 0 & 0 & \dots & 0 & -\hat{v}_{rn} & \hat{S}_{rn} & \dots & 0 & 0 & 0 \\ \dots & \dots & \dots & \dots & \dots & \dots & \dots & \dots & \dots & \dots & \dots \\ 0 & 0 & 0 & \dots & 0 & 0 & 0 & \dots & 0 & \hat{S}_{rn} & -\hat{v}_{rn} \\ 0 & 0 & 0 & \dots & 0 & 0 & 0 & \dots & 0 & -\hat{v}_{rn} & \hat{S}_{rn} - \hat{v}_{rn} \end{bmatrix} \begin{Bmatrix} W_{i-1rn} \\ W_{irn} \\ W_{i+1rn} \\ \dots \\ W_{m-2rn} \\ W_{m-1rn} \\ W_{m rn} \end{Bmatrix} = \begin{Bmatrix} 0 \\ 0 \\ 0 \\ \dots \\ 0 \\ 0 \\ 0 \end{Bmatrix}, \quad (43)$$

where  $\hat{S}_{rn}$  and  $-\hat{v}_{rn}$  are defined in Eq. (30).

Applying Eq. (31) into the  $i$ -th algebraic equation of the system (43), we obtain the same two trigonometric expressions as in the previous case, which leads to a complex natural frequency equation  $\hat{S}_{rn} = 2\hat{v}_{rn}\cos\varphi_{can}$ . Different chain conditions of coupling for the first and the last nanoplate in VOMNPS with a fixed base leads to a change in the system of algebraic equation (43). Therefore, it is necessary to find new value of unknown parameter  $\varphi_{can}$  from the first and the last equation of the system (43). Introducing  $W_{1n} = N\cos\varphi_{can} + M\sin\varphi_{can}$  and  $W_{2n} = N\cos(2\varphi_{can}) + M\sin(2\varphi_{can})$  into the first equation and  $W_{m-1n} = N\cos[(m-1)\varphi_{can}] + M\sin[(m-1)\varphi_{can}]$  and  $W_{m-1n} = N\cos(m\varphi_{can}) + M\sin(m\varphi_{can})$  into the last equation of (43), we obtain the new system of algebraic equations as

$$N[S_{rn}\cos\varphi_{can} - v_{rn}\cos(2\varphi_{can})] + M[S_n\sin\varphi_{cc} - v_{rn}\sin(2\varphi_{can})] = 0, \quad (44a)$$

$$\begin{aligned} & N[(S_{rn} - v_n)\cos(m\varphi_{can}) - v_{rn}\cos[(m-1)\varphi_{can}]] + \\ & + M[(S_{rn} - v_{rn})\sin(m\varphi_{can}) - v_{rn}\sin[(m-1)\varphi_{can}]] = 0. \end{aligned} \quad (44b)$$

The non-trivial solutions for constants  $N$  and  $M$  are obtained from the above system, which yields the following trigonometric relation

$$\begin{vmatrix} 1 & 0 \\ \cos[(m+1)\varphi_{can}] - \cos(m\varphi_{can}) & \sin[(m+1)\varphi_{can}] - \sin(m\varphi_{can}) \end{vmatrix} = 0 \Rightarrow \cos\left[\frac{(2m+1)}{2}\varphi_{can}\right] = 0 \quad (45)$$

where unknown  $\varphi_{can,s}$  is obtained for the "Cantilever-Chain" system as

$$\varphi_{can,s} = \frac{(2s-1)\pi}{2m+1}, \quad s = 1, 2, \dots, m. \quad (46)$$

Introducing the parameter  $\varphi_{can,s}$  into Eq. (34) instead of  $\varphi_{cc}$ , the complex natural frequency equation is obtained as in the previous case

$$-\hat{a}\Omega_{rn}^2 + j\hat{b}\Omega_{rn} + \hat{c} = 0, \quad (r, n) = 1, 2, 3, \dots, \quad (47)$$

where the only difference is in the parameter  $\varphi_{can,s}$  and

$$\hat{a} = \left[1 + \frac{\delta^2}{12}(\alpha_r^2 + R^2\beta_n^2)\right]f_{rn}, \quad (48a)$$

$$\hat{b} = 2Bf_{rn}(1 - \cos\varphi_{can,s}) + T_d[\alpha_r^4 + Z_{22}R^4\beta_n^4 + 2(Z_{12} + 2Z_{66})R^2\alpha_r^2\beta_n^2], \quad (48b)$$

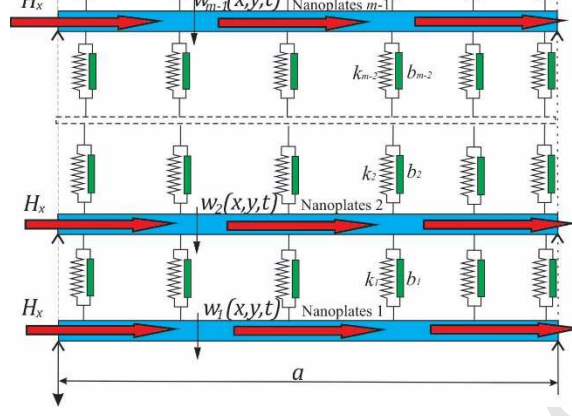
$$\hat{c} = 2Kf_{rn}(1 - \cos\varphi_{can,s}) + MP(\alpha_r^2 - R^2\beta_n^2)f_{rn} + [\alpha_r^4 + Z_{22}R^4\beta_n^4 + 2(Z_{12} + 2Z_{66})R^2\alpha_r^2\beta_n^2]. \quad (48c)$$

The solution of Eq. (47) represents the complex natural frequency of VOMNPS of the form

$$\Omega_{rncan,s} = +j\frac{\hat{b}}{2\hat{a}} \pm \sqrt{\frac{4\hat{a}\hat{c} - \hat{b}^2}{4\hat{a}^2}}, \quad s = 1, 2, \dots, m. \quad (49)$$

### 5.3. "Free-Chain" system

Next, we consider the system where the first and the last nanoplate are without coupling with the fixed base, where coupling conditions in dimensionless form are



**Fig. 4** Side view of VOMNPS embedded in the viscoelastic medium and under the influence of uniaxial in-plane magnetic force, "Free-Chain" systems.

Using the chain coupling conditions for the "Free-Chain" system Eq. (50) and assumed solution (26), from the equation of motion Eq. (23) we obtain the following system of algebraic equations

$$(\hat{S}_{rn} - \hat{v}_{rn})W_{1rn} - \hat{v}_{rn}W_{2rn} = 0, \quad i = 1, \quad (51a)$$

$$-\hat{v}_{rn}W_{i-1rn} + \hat{S}_{rn}W_{irn} - \hat{v}_{rn}W_{i+1rn} = 0, \quad i = 2, 3, \dots, m-1, \quad (51b)$$

$$-\hat{v}_{rn}W_{m-1rn} + (\hat{S}_{rn} - \hat{v}_{rn})W_{mrn} = 0, \quad i = m, \quad (51c)$$

or in the matrix form

$$\begin{bmatrix} \hat{S}_{rn} - \hat{v}_{rn} & -\hat{v}_{rn} & 0 & \dots & 0 & 0 & 0 & \dots & 0 & 0 & 0 & 0 \\ -\hat{v}_{rn} & \hat{S}_{rn} & -\hat{v}_{rn} & \dots & 0 & 0 & 0 & \dots & 0 & 0 & 0 & 0 \\ \dots & \dots & \dots & \dots & \dots & \dots & \dots & \dots & \dots & \dots & \dots & \dots \\ 0 & 0 & 0 & \dots & \hat{S}_{rn} & -\hat{v}_{rn} & 0 & \dots & 0 & 0 & 0 & 0 \\ 0 & 0 & 0 & \dots & -\hat{v}_{rn} & \hat{S}_{rn} & -\hat{v}_{rn} & \dots & 0 & 0 & 0 & 0 \\ 0 & 0 & 0 & \dots & 0 & -\hat{v}_{rn} & \hat{S}_{rn} & \dots & 0 & 0 & 0 & 0 \\ \dots & \dots & \dots & \dots & \dots & \dots & \dots & \dots & \dots & \dots & \dots & \dots \\ 0 & 0 & 0 & \dots & 0 & 0 & 0 & \dots & 0 & \hat{S}_{rn} & -\hat{v}_{rn} & \dots \\ 0 & 0 & 0 & \dots & 0 & 0 & 0 & \dots & 0 & -\hat{v}_{rn} & \hat{S}_{rn} - \hat{v}_{rn} & \dots \end{bmatrix} \begin{Bmatrix} W_{1rn} \\ W_{2rn} \\ W_{3rn} \\ \dots \\ W_{i-1rn} \\ W_{irn} \\ W_{i+1rn} \\ \dots \\ W_{m-2rn} \\ W_{m-1rn} \\ W_{mrn} \end{Bmatrix} = \begin{Bmatrix} 0 \\ 0 \\ 0 \\ \dots \\ 0 \\ 0 \\ 0 \\ \dots \\ 0 \\ 0 \\ 0 \end{Bmatrix}, \quad (52)$$

where expressions  $\hat{S}_{rn}$  and  $\hat{v}_{rn}$  are defined in Eq. (30).

By using assumed solution Eq. (31) into  $i$ -th algebraic equation of the system (52), we get the complex natural frequency equation in the same way as in the previous cases. We have that  $\hat{S}_{rn} = 2\hat{v}_{rn}\cos\varphi_{fc}$ , where  $\varphi_{fc}$  is unknown parameter determined from the first and the last equation of the system of algebraic equations (52) i.e. boundary conditions of the "Free-Chain" system. Applying solutions for the first and the second amplitude,  $W_{1rn} = N\cos\varphi_{fc} + M\sin\varphi_{fc}$  and  $W_{2rn} = N\cos(2\varphi_{fc}) + M\sin(2\varphi_{fc})$ , into the first equation and  $W_{m-1rn} = N\cos[(m-1)\varphi_{fc}] + M\sin[(m-1)\varphi_{fc}]$  and  $W_{mrn} = N\cos(m\varphi_{fc}) + M\sin(m\varphi_{fc})$  into the last equation of system (52), and after some algebra we obtain

$$N[(\hat{S}_{rn} - \hat{v}_{rn})\cos\varphi_{fc} - \hat{v}_{rn}\cos(2\varphi_{fc})] + M[(\hat{S}_{rn} - \hat{v}_{rn})\sin\varphi_{fc} - \hat{v}_{rn}\sin(2\varphi_{fc})] = 0, \quad (53a)$$

$$N[(\hat{S}_{rn} - \hat{v}_{rn})\cos(m\varphi_{fc}) - \hat{v}_{rn}\cos[(m-1)\varphi_{fc}]] + M[(\hat{S}_{rn} - \hat{v}_{rn})\sin(m\varphi_{fc}) - \hat{v}_{rn}\sin[(m-1)\varphi_{fc}]] = 0. \quad (53b)$$

Where the non-trivial solution leads to the trigonometric equations in the following form

$$\varphi_{fc,s} = \frac{\varphi}{m}, \quad s = 0, 1, \dots, m-1. \quad (55)$$

Introducing the parameter  $\varphi_{fc,s}$  into Eq. (34) instead of  $\varphi_{cc}$ , the complex natural frequency equation is obtained as

$$-\hat{a}\Omega_{rn}^2 + j\hat{b}\Omega_{rn} + \hat{c} = 0, \quad (r, n) = 1, 2, 3, \dots, \quad (56)$$

where the only difference is in the parameter  $\varphi_{fc,s}$  and

$$\hat{a} = \left[ 1 + \frac{\delta^2}{12} (\alpha_r^2 + R^2 \beta_n^2) \right] f_{rn}, \quad (57a)$$

$$\hat{b} = 2Bf_{rn}(1 - \cos\varphi_{fc,s}) + T_d[\alpha_r^4 + Z_{22}R^4\beta_n^4 + 2(Z_{12} + 2Z_{66})R^2\alpha_r^2\beta_n^2], \quad (57b)$$

$$\hat{c} = 2Kf_{rn}(1 - \cos\varphi_{fc,s}) + MP(\alpha_r^2 - R^2\beta_n^2)f_{rn} + [\alpha_r^4 + Z_{22}R^4\beta_n^4 + 2(Z_{12} + 2Z_{66})R^2\alpha_r^2\beta_n^2]. \quad (57c)$$

Finally, the solution of Eq. (56) represents the complex natural frequency of VOMNPS in the form

$$\Omega_{rnfc,s} = +j\frac{\hat{b}}{2\hat{a}} \pm \sqrt{\frac{4\hat{a}\hat{c} - \hat{b}^2}{4\hat{a}^2}}, \quad s = 1, 2, \dots, m. \quad (58)$$

#### 5.4. Asymptotic values of complex natural frequency

Here, we consider the case when a number of viscoelastic orthotropic nanoplates tends to infinity i.e. we introduce  $m \rightarrow \infty$  into the expressions for complex natural frequency (40), (49) and (58). Since the expressions for the parameter  $\varphi$  are equal to zero in all cases ( $\varphi_{cc,s}, \varphi_{can,s}, \varphi_{fc,s}$ ) = 0, we conclude that there is an independent critical value of the complex natural frequency, also called fundamental complex natural frequency, regardless to the chain coupling conditions, defined as

$$\Omega_{rn}^{\infty} = \text{Im} \left[ \Omega_{rn}^{\infty} \right] j \pm \text{Re} \left[ \Omega_{rn}^{\infty} \right], \quad (r, n) = 1, 2, \dots, \quad (59)$$

where

$$\text{Im} \left[ \Omega_{rn}^{\infty} \right] = \frac{\bar{b}}{2\bar{a}}, \quad \text{and} \quad \text{Re} \left[ \Omega_{rn}^{\infty} \right] = \sqrt{\frac{4\bar{a}\bar{c} - \bar{b}^2}{4\bar{a}^2}}, \quad (60a)$$

$$\bar{a} = \left[ 1 + \frac{\delta^2}{12} (\alpha_r^2 + R^2 \beta_n^2) \right] f_{rn}, \quad (60b)$$

$$\bar{b} = T_d[\alpha_r^4 + Z_{22}R^4\beta_n^4 + 2(Z_{12} + 2Z_{66})R^2\alpha_r^2\beta_n^2], \quad (60c)$$

$$\bar{c} = MP(\alpha_r^2 - R^2\beta_n^2)f_{rn} + [\alpha_r^4 + Z_{22}R^4\beta_n^4 + 2(Z_{12} + 2Z_{66})R^2\alpha_r^2\beta_n^2], \quad (60d)$$

The real parts of complex natural frequencies represent the critical damped natural frequencies of VOMNPS, while imaginary parts of complex natural frequencies represent the critical damped ratios. In the case when the real parts of critical complex natural frequencies are equal to zero, we can obtain the critical values of internal damping as

$$\text{Re} \left[ \Omega_{rn}^{\infty} \right] = 0, \quad \Rightarrow$$

$$(T_d)_{m \rightarrow \infty}^{cr} = \sqrt{\frac{4 \left[ 1 + \frac{\delta^2}{12} (\alpha_r^2 + R^2 \beta_n^2) \right] f_{rn} [MP(\alpha_r^2 - R^2 \beta_n^2) f_{rn} + \alpha_r^4 + Z_{22} R^4 \beta_n^4 + 2(Z_{12} + 2Z_{66}) R^2 \alpha_r^2 \beta_n^2]}{[\alpha_r^4 + Z_{22} R^4 \beta_n^4 + 2(Z_{12} + 2Z_{66}) R^2 \alpha_r^2 \beta_n^2]}}, \quad (61)$$

It should be noted that both parts of critical complex natural frequencies are functions of nanoplates material parameters and are independent of a number of nanoplates, chain coupling conditions and influences of the viscoelastic medium.



conducted by investigating the effects of dimensionless nonlocal parameter, internal viscosity, magnetic field parameter and aspect ratios on dimensionless real and imaginary parts of complex natural frequency. Obtained results are discussed and some conclusions are made.

### 6.1. Validation of the results

In order to illustrate the accuracy of the proposed trigonometric method, we performed numerical simulations for three and five nanoplates in simply supported VOMNPS embedded in viscoelastic medium and for three different chain conditions “Clamped-Chain”, “Cantilever-Chain” and “Free-Chain”. By browsing the literature, the authors have found that some researchers [27-31, 77, 78], based on different approaches (molecular dynamic simulation, lattice structure, nonlocal continuum mechanics), investigated elastic properties of a single layer graphene sheet. They obtained two values of Young elastic modulus for two perpendicular/orthogonal directions, i.e. in that case the graphene sheet can be considered as orthotropic plate [74]. Based on that fact, the authors adopted continuum model for a single layer graphene sheet as thin orthotropic plate, where size effects are introduced through Eringen’s nonlocal elasticity theory. Moreover, in the present work we investigate the system of multiple graphene sheets embedded in polymer matrix as a system of multiple viscoelastically coupled orthotropic nanoplates, where such model is more general than using the isotropic nanoplate model. However, present model can be easily modified to investigate a system of isotropic nanoplates only by using the following assumptions  $E_1 = E_2 = E$  and  $\vartheta_{12} = \vartheta_{21} = \vartheta$ .

In given numerical examples, the following values of parameters are adopted: length  $a = 9.519 [nm]$  and width  $b = 4.844 [nm]$ , elastic modulus of orthotropic nanoplates as  $E_1 = 2.434 [TPa]$  and  $E_2 = 2.473 [TPa]$ , Poisson’s ratios  $\vartheta_{12} = \vartheta_{21} = 0.197$ , thickness of nanoplates  $h = 0.129 [nm]$  and mass density  $\rho = 6316 [kg/m^3]$ , [77, 78]. The coefficients of viscoelastic media, magnetic field parameter and internal damping coefficient are considered as dimensionless parameters  $K = 100$ ,  $B = 10$ ,  $MP = 10$  and  $T = 0.01$ . These material and geometric parameters for orthotropic viscoelastic nanoplates are adopted from the paper [73].

One can notice an excellent agreement between the results obtained from the analytical and the numerical method (Table 1). Further, it can be noticed that the highest complex natural frequency in the “Clamped-Chain” system is the same and does not depend on the number of nanoplates in VOMNPS. The lowest value of the complex natural frequency, determined for  $s = 1$ , decreases with an increase of the number of nanoplates. In the case of “Cantilever-Chain” system, the highest complex natural frequency increases while the lowest one (also for  $s = 1$ ) decreases for an increase of the number of nanoplates in VOMNPS. Finally, for the case of “Free-Chain” system, the lowest complex natural frequency determined for  $s = 0$  is the same while the highest one increases for an increase of the number of nanoplates in VOMNPS. The lowest value of complex natural frequency in the last case is equivalent to the fundamental complex natural frequency of the system obtained from asymptotic analysis when the number of nanoplates tends to infinity.

**Table 1** Validation of dimensionless damped natural frequencies  $\Omega_{11,s}$  of VOMNPS for three chain systems and varying number of nanoplates.

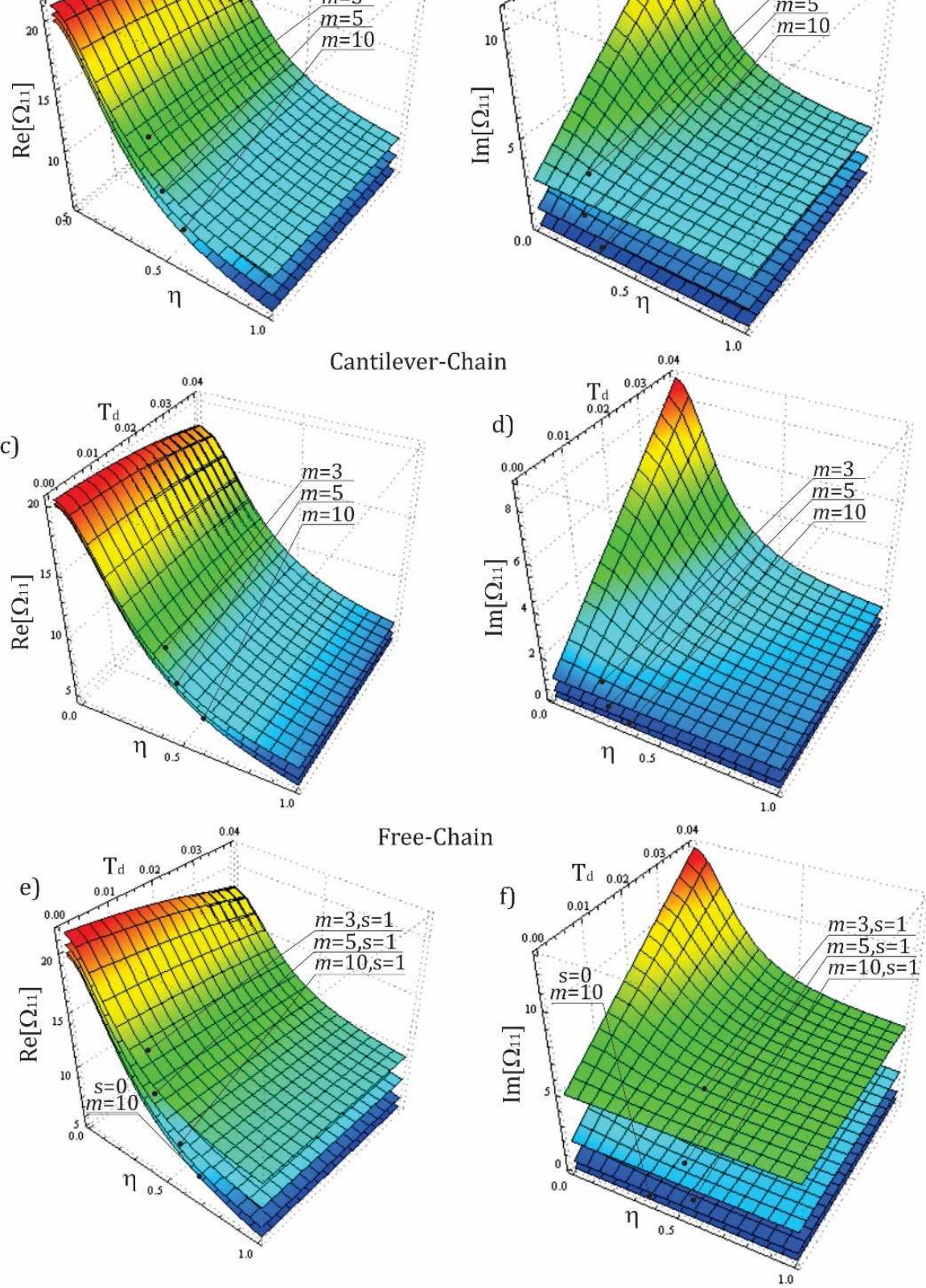
		Clamped-Chain		Cantilever-Chain		Free-Chain	
r=1		Trig. method	Num. method	Trig. method	Num. method	Trig. method	Num. method
n=1		Eq. (40)	Eq. (29)	Eq. (49)	Eq. (43)	Eq. (58)	Eq. (52)
m=3	1	10.2543 + 17.4012i	10.2543 + 17.4012i	9.19994 + 1.32308i	9.19994 + 1.32308i	8.15325 + 0.33293i	8.15325 + 0.33293i
	2	10.7013 + 3.26138i	10.7013 + 3.26138i	10.8086 + 16.5652i	10.8086 + 16.5652i	11.4680 + 15.3305i	11.4680 + 15.3305i
	3	12.6419 + 10.3313i	12.6419 + 10.3313i	12.5037 + 8.10644i	12.5037 + 8.10644i	11.7532 + 5.33211i	11.7532 + 5.33211i
m=5	1	8.89413 + 18.9901i	8.89413 + 18.9901i	8.61057 + 0.73793i	8.61057 + 0.73793i	8.15325 + 0.33293i	8.15325 + 0.33293i
	2	9.51734 + 1.67246i	9.51734 + 1.67246i	9.13770 + 18.7424i	9.13770 + 18.7424i	9.43553 + 18.4201i	9.43553 + 18.4201i
	3	11.4680 + 15.3305i	11.4680 + 15.3305i	11.0130 + 3.78376i	11.0130 + 3.78376i	9.98740 + 2.24245i	9.98740 + 2.24245i
	4	11.7532 + 5.33211i	11.7532 + 5.33211i	11.8243 + 14.4848i	11.8243 + 14.4848i	12.1748 + 13.4209i	12.1748 + 13.4209i
	5	12.6419 + 10.3313i	12.6419 + 10.3313i	12.5991 + 8.90837i	12.5991 + 8.90837i	12.3418 + 7.24163i	12.3418 + 7.24163i

\*  $i = \sqrt{-1}$  -imaginary unit

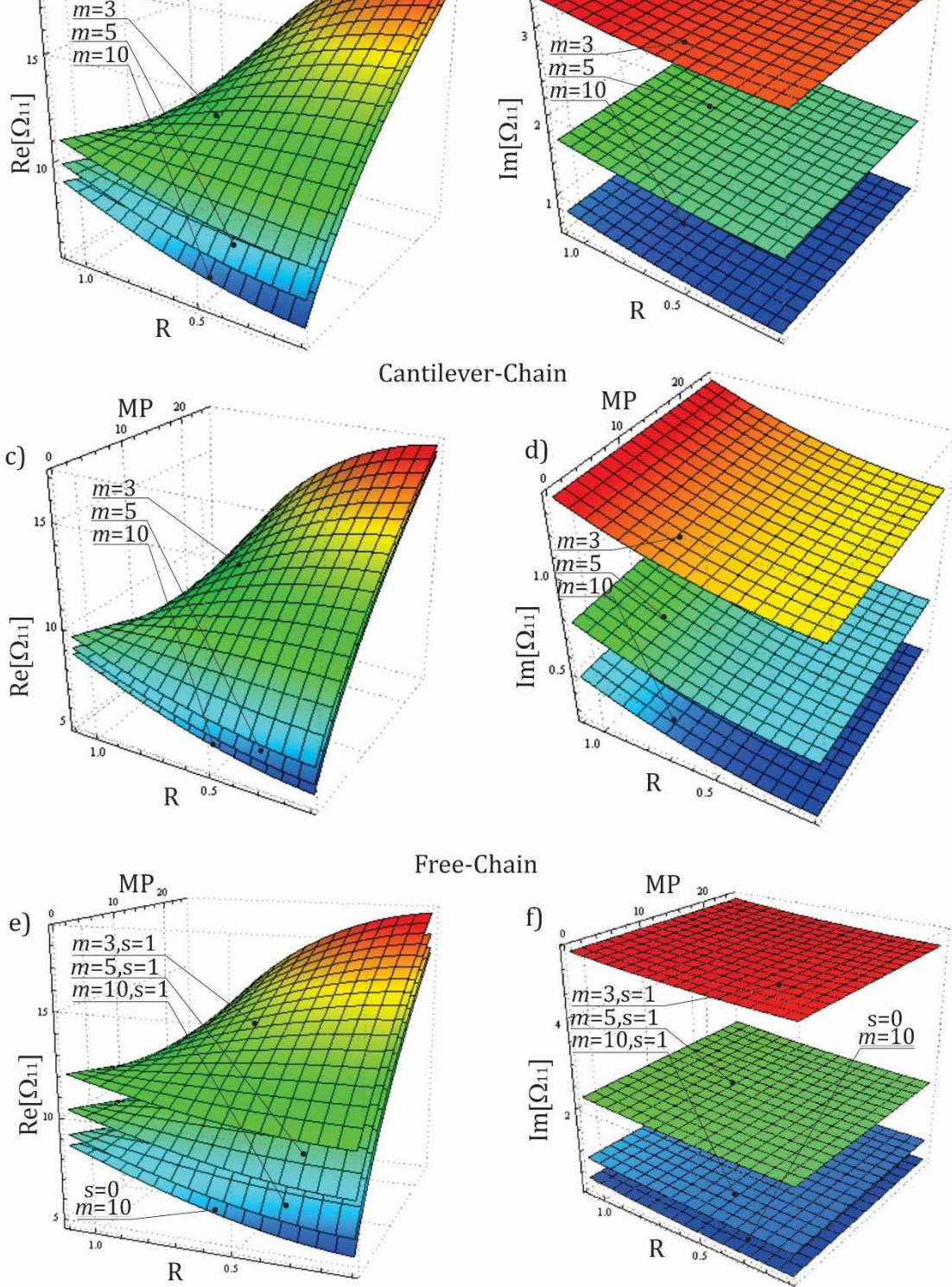
the lowest complex natural frequency for different number of nanoplates in VOMNPS. In the case of "Clamped-Chain" system, it can be observed that the real part of complex natural frequency i.e. damped natural frequency decreases significantly for an increase of nonlocal parameter. The imaginary i.e. damping ratio part of the complex natural frequency increases significantly for an increase of the internal viscosity and it decreases for an increase of the nonlocal parameter. In the case of "Cantilever-Chain" system, the real and the imaginary part of complex natural frequency decreases for an increase of the nonlocal parameter. In addition, the real part of complex natural frequency slightly decreases whereas the imaginary part increases for an increase of internal viscosity. The same influence of internal viscosity and nonlocal parameter can be recognized in the case of "Free-Chain" system. An increase of nonlocal parameter decreases complex natural frequency whereas an increase of internal viscosity decreases the real part of frequency and increases the imaginary part. However, for the last chain conditions the lowest complex frequency is the same for different numbers of nanoplates in VOMNPS and it is obtained for  $s = 0$ . Thus, we conclude that the lowest frequency is in fact the fundamental complex natural frequency. Therefore, on the same figure we plotted the complex natural frequency of "Free-Chain" system for  $s = 1$  and observed that for a significant increase of a number of nanoplates complex frequency tends to the fundamental frequency, which is in line with the asymptotic analysis. Next, the common conclusion is that the complex natural frequency decreases for an increase of a number of nanoplates in VOMNPS.

In Fig. 6, the real and imaginary part of complex natural frequency are plotted for changes of magnetic field parameter  $MP$  and aspect ratio  $R$  and other parameters same as in Table 1. One can notice that when no or weak magnetic field is applied to VOMNPS, the real part of complex natural frequency increases for an increase of aspect ratio starting from low values of frequency. However, for applied stronger magnetic field the real part of complex natural frequency decreases significantly for an increase of aspect ratio  $R$  starting from much higher values of frequency. This effect can be recognized for all three cases of chain conditions. In addition, for the "Clamped-Chain" and "Free-Chain" systems the imaginary part of complex natural frequency slightly increases for an increase of aspect ratio whereas it is constant for changes of magnetic field parameter. In the "Cantilever-Chain" system, an increase of the imaginary part of complex natural frequency for an increase of aspect ratio is more pronounced than in the previous two cases while the frequency is constant for changes of magnetic field parameter. Further, in all three cases of chain conditions the value of complex natural frequency decreases for an increase of a number of nanoplates in VOMNPS.

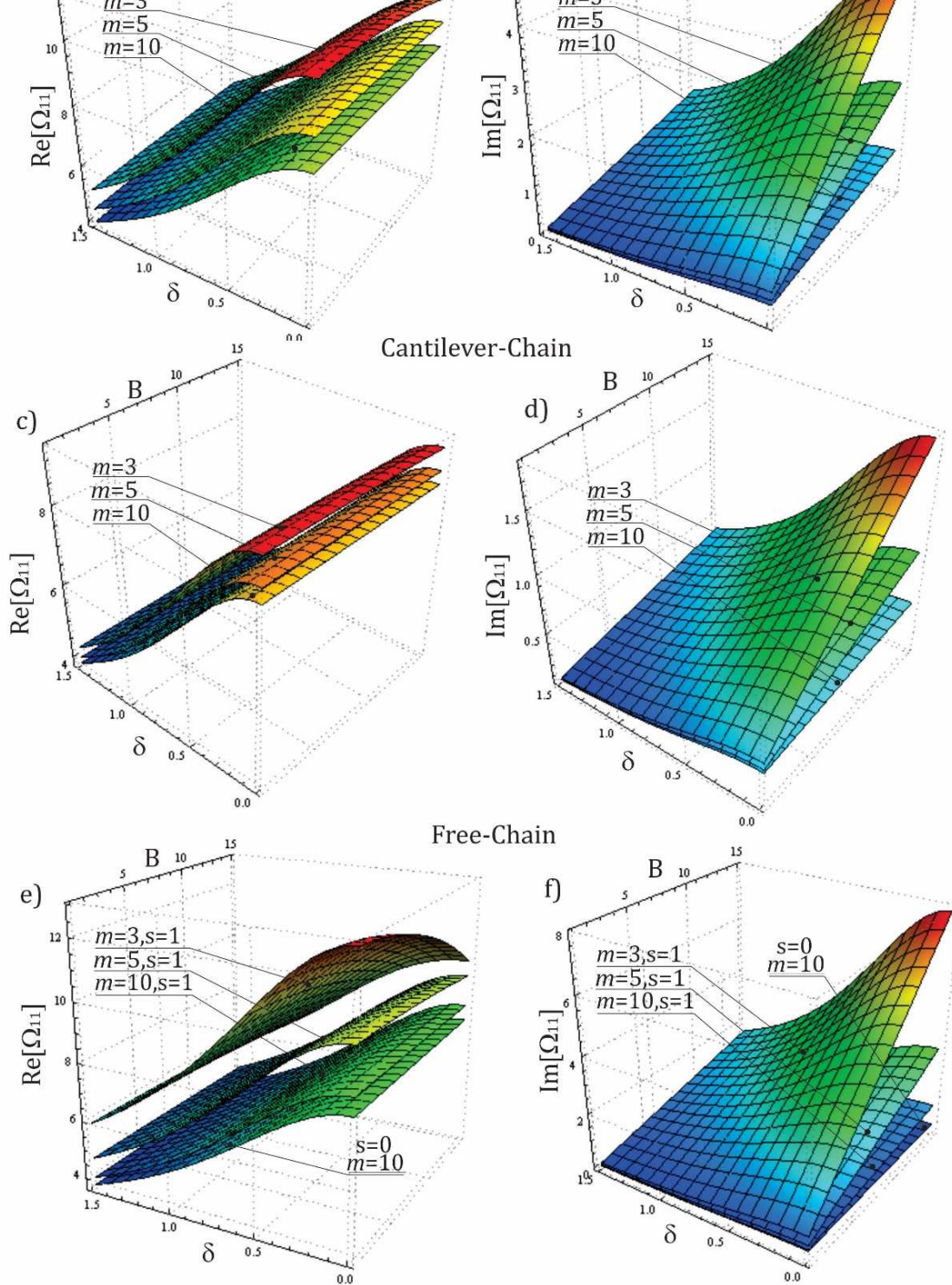
Next, we illustrate the influence of aspect ratio  $\delta$  and damping coefficient  $B$  of the viscoelastic medium on the complex natural frequency of VOMNPS. The values of other parameters are same as in the previous cases. In Fig. 7, it can be noticed that an increase of damping coefficient almost has no visible effects on the real part of complex natural frequency except for the slight decrease of frequency for lower number of nanoplates in VOMNPS, especially in the case of "Free-Chain" system. The imaginary part of complex natural frequency increases for an increase of damping coefficient for all cases of chain conditions. The effect of increase of aspect ratio  $\delta$  is a decrease of complex natural frequency. In general, an increase of a number of nanoplates in VOMNPS decreases the complex natural frequency.



**Fig. 5** Effects of nonlocal  $\eta$  and internal viscosity  $T_d$  parameters on complex natural frequency of VOMNPS.



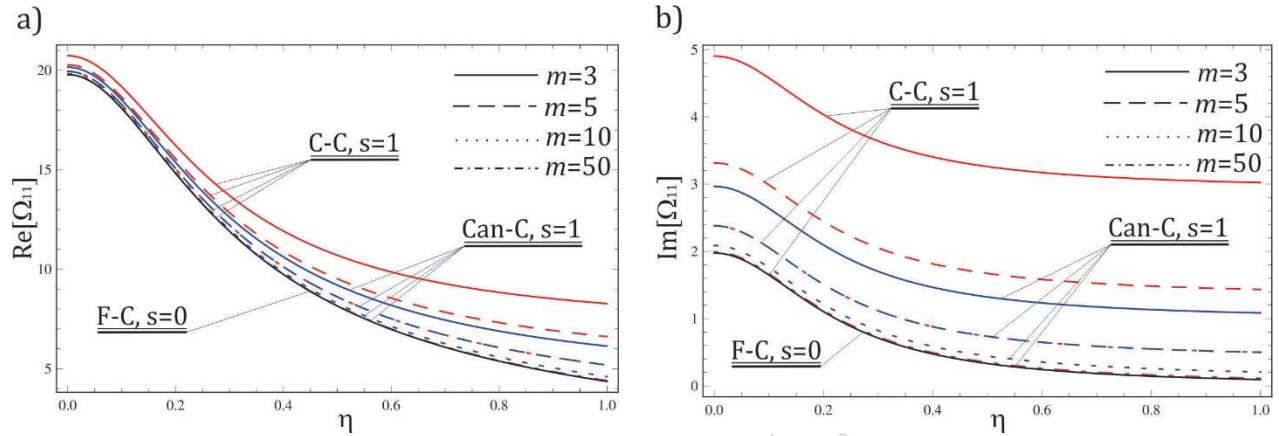
**Fig. 6** Effects of magnetic field parameter  $MP$  and aspect ratio  $R$  on complex natural frequency of VOMNPS.



**Fig. 7** Effects of damping coefficient of the viscoelastic medium  $B$  and aspect ratio  $\delta$  on complex natural frequency of VOMNPS.

Further, we show the influence of nonlocal parameter, different chain conditions and significant change of a number of nanoplates in VOMNPS on the real and imaginary part of the lowest complex natural

$s = 1$ . For curves of clamped-chain and cantilever-chain it can be noticed that they are approaching to the curve of the lowest complex natural frequency of "Free-Chain" system i.e. the fundamental frequency, for an increase of the number of nanoplates in VOMNPS.



**Fig. 8** Effect of increase of the number of nanoplates on complex natural frequency of VOMNPS with different chain conditions.

From the detailed parametric study, it can be noticed that the influence of magnetic parameter on the real part of complex natural frequency i.e. the damped natural frequency of VOMNPS is significant. However, an increase of aspect ratio by increasing the length or height of nanoplate in the direction of magnetic field can reduce its influence on the real part of complex natural frequency of the system dramatically. This effect is also recognized in theoretical studies analyzing the vibration behavior of CNTs with applied magnetic field in the direction of the length of nanotube. The results presented in this study may be significant for the future investigations of complex nanostructure systems exploited in the presence of magnetic field.

## Conclusion

In this paper, we summarized current advances in the field of theoretical analysis of mechanical behavior of complex nanostructure systems such as nanoplate-like structures in the presence of magnetic field. Further, we performed the free vibration study of VOMNPS embedded in the viscoelastic medium and under the influence of in-plane magnetic field by using nonlocal theory. Explicit equations for complex natural frequencies are determined via trigonometric method. In addition, by performing the asymptotic analysis we determined critical values of complex natural frequency and internal damping. From obtained numerical results, characteristic behaviors of complex natural frequencies are identified for changes of nonlocal parameter, internal damping parameter, magnitude of a magnetic field, damping coefficient of the layers and different numbers of nanoplates in VOMNPS. The results revealed that the influence of magnetic field on the real part of complex natural frequency is significant but it strongly depends on the dimension of a nanostructure in the direction of magnetic field i.e. an increase of aspect ratio decreases the influence of magnetic field parameter. The methods used in this work can be useful for the future vibration studies of complex nanostructure systems that consider models with included influence of different physical fields.

**Acknowledgments** This research was supported by the research grant of the Serbian Ministry of Science and Environmental Protection under the numbers ON 174001 and ON 174011.

## References

- [1] Hao, F., Fang, D., & Xu, Z. (2011). Mechanical and thermal transport properties of graphene with defects. *Applied Physics Letters*, 99(4), 041901-041901.

- [4] C.A. Grimes, C. Mungle, D. Kouzoudis, S. Fang, P.C. Eklund, The 500 MHz to 5.50 GHz complex permittivity spectra of single-wall carbon nanotube-loaded polymer composites. *Chemical Physics Letters* 319 (2000) 460-464.
- [5] J. Sandler, M.S.P. Shaffer, T. Prasse, W. Bauhofer, K. Schulte, A.H. Windle, Development of a dispersion process for carbon nanotubes in an epoxy matrix and the resulting electrical properties. *Polymer* 40 (1999) 5967-5971.
- [6] Loomis, J., Fan, X., Khosravi, F., Xu, P., Fletcher, M., Cohn, R. W., & Panchapakesan, B. (2013). Graphene/elastomer composite-based photo-thermal nanopositioners. *Scientific reports*, 3.
- [7] Loomis, J., King, B., Burkhead, T., Xu, P., Bessler, N., Terentjev, E., & Panchapakesan, B. (2012). Graphene-nanoplatelet-based photomechanical actuators. *Nanotechnology*, 23(4), 045501.
- [8] Lu, S., & Panchapakesan, B. (2007). All-optical micromirrors from nanotube MOMS with wavelength selectivity. *Journal of Microelectromechanical Systems*, 16(6), 1515-1523.
- [9] S. Lu, B. Panchapakesan, Photomechanical responses of carbon nanotube/polymer actuators. *Nanotechnology* 18 (2007) 305502.
- [10] Bunch, J. S., Van Der Zande, A. M., Verbridge, S. S., Frank, I. W., Tanenbaum, D. M., Parpia, J. M., ... & McEuen, P. L. (2007). Electromechanical resonators from graphene sheets. *Science*, 315(5811), 490-493
- [11] Liu, M., Yin, X., Ulin-Avila, E., Geng, B., Zentgraf, T., Ju, L., ... & Zhang, X. (2011). A graphene-based broadband optical modulator. *Nature*, 474(7349), 64-67.
- [12] Loomis, J., King, B., & Panchapakesan, B. (2012). Layer dependent mechanical responses of graphene composites to near-infrared light. *Applied Physics Letters*, 100(7), 073108.
- [13] Liu, Z., Zhou, H., Lim, Y. S., Song, J. H., Piao, L., & Kim, S. H. (2012). Synthesis of Silver Nanoplates by Two-Dimensional Oriented Attachment. *Langmuir*, 28(25), 9244-9249.
- [14] Golberg, D., Bando, Y., Huang, Y., Terao, T., Mitome, M., Tang, C., & Zhi, C. (2010). Boron nitride nanotubes and nanosheets. *Acs Nano*, 4(6), 2979-2993.
- [15] Zhang, L., & Huang, H. (2006). Young's moduli of ZnO nanoplates: Ab initio determinations. *Applied physics letters*, 89(18), 183111-183111.
- [16] Arani, A. G., Maboudi, M. J., & Kolahchi, R. (2014). Nonlinear vibration analysis of viscoelastically coupled DLAGS-systems. *European Journal of Mechanics-A/Solids*, 45, 185-197.
- [17] Meyer JC, Geim AK, Katsnelson, MI, Novoselov, K. S., Booth, T. J., & Roth, S. (2007). The structure of suspended graphene sheets. *Nature*, 446(7131), 60-63.
- [18] Ramanathan, T., Abdala, A. A., Stankovich, S., Dikin, D. A., Herrera-Alonso, M., Piner, R. D., ... & Brinson, L. C. (2008). Functionalized graphene sheets for polymer nanocomposites. *Nature Nanotechnology*, 3(6), 327-331.
- [19] Stankovich, S., Dikin, D. A., Dommett, G. H., Kohlhaas, K. M., Zimney, E. J., Stach, E. A., ... & Ruoff, R. S. (2006). Graphene-based composite materials. *Nature*, 442(7100), 282-286.
- [20] Shahil, K. M., & Balandin, A. A. (2012). Graphene-multilayer graphene nanocomposites as highly efficient thermal interface materials. *Nano letters*, 12(2), 861-867.
- [21] Li, N., Wang, Z., Zhao, K., Shi, Z., Gu, Z., & Xu, S. (2010). Large scale synthesis of N-doped multi-layered graphene sheets by simple arc-discharge method. *Carbon*, 48(1), 255-259.
- [22] Ansari, R., Arash, B., & Rouhi, H. (2011). Vibration characteristics of embedded multi-layered graphene sheets with different boundary conditions via nonlocal elasticity. *Composite Structures*, 93(9), 2419-2429.
- [23] Pumera, M., Ambrosi, A., Bonanni, A., Chng, E. L. K., & Poh, H. L. (2010). Graphene for electrochemical sensing and biosensing. *TrAC Trends in Analytical Chemistry*, 29(9), 954-965.
- [24] Ansari, R., Arash, B., & Rouhi, H. (2011). Vibration characteristics of embedded multi-layered graphene sheets with different boundary conditions via nonlocal elasticity. *Composite Structures*, 93(9), 2419-2429.
- [25] Lin, R. M. (2015). Elastic Buckling Behaviour of General Multi-Layered Graphene Sheets. *AIMS Materials Science*, 2(2), 61-78.
- [26] Lin, R. M. (2012). Nanoscale vibration characteristics of multi-layered graphene sheets. *Mechanical Systems and Signal Processing*, 29, 251-261.
- [27] Behfar, K., & Naghdabadi, R. (2005). Nanoscale vibrational analysis of a multi-layered graphene sheet embedded in an elastic medium. *Composites science and technology*, 65(7), 1159-1164.

- from molecular dynamics. *Physica B: Condensed Matter*, 405(5), 1301-1306.
- [31] Pradhan, S. C., & Phadikar, J. K. (2009). Nonlocal elasticity theory for vibration of nanoplates. *Journal of Sound and Vibration*, 325(1), 206-223.
- [32] Liang, Y., & Han, Q. (2014). Prediction of the nonlocal scaling parameter for graphene sheet. *European Journal of Mechanics-A/Solids*, 45, 153-160.
- [33] Singh, S., & Patel, B. P. (2016). Nonlinear dynamic response of single layer graphene sheets using multiscale modelling. *European Journal of Mechanics-A/Solids*, 59, 165-177.
- [34] Ansari, R., Sahmani, S., & Arash, B. (2010). Nonlocal plate model for free vibrations of single-layered graphene sheets. *Physics Letters A*, 375(1), 53-62.
- [35] Murmu, T., & Adhikari, S. (2011). Nonlocal vibration of bonded double-nanoplate-systems. *Composites Part B: Engineering*, 42(7), 1901-1911.
- [36] Murmu, T., McCarthy, M. A., & Adhikari, S. (2012). Vibration response of double-walled carbon nanotubes subjected to an externally applied longitudinal magnetic field: A nonlocal elasticity approach. *Journal of Sound and Vibration*, 331(23), 5069-5086.
- [37] Murmu, T., McCarthy, M. A., & Adhikari, S. (2012). Nonlocal elasticity based magnetic field affected vibration response of double single-walled carbon nanotube systems. *Journal of Applied Physics*, 111(11), 113511.
- [38] Kiani, K. (2014). Vibration and instability of a single-walled carbon nanotube in a three-dimensional magnetic field. *Journal of Physics and Chemistry of Solids*, 75(1), 15-22.
- [39] Narendar, S., Gupta, S. S., & Gopalakrishnan, S. (2012). Wave propagation in single-walled carbon nanotube under longitudinal magnetic field using nonlocal Euler-Bernoulli beam theory. *Applied Mathematical Modelling*, 36(9), 4529-4538.
- [40] Murmu, T., McCarthy, M. A., & Adhikari, S. (2013). In-plane magnetic field affected transverse vibration of embedded single-layer graphene sheets using equivalent nonlocal elasticity approach. *Composite Structures*, 96, 57-63.
- [41] Arani, A. G., Maboudi, M. J., Arani, A. G., & Amir, S. (2013). 2D-Magnetic Field and Biaxial In-Plane Pre-Load Effects on the Vibration of Double Bonded Orthotropic Graphene Sheets. *Journal of Solid Mechanics Vol, 5(2)*, 193-205.
- [42] Kiani, K. (2014). Free vibration of conducting nanoplates exposed to unidirectional in-plane magnetic fields using nonlocal shear deformable plate theories. *Physica E: Low-dimensional Systems and Nanostructures*, 57, 179-192.
- [43] Camponeschi, E., Vance, R., Al-Haik, M., Garmestani, H., & Tannenbaum, R. (2007). Properties of carbon nanotube-polymer composites aligned in a magnetic field. *Carbon*, 45(10), 2037-2046.
- [44] Kiani, K. (2014). Revisiting the free transverse vibration of embedded single-layer graphene sheets acted upon by an in-plane magnetic field. *Journal of Mechanical Science and Technology*, 28(9), 3511-3516.
- [45] Fujiwara, M., Oki, E., Hamada, M., Tanimoto, Y., Mukouda, I., & Shimomura, Y. (2001). Magnetic orientation and magnetic properties of a single carbon nanotube. *The Journal of physical chemistry A*, 105(18), 4383-4386.
- [46] Peng F. Magnetic field induced thermal effect of phonons in graphene. *Phys Status Solidi B – Basic Solid State Phys* 2011;248:1388.
- [47] Shizuya K. Electromagnetic response and effective gauge theory of graphene in a magnetic field. *Phys Rev B* 2007:75.
- [48] Fu Z, Wang Z, Li S, Zhang P. Magnetic quantum oscillations in a monolayer graphene under a perpendicular magnetic field. *Chinese Phys B* 2011:20.
- [49] Lopez-Urias F, Rodriguez-Manzo J, Munoz-Sandoval E, Terrones M, Terrones H. Magnetic response in finite carbon graphene sheets and nanotubes. *Opt Mater* 2006;29:110.
- [50] Faugeras C, Kossacki P, Basko D, Amado M, Sprinkle M, Berger C, et al. Effect of a magnetic field on the two-phonon Raman scattering in graphene. *Phys Rev B* 2010:81.
- [51] Kan, E., Li, Z., & Yang, J. (2008). Magnetism in graphene systems. *Nano*, 3(06), 433-442.
- [52] Nair, R. R., Tsai, I. L., Sepioni, M., Lehtinen, O., Keinonen, J., Krasheninnikov, A. V., ... & Grigorieva, A. G. I. (2013). Dual origin of defect magnetism in graphene and its reversible switching by molecular doping. *Nature communications*, 4.
- [53] Ning, G., Xu, C., Hao, L., Kazakova, O., Fan, Z., Wang, H., ... & Wei, F. (2013). Ferromagnetism in nanomesh graphene. *Carbon*, 51, 390-396.



- [57] Wang Y, Huang Y, Song Y, Zhang X, Ma Y, Liang J, et al. Room-temperature ferromagnetism of graphene. *Nano Lett* 2009;9:220.
- [58] Garmestani, H., Al-Haik, M. S., Dahmen, K., Tannenbaum, R., Li, D., Sablin, S. S., & Hussaini, M. Y. (2003). Polymer-Mediated Alignment of Carbon Nanotubes under High Magnetic Fields. *Advanced Materials*, 15(22), 1918-1921.
- [59] S.V. Ahir, Y.Y. Huang, E.M. Terentjev, Polymers with aligned carbon nanotubes: Active composite materials. *Polymer* 49 (2008) 3841-3854.
- [60] T. Kimura, H. Ago, M. Tobita, S. Ohshima, M. Kyotani, M. Yumura, Polymer composites of carbon nanotubes aligned by a magnetic field. *Advanced materials* 14 (2002) 1380-1383.
- [61] Kröner, E. (1967). Elasticity theory of materials with long range cohesive forces. *International Journal of Solids and Structures*, 3(5), 731-742.
- [62] Eringen, A. C. (1972). Linear theory of nonlocal elasticity and dispersion of plane waves. *International Journal of Engineering Science*, 10(5), 425-435.
- [63] Eringen, A. C. (1983). On differential equations of nonlocal elasticity and solutions of screw dislocation and surface waves. *Journal of Applied Physics*, 54(9), 4703-4710.
- [64] J. Peddieson, G.R. Buchanan, R.P. McNitt, Application of nonlocal continuum models to nanotechnology. *International Journal of Engineering Science* 41 (2003) 305-312.
- [65] Q. Wang, K.M. Liew, Application of nonlocal continuum mechanics to static analysis of micro- and nano-structures. *Physics Letters A* 363 (2007) 236-242.
- [66] T. Murmu, S. Adhikari, Nonlocal transverse vibration of double-nanobeam-systems. *Journal of Applied Physics* 108 (2010) 083514.
- [67] Reddy, J. N. Nonlocal theories for buckling bending and vibration of beams. *International Journal of Engineering Science* 45 (2007) 288-307.
- [68] T. Huu-Tai, A nonlocal beam theory for bending, buckling, and vibration of nanobeams. *International Journal of Engineering Science* 52 (2012) 56-64.
- [69] Y. Z. Wang, F. M. Li, K. Kishimoto, Thermal effects on vibration properties of double-layered nanoplates at small scales. *Composites: Part B* 42 (2011) 1311-1317.
- [70] Arash, B., & Wang, Q. (2014). A review on the application of nonlocal elastic models in modeling of carbon nanotubes and graphenes. In *Modeling of Carbon Nanotubes, Graphene and their Composites* (pp. 57-82). Springer International Publishing.
- [71] Malekzadeh, P., & Shojaee, M. (2013). Free vibration of nanoplates based on a nonlocal two-variable refined plate theory. *Composite Structures*, 95, 443-452.
- [72] Mohammadi, M., Ghayour, M., & Farajpour, A. (2013). Free transverse vibration analysis of circular and annular graphene sheets with various boundary conditions using the nonlocal continuum plate model. *Composites Part B: Engineering*, 45(1), 32-42.
- [73] Pouresmaeeli, S., Ghavanloo, E., & Fazelzadeh, S. A. (2013). Vibration analysis of viscoelastic orthotropic nanoplates resting on viscoelastic medium. *Composite Structures*, 96, 405-410.
- [74] Reddy, J. N. (2006). *Theory and analysis of elastic plates and shells*. CRC press.
- [75] Lu, P., Zhang, P. Q., Lee, H. P., Wang, C. M., & Reddy, J. N. (2007). Non-local elastic plate theories. *Proceedings of the Royal Society A: Mathematical, Physical and Engineering Science*, 463 (2088), 3225-3240.
- [76] Karličić, D., Murmu, T., Adhikari, S., McCarthy, M. (2016). *Non-local structural mechanics*, Wiley-ISTE, London.
- [77] Shen, L., Shen, H. S., & Zhang, C. L. (2010). Temperature-dependent elastic properties of single layer graphene sheets. *Materials & Design*, 31(9), 4445-4449.
- [78] Shen, H. S., Shen, L., & Zhang, C. L. (2011). Nonlocal plate model for nonlinear bending of single-layer graphene sheets subjected to transverse loads in thermal environments. *Applied Physics A*, 103(1), 103-112.

examined.

- The nanoplate system is embedded in a viscoelastic medium.
- Nonlocal elasticity theory is used.
- Closed form solutions for complex natural frequencies are derived.
- Analysis shows that the influence of magnetic field on the real part of complex natural frequency is significant.
- However it strongly depends on the dimension of a nanostructure in the direction of magnetic field.

ACCEPTED MANUSCRIPT